



HOTEL TOPEKA
AT CITY CENTER



SEPTEMBER 30, 2023

FINANCIAL STATEMENT

HOTEL TOPEKA AT CITY CENTER
1717 SW TOPEKA BOULEVARD
TOPEKA, KANSAS 66612

TABLE OF CONTENTS

Monthly Executive Summary

Profit & Loss Statement

Balance Sheet

Statement of Cash Flows

Full Year Comparative Profit & Loss Statement

Trailing 12 Month Profit & Loss Statement

Trial Balance

General Ledger

Cash Sheet

Check Register

Accounts Receivable Aging

Accounts Payable Aging

Balance sheet Account Reconciliations



Monthly Executive Summary





HOTEL TOPEKA
AT CITY CENTER

October 13, 2023

Enclosed please find the statement of operations for the month of September 2023 for the Hotel Topeka at City Center.

Executive Summary

The month of September, the property did \$531,290.62 in total revenue. \$305,176.98 was in rooms revenue and \$223,231.86 was in food and beverage. We also did \$2,881.78 in other revenue. Hotel Topeka had a RevPAR of \$45.41, an ADR of \$97.91 and Occupancy was 46.38%. We were over proposed budget in room revenue. We were over proposed budget in both group and transient revenue. The difference year-to-year had to do with a bowling tournament, a mental health conference, a judge's clerks' conference and a health and safety conference that took place this year, but not the previous one. Food and beverage revenues exceeded the proposed budget mainly due to the conferences mentioned previously.

Flow over-performed to proposed budget in September mainly due to managing expenses and labor during a busier month. It also helped that the Front Office Manager position is still vacant, and the Executive Housekeeper was out on medical leave for most of the month. Rooms exceeded the proposed budget in revenue by \$47,404. We were over \$9,553 in transient room revenue and \$37,755 in group room revenue, and flat in other revenue. The food and beverage revenue gain was \$47,666. Outlet revenues were over by \$3,919 compared to budget and banquets was over \$43,747 compared to budget. This mainly had to do with banquet food being over budget by \$41,733. We were over \$95,060 in revenue, and over \$80,675 in gross operating profit to the proposed budget. Net income was over proposed budget by \$180,341.

October, unfortunately, will not be as profitable as September. A plant facilities conference helped boost revenues at the beginning of the month and a Marine Corps drill weekend will help on the second weekend. An Episcopal meeting will take place in the third week and two army groups will be here on the third weekend. It will not come close to budget as two dogs shows took place last October. We continue to work with our regional sales managers to try to boost sales in both rooms and food and beverage. We are looking more at increasing our occupancy for the month, as we try to gain some rooms from the Comp Set by competitively pricing them.

Food and Beverage was much higher in September compared to August with a difference of \$166,099. Banquet revenue was \$197,312.66 for the month. Outlet revenue was a little better at \$25,919.20. We are anticipating opening the restaurant more for lunch and dinner to increase sales in the both the restaurant and lounge. Food cost was 21.58% on proposed budget of 35%. Beverage cost was 23.09% to the proposed budget of 24%.

The hotel is working on increasing staffing levels. Unfortunately, there is still a need for contract labor as business levels increase. We have gotten more help in housekeeping and it seems to be decreasing there. Food and beverage help are still needed for both the front and back of the house.

Overall, September was a great month. We made proposed budget in GOP, net income and total revenue. We were over in both rooms and food and beverage. October will not be good as we will probably fall short of the proposed budget in both rooms and food and beverage. We will watch our labor and expenses closely since we know it is going to be a tight month as we prepare for the sale of the hotel on October 31st.

Payroll & Expense Analysis

Total Payroll expenses for this financial period were \$156,007.64 actualizing from all hotel departments, benefits, and taxes. This was under proposed budget by \$5,106 mainly due to the absence of the Front Office Manager salary and keeping a close eye on overtime. It should be a little less in October as we are watching labor very closely. The proposed budget has not been approved, therefore only actualized numbers are included in the analysis.

Total Undistributed Expenses for the month actualized at \$167,310.10.

1717 SW Topeka Blvd, Topeka, KS 66612
(785)-431-7200 – Phone



HOTEL TOPEKA
AT CITY CENTER

- Rooms actualized at \$33,010.49.
 - Contract Labor actualized at \$6,345.79. This was higher than normal, but appropriate for higher business levels.
 - Guest Supplies actualized at \$1,706.65. This is about normal.
 - Laundry actualized at \$1,946.00 as we ordered more to cover the expected lower business in October.
 - Linen actualized at \$2,314.74 as we are trying to get to par levels.
 - Operating Supplies actualized at \$1,289.73.
 - Rooms Promotion actualized at \$12,330.08. This is due to the breakfast coupons that were included with the rooms for quite a few of the groups over the month.
 - Television Cable actualized at \$4,058.89. This is normal for the month.
 - Travel Agent Commission-Transient Rooms actualized at \$2,436.92. This is about normal for the month.
- Food and Beverage actualized at \$15,707.45.
 - Audio/Visual Expense actualized at \$4,916.39. This is higher than usual but needed with the amount of revenue generated by audio-visual this month.
 - Banquet Expense actualized at \$8,000. This is the lease for the Maner Conference Center.
 - Cleaning Supplies actualized at \$1,511.81. This is a little higher than usual but required for higher business levels.
 - Contract Labor actualized at \$8,800.32 due to needing more help with the larger events. This is higher as we are struggling to recruit more in-house assistance.
 - Equipment Rental actualized at \$1,687.70. This is normal for the month.
 - Kitchen/Cooking Fuel actualized at \$660.59. This is normal for the month.
 - Paper & Plastic Supplies actualized at \$930.30. This is normal for the month.
- A&G actualized at \$31,110.09.
 - Accounting Fees actualized at \$1,000.
 - Credit Card Commissions actualized at \$14,422.15.
 - Employee Relations actualized at \$1,214.36 to keep morale higher for a busy month.
 - Payroll Service Fees actualized at \$1,109.14.
 - Security-Outside actualized at \$6,167.92. This is normal for the month.
 - Training actualized at \$1,095.00. This was for the GM's budget planning in Pennsylvania.
 - Travel actualized at \$1,899.40. This is for the GM's trip to Pennsylvania for budget planning.
- Sales/Marketing actualized expenses at \$9,099.84.
 - Advertising-Web/Internet actualized \$2,015.00 to promote deals to increase occupancy.
 - Dues and Subscriptions actualized at \$3,310.76. This is normal for the month.
- IT actualized expenses at \$7,063.07.
 - Information Systems actualized at \$1,640.25. This is normal for the month.
 - Rooms actualized at \$2,657.80. This is also normal for the month.
- R&M actualized expenses at \$17,371.51.
 - Elevator and Maintenance Contracts actualized at \$6,387.53. This is higher due to the partial payment to replace the drive on one of the guest elevators and the quarterly maintenance payment that became due this month.
 - Fire & Safety Equipment actualized at \$5,464.94. This is higher due to smoke detector replacements.
 - Grounds and Landscaping actualized at \$2,810.83. This is normal for the month.
 - Laundry Equipment actualized at \$1,730.26. This is due to repairs on the press.
 - Pest Control actualized at \$2,174.98. This was mostly due to bed bug treatments.
 - Plumbing and Heating actualized at \$1,447.16. This is due to repairing some pipes in laundry.
- Utilities actualized at \$34,120.43.
 - \$6,154.23 was in Water.
 - \$24,821.97 was in Electric.
 - \$3,144.23 was in Gas.



HOTEL TOPEKA

AT CITY CENTER

Key Issues

- Staffing:
 - The Executive Housekeeper has been out since August 21st for surgery. We hired a second inspector. The GM and AGM are assisting the inspectors in her absence. She is tentatively scheduled to return on October 28th, pending the clearance from her doctor on the 26th.
 - We are holding off hiring a Sales Admin until business increases.
 - The Front Office Manager position is still vacant.
 - We are looking for team members in every department, mainly in food and beverage.

- Life Safety:
 - We are working on approval to get the RFID locks. We are running into issues with the current lock system, and an increasing number of guests are needing to get replacement keys before they can get into their room. We have tried different key card manufacturers, but unfortunately, they have all had the same result. The sister property's locks were not compatible with ours and are working on alternate options.
 - The analog drive for one of the guest elevators was replaced with a digital drive. Both guest elevators are functioning now.
 - We have a fire inspection coming and some fire detectors need to be replaced. The Chief Engineer can install the detectors himself and cut the cost by about \$2,000. Half of the detectors are tentatively scheduled to be replaced on the 24th and the other half in November.

- Building Repairs:
 - HVAC coils: have 3 coils that will need to be replaced in public areas.
 - Guest room HVAC actuator valves: many guest room HVAC units have non-functioning actuator valves. We have found a company, but they are still looking for the parts we need to give us a bid.
 - Emerald Hallway HVAC actuator Valves: The HVAC units for the Emerald Hallway have non- functioning actuator valves and are currently controlled manually. A local company is giving us a bid.
 - We have around 50 windows in the rooms that have lost their airtight seal. We will need to get them replaced at some point as you have a hard time seeing out and can eventually cause leaks.
 - All the rooms now have refrigerators. We have a few spares as well.
 - The Trane chiller is not working, and we are looking at our options since Trane is not honoring the warranty for the time being.
 - The lighting in the Emerald Ballroom is not working properly. We got a quote for the repair.
 - We have a contract pending for a water treatment contract.
 - The fountains are not operating due to both motors not working. We have a spare motor from the old spa that will help, but we will still need another one to have it fully functioning. We are exploring options to get it running.
 - The ice machine in the hotel banquet area is not operating. Two different companies have looked at it and both have said that it is not repairable. Banquets is utilizing the kitchen ice machine.


- Exterior building:
 - Exterior pathway lighting: most are broken; 16 total needs replaced. Bids have been sent for approval.
 - Parking lot lights – We have 3 lights that have bad ballasts that we must order to replace them.



HOTEL TOPEKA
AT CITY CENTER

STR Analysis

September 2023 Report

	Occupancy	% Occupancy Change	ADR	% ADR Change	RevPAR	% RevPAR Change
Property	49.1%	64.8	98.88	2.7	48.57	69.3
Compset	48.0%	-7.1	102.92	5.7	49.43	-1.8
Index	102.3	77.4	96.1	-2.9	98.3	72.4
Year to Date	Occupancy	% Occupancy Change	ADR	% ADR Change	RevPAR	Index
Property	35.8%	5.2	96.30	0.0	34.48	5.1
Compset	46.9%	2.6	99.17	2.6	46.48	5.3
Index	76.4	2.5	97.1	-2.5	74.2	-0.1

- Hotel Topeka was higher in all three categories due to a bowling tournament and three different conferences that took place this year, but not last one. Transient room revenue was about the same with last year grossing \$2,030.75 more. Group revenue exceeded last year by \$113,795.10. With the group rooms, we were able to get more than our fair share in occupancy and come close to getting our fair share in the other categories. The YTD numbers are for the end of August since the EOM for September is not available as of this report.

Sales & Revenue Strategy

- Group actualized 2,103 room nights for a total of \$202,436.95 in revenue. Catering actualized \$197,312.66.
- Through new bookings, group pickup and detailed events, Sales added \$104,571.62 in catering revenue and \$43,018.00 in group room revenue to the books during the month of August.
- Team made \$75,913.05 in catering revenue in tentative bookings, pending signature.
- Review of transient rates on weekly revenue call ensures we are priced appropriately for demand seasons as well as protects group rates. Began reviewing the roll in week (52nd week out) to ensure strategies are in place including rate and stay restrictions.
- Stay restrictions have been put into place where applicable due number of rooms already on the books and or demand generators in the market.

Sincerely,

Wayne A. Wazlawik
General Manager
TOKS Associates, LLC



Profit & Loss Statement

Company: TOKS Associates LLC Property: Hotel Topeka at City Center
P&L - Dual Summary Pages
As of 9/30/2023

PTD	%	PTD Budget	%	Variance	PTD Last Year	%	Variance		YTD	%	YTD Budget %	Variance	YTD Last Year	%	Variance	
								Statistics								
224.00		224.00		0.00	224.00		0.00	# Rooms	224.00		224.00	0.00	224.00		0.00	
6,720.00		6,720.00		0.00	6,720.00		0.00	Available Rooms	61,152.00		61,152.00	0.00	61,152.00		0.00	
3,117.00		0.00		3,117.00	2,008.00		1,109.00	Room Nights Sold	22,272.00		0.00	22,272.00	20,620.00		1,652.00	
46.38%		0.00%		46.38%	29.88%		16.50%	Occupancy %	36.42%		0.00%	36.42%	33.72%		2.70%	
97.91		0.00		97.91	99.19		-1.28	ADR	98.78		0.00	98.78	96.73		2.05	
45.41		0.00		45.41	29.64		15.77	RevPar	35.98		0.00	35.98	32.62		3.36	
								Summary V.11								
								Revenue								
305,176.98	57.44%	0.00	0.00%	305,176.98	199,169.04	72.22%	106,007.94	Rooms	2,200,098.88	62.55%	0.00	0.00%	2,200,098.88	1,994,565.15	61.34%	205,533.73
223,231.86	42.02%	0.00	0.00%	223,231.86	68,894.05	24.98%	154,337.81	F&B	1,273,327.82	36.20%	0.00	0.00%	1,273,327.82	1,208,043.38	37.15%	65,284.44
2,881.78	0.54%	0.00	0.00%	2,881.78	7,703.54	2.79%	-4,821.76	Other Departments	43,846.21	1.25%	0.00	0.00%	43,846.21	49,278.38	1.52%	-5,432.17
531,290.62	100.00%	0.00	0.00%	531,290.62	275,766.63	100.00%	255,523.99	Total Operating Revenue	3,517,272.91	100.00%	0.00	0.00%	3,517,272.91	3,251,886.91	100.00%	265,386.00
								Departmental Expenses								
85,779.06	28.11%	0.00	0.00%	85,779.06	65,985.62	33.13%	19,793.44	Rooms	801,125.61	36.41%	0.00	0.00%	801,125.61	591,892.65	29.68%	209,232.96
111,162.02	49.80%	0.00	0.00%	111,162.02	70,919.23	102.94%	40,242.79	F&B	866,753.08	68.07%	0.00	0.00%	866,753.08	746,297.58	61.78%	120,455.50
1,120.24	38.87%	0.00	0.00%	1,120.24	2,416.47	31.37%	-1,296.23	Other Departments	14,076.11	32.10%	0.00	0.00%	14,076.11	13,832.71	28.07%	243.40
198,061.32	37.28%	0.00	0.00%	198,061.32	139,321.32	50.52%	58,740.00	Total Departmental Expenses	1,681,954.80	47.82%	0.00	0.00%	1,681,954.80	1,352,022.94	41.58%	329,931.86
333,229.30	62.72%	0.00	0.00%	333,229.30	136,445.31	49.48%	196,783.99	Total Departmental Profit	1,835,318.11	52.18%	0.00	0.00%	1,835,318.11	1,899,863.97	58.42%	-64,545.86
								Undistributed Operating Expenses								
48,630.62	9.15%	0.00	0.00%	48,630.62	43,804.49	15.88%	4,826.13	A&G	397,458.21	11.30%	0.00	0.00%	397,458.21	450,474.89	13.85%	-53,016.68
11,949.63	2.25%	0.00	0.00%	11,949.63	10,576.36	3.84%	1,373.27	IT	107,453.71	3.06%	0.00	0.00%	107,453.71	103,889.09	3.19%	3,564.62
20,896.22	3.93%	0.00	0.00%	20,896.22	41,208.69	14.94%	-20,312.47	S&M	257,673.96	7.33%	0.00	0.00%	257,673.96	242,676.06	7.46%	14,997.90
0.00	0.00%	0.00	0.00%	0.00	0.00	0.00%	0.00	Franchise Fees	0.00	0.00%	0.00	0.00%	0.00	0.00%	0.00	
46,171.28	8.69%	0.00	0.00%	46,171.28	38,320.74	13.90%	7,850.54	R&M	384,114.39	10.92%	0.00	0.00%	384,114.39	354,113.79	10.89%	30,000.60
34,120.43	6.42%	0.00	0.00%	34,120.43	56,573.46	20.51%	-22,453.03	Utilities	396,977.53	11.29%	0.00	0.00%	396,977.53	448,960.08	13.81%	-51,982.55
161,768.18	30.45%	0.00	0.00%	161,768.18	190,483.74	69.07%	-28,715.56	Total Undistributed Expenses	1,543,677.80	43.89%	0.00	0.00%	1,543,677.80	1,600,113.91	49.21%	-56,436.11
171,461.12	32.27%	0.00	0.00%	171,461.12	-54,038.43	-19.60%	225,499.55	Gross Operating Profit	291,640.31	8.29%	0.00	0.00%	291,640.31	299,750.06	9.22%	-8,109.75
13,282.27	2.50%	0.00	0.00%	13,282.27	6,894.17	2.50%	6,388.10	Management Fees	87,931.83	2.50%	0.00	0.00%	87,931.83	81,297.18	2.50%	6,634.65
158,178.85	29.77%	0.00	0.00%	158,178.85	-60,932.60	-22.10%	219,111.45	Income Before Non-Operating Income and Expenses	203,708.48	5.79%	0.00	0.00%	203,708.48	218,452.88	6.72%	-14,744.40
								Non-Operating Income and Expenses								
21,161.91	3.98%	0.00	0.00%	21,161.91	19,628.66	7.12%	1,533.25	Insurance	161,469.21	4.59%	0.00	0.00%	161,469.21	140,218.15	4.31%	21,251.06
23,443.36	4.41%	0.00	0.00%	23,443.36	30,563.16	11.08%	-7,119.80	Property/Other Taxes	255,057.91	7.25%	0.00	0.00%	255,057.91	300,274.67	9.23%	-45,216.76
0.00	0.00%	0.00	0.00%	0.00	0.00	0.00%	0.00	Leases & Rent	0.00	0.00%	0.00	0.00%	0.00	0.00%	0.00	
0.00	0.00%	0.00	0.00%	0.00	3,398.79	1.23%	-3,398.79	Other	22,445.61	0.64%	0.00	0.00%	22,445.61	23,189.93	0.71%	-744.32
44,605.27	8.40%	0.00	0.00%	44,605.27	53,590.61	19.43%	-8,985.34	Total Non-Operating Income and Expenses	438,972.73	12.48%	0.00	0.00%	438,972.73	463,682.75	14.26%	-24,710.02
113,573.58	21.38%	0.00	0.00%	113,573.58	-114,523.21	-41.53%	228,096.79	EBI TDA	-235,264.25	-6.69%	0.00	0.00%	-235,264.25	-245,229.87	-7.54%	9,965.62
0.00	0.00%	0.00	0.00%	0.00	0.00	0.00%	0.00	Interest	0.00	0.00%	0.00	0.00%	0.00	0.00%	0.00	
0.00	0.00%	0.00	0.00%	0.00	0.00	0.00%	0.00	Interest, Taxes, Depreciation and Amortization	0.00	0.00%	0.00	0.00%	0.00	0.00%	0.00	
113,573.58	21.38%	0.00	0.00%	113,573.58	-114,523.21	-41.53%	228,096.79	Net Income	-235,264.25	-6.69%	0.00	0.00%	-235,264.25	-245,229.87	-7.54%	9,965.62

Company: TOKS Associates LLC Property: Hotel Topeka at City Center
P&L - Dual Summary Pages
As of 9/30/2023

PTD	%	PTD Budget	%	Variance	PTD Last Year	%	Variance		YTD	%	YTD Budget %	Variance	YTD Last Year	%	Variance	
<u>Statistics</u>																
224.00		224.00		0.00	224.00		0.00	# Rooms	224.00		224.00	0.00	224.00		0.00	
6,720.00		6,720.00		0.00	6,720.00		0.00	Available Rooms	61,152.00		61,152.00	0.00	61,152.00		0.00	
3,117.00		0.00		3,117.00	2,008.00		1,109.00	Room Nights Sold	22,272.00		0.00	22,272.00	20,620.00		1,652.00	
46.38%		0.00%		46.38%	29.88%		16.50%	Occupancy %	36.42%		0.00%	36.42%	33.72%		2.70%	
97.91		0.00		97.91	99.19		-1.28	ADR	98.78		0.00	98.78	96.73		2.05	
45.41		0.00		45.41	29.64		15.77	RevPar	35.98		0.00	35.98	32.62		3.36	
<u>Summary Revenue:</u>																
305,176.98	57.44%	0.00	0.00%	305,176.98	199,169.04	72.22%	106,007.94	Rooms	2,200,098.88	62.55%	0.00	0.00%	2,200,098.88	1,994,565.15	61.34%	205,533.73
154,276.57	29.04%	0.00	0.00%	154,276.57	38,123.93	13.82%	116,152.64	Food	787,688.17	22.39%	0.00	0.00%	787,688.17	706,610.22	21.73%	81,077.95
9,093.98	1.71%	0.00	0.00%	9,093.98	11,334.35	4.11%	-2,240.37	Beverage	120,944.16	3.44%	0.00	0.00%	120,944.16	122,808.89	3.78%	-1,864.73
59,861.31	11.27%	0.00	0.00%	59,861.31	19,435.77	7.05%	40,425.54	Other F&B Revenue	364,695.49	10.37%	0.00	0.00%	364,695.49	378,624.27	11.64%	-13,928.78
0.00	0.00%	0.00	0.00%	0.00	0.00	0.00%	0.00	Telephone	0.00	0.00%	0.00	0.00%	0.00	0.00%	0.00	
2,881.78	0.54%	0.00	0.00%	2,881.78	7,703.54	2.79%	-4,821.76	Other	43,846.21	1.25%	0.00	0.00%	43,846.21	49,278.38	1.52%	-5,432.17
531,290.62	100.00%	0.00	0.00%	531,290.62	275,766.63	100.00%	255,523.99	Total Revenue	3,517,272.91	100.00%	0.00	0.00%	3,517,272.91	3,251,886.91	100.00%	265,386.00
<u>Cost of Sales:</u>																
33,291.76	21.58%	0.00	0.00%	33,291.76	16,771.56	43.99%	16,520.20	Food	208,604.69	26.48%	0.00	0.00%	208,604.69	242,730.33	34.35%	-34,125.64
2,099.76	23.09%	0.00	0.00%	2,099.76	2,379.38	20.99%	-279.62	Beverage	27,840.17	23.02%	0.00	0.00%	27,840.17	24,230.30	19.73%	3,609.87
0.00	0.00%	0.00	0.00%	0.00	0.00	0.00%	0.00	Other F&B	0.00	0.00%	0.00	0.00%	0.00	0.00%	0.00	
0.00	0.00%	0.00	0.00%	0.00	0.00	0.00%	0.00	Telephone	0.00	0.00%	0.00	0.00%	0.00	0.00%	0.00	
1,120.24	38.87%	0.00	0.00%	1,120.24	2,416.47	31.37%	-1,296.23	Other	14,076.11	32.10%	0.00	0.00%	14,076.11	13,832.71	28.07%	243.40
36,511.76	1,266.99%	0.00	0.00%	36,511.76	21,567.41	279.97%	14,944.35	Total Cost of Sales	250,520.97	571.36%	0.00	0.00%	250,520.97	280,793.34	569.81%	-30,272.37
<u>Payroll:</u>																
43,599.07	14.29%	0.00	0.00%	43,599.07	38,615.60	19.39%	4,983.47	Rooms	447,761.92	20.35%	0.00	0.00%	447,761.92	355,703.17	17.83%	92,058.75
39,594.74	17.74%	0.00	0.00%	39,594.74	28,744.59	41.72%	10,850.15	F&B	343,595.08	26.98%	0.00	0.00%	343,595.08	267,928.16	22.18%	75,666.92
0.00	0.00%	0.00	0.00%	0.00	0.00	0.00%	0.00	Other	0.00	0.00%	0.00	0.00%	0.00	0.00%	0.00	
15,332.12	2.89%	0.00	0.00%	15,332.12	14,735.23	5.34%	596.89	A&G	130,170.70	3.70%	0.00	0.00%	130,170.70	189,047.90	5.81%	-58,877.20
0.00	0.00%	0.00	0.00%	0.00	0.00	0.00%	0.00	IT	0.00	0.00%	0.00	0.00%	0.00	0.00%	0.00	
12,706.61	2.39%	0.00	0.00%	12,706.61	13,219.54	4.79%	-512.93	S&M	122,304.26	3.48%	0.00	0.00%	122,304.26	123,647.84	3.80%	-1,343.58
16,706.90	3.14%	0.00	0.00%	16,706.90	13,170.35	4.78%	3,536.55	R&M	137,339.63	3.90%	0.00	0.00%	137,339.63	121,888.36	3.75%	15,451.27
127,939.44	24.08%	0.00	0.00%	127,939.44	108,485.31	39.34%	19,454.13	Total Salaries and Wages	1,181,171.59	33.58%	0.00	0.00%	1,181,171.59	1,058,215.43	32.54%	122,956.16
28,068.20	5.28%	0.00	0.00%	28,068.20	40,525.77	14.70%	-12,457.57	Total Taxes and Benefits	342,546.05	9.74%	0.00	0.00%	342,546.05	281,400.44	8.65%	61,145.61
156,007.64	29.36%	0.00	0.00%	156,007.64	149,011.08	54.04%	6,996.56	Total Labor Costs	1,523,717.64	43.32%	0.00	0.00%	1,523,717.64	1,339,615.87	41.20%	184,101.77
<u>Direct Expenses:</u>																
33,010.49	10.82%	0.00	0.00%	33,010.49	13,493.45	6.77%	19,517.04	Rooms	237,880.41	10.81%	0.00	0.00%	237,880.41	156,845.63	7.86%	81,034.78
26,987.11	12.09%	0.00	0.00%	26,987.11	12,245.84	17.77%	14,741.27	F&B	189,276.33	14.86%	0.00	0.00%	189,276.33	141,206.48	11.69%	48,069.85
0.00	0.00%	0.00	0.00%	0.00	0.00	0.00%	0.00	Telephone	0.00	0.00%	0.00	0.00%	0.00	0.00%	0.00	
0.00	0.00%	0.00	0.00%	0.00	0.00	0.00%	0.00	Other	0.00	0.00%	0.00	0.00%	0.00	0.00%	0.00	
0.00	0.00%	0.00	0.00%	0.00	0.00	0.00%	0.00	Franchise Fees	0.00	0.00%	0.00	0.00%	0.00	0.00%	0.00	
30,414.49	5.72%	0.00	0.00%	30,414.49	23,215.08	8.42%	7,199.41	A&G	225,308.15	6.41%	0.00	0.00%	225,308.15	199,535.10	6.14%	25,773.05
11,949.63	2.25%	0.00	0.00%	11,949.63	10,576.36	3.84%	1,373.27	IT	107,453.71	3.06%	0.00	0.00%	107,453.71	103,889.09	3.19%	3,564.62
5,540.76	1.04%	0.00	0.00%	5,540.76	23,598.86	8.56%	-18,058.10	S&M	98,426.24	2.80%	0.00	0.00%	98,426.24	90,858.75	2.79%	7,567.49
25,287.19	4.76%	0.00	0.00%	25,287.19	19,523.52	7.08%	5,763.67	R&M	196,071.62	5.57%	0.00	0.00%	196,071.62	190,432.51	5.86%	5,639.11
34,120.43	6.42%	0.00	0.00%	34,120.43	56,573.46	20.51%	-22,453.03	Utilities	396,977.53	11.29%	0.00	0.00%	396,977.53	448,960.08	13.81%	-51,982.55
167,310.10	31.49%	0.00	0.00%	167,310.10	159,226.57	57.74%	8,083.53	Total Direct Expense	1,451,393.99	41.26%	0.00	0.00%	1,451,393.99	1,331,727.64	40.95%	119,666.35
171,461.12	32.27%	0.00	0.00%	171,461.12	-54,038.43	-19.60%	225,499.55	Gross Operating Profit	291,640.31	8.29%	0.00	0.00%	291,640.31	299,750.06	9.22%	-8,109.75

Company: TOKS Associates LLC Property: Hotel Topeka at City Center
P&L - Dual Summary Pages
As of 9/30/2023

PTD	%	PTD Budget	%	Variance	PTD Last Year	%	Variance		YTD	%	YTD Budget %	Variance	YTD Last Year	%	Variance	
<u>Fixed Costs</u>																
23,443.36	4.41%	0.00	0.00%	23,443.36	30,563.16	11.08%	-7,119.80	Property/Other Taxes	255,057.91	7.25%	0.00	0.00%	255,057.91	300,274.67	9.23%	-45,216.76
21,161.91	3.98%	0.00	0.00%	21,161.91	19,628.66	7.12%	1,533.25	Insurance	161,469.21	4.59%	0.00	0.00%	161,469.21	140,218.15	4.31%	21,251.06
0.00	0.00%	0.00	0.00%	0.00	0.00	0.00%	0.00	Leases & Rent	0.00	0.00%	0.00	0.00%	0.00	0.00	0.00%	0.00
13,282.27	2.50%	0.00	0.00%	13,282.27	6,894.17	2.50%	6,388.10	Management Fees	87,931.83	2.50%	0.00	0.00%	87,931.83	81,297.18	2.50%	6,634.65
57,887.54	10.90%	0.00	0.00%	57,887.54	57,085.99	20.70%	801.55	Total Fixed Expenses	504,458.95	14.34%	0.00	0.00%	504,458.95	521,790.00	16.05%	-17,331.05
113,573.58	21.38%	0.00	0.00%	113,573.58	-111,124.42	-40.30%	224,698.00	Net Operating Profit	-212,818.64	-6.05%	0.00	0.00%	-212,818.64	-222,039.94	-6.83%	9,221.30
0.00	0.00%	0.00	0.00%	0.00	0.00	0.00%	0.00	Owner's Expense	0.00	0.00%	0.00	0.00%	0.00	12,381.14	0.38%	-12,381.14
0.00	0.00%	0.00	0.00%	0.00	3,398.79	1.23%	-3,398.79	Prior Owner's Expense	-3,513.09	-0.10%	0.00	0.00%	-3,513.09	8,348.79	0.26%	-11,861.88
113,573.58	21.38%	0.00	0.00%	113,573.58	-114,523.21	-41.53%	228,096.79	Net Operating Income	-209,305.55	-5.95%	0.00	0.00%	-209,305.55	-242,769.87	-7.47%	33,464.32
0.00	0.00%	0.00	0.00%	0.00	0.00	0.00%	0.00	Capital Reserve	25,958.70	0.74%	0.00	0.00%	25,958.70	2,460.00	0.08%	23,498.70
113,573.58	21.38%	0.00	0.00%	113,573.58	-114,523.21	-41.53%	228,096.79	Adjusted NOI	-235,264.25	-6.69%	0.00	0.00%	-235,264.25	-245,229.87	-7.54%	9,965.62
113,573.58	21.38%	0.00	0.00%	113,573.58	-114,523.21	-41.53%	228,096.79	Net Profit/(Loss)	-235,264.25	-6.69%	0.00	0.00%	-235,264.25	-245,229.87	-7.54%	9,965.62

Company: TOKS Associates LLC Property: Hotel Topeka at City Center
P&L - Dual Summary Pages
As of 9/30/2023

PTD	%	PTD Budget	%	Variance	PTD Last Year	%	Variance		YTD	%	YTD Budget %	Variance	YTD Last Year	%	Variance	
								Rooms								
								Room Revenue								
								Transient Room Revenue								
310.37	0.10%	0.00	0.00%	310.37	885.63	0.44%	-575.26	Corporate Transient	450.08	0.02%	0.00	0.00%	450.08	17,226.55	0.86%	-16,776.47
0.00	0.00%	0.00	0.00%	0.00	0.00	0.00%	0.00	Consortia Transient	0.00	0.00%	0.00	0.00%	0.00	1,314.37	0.07%	-1,314.37
84.00	0.03%	0.00	0.00%	84.00	158.00	0.08%	-74.00	Leisure Package Transient	962.00	0.04%	0.00	0.00%	962.00	268.00	0.01%	694.00
26,059.30	8.54%	0.00	0.00%	26,059.30	37,901.85	19.03%	-11,842.55	Internet/E-Commerce	300,501.65	13.66%	0.00	0.00%	300,501.65	274,137.06	13.74%	26,364.59
0.00	0.00%	0.00	0.00%	0.00	274.24	0.14%	-274.24	E-Commerce Opaque	320.71	0.01%	0.00	0.00%	320.71	830.58	0.04%	-509.87
10,045.00	3.29%	0.00	0.00%	10,045.00	6,765.00	3.40%	3,280.00	Government Transient	89,126.79	4.05%	0.00	0.00%	89,126.79	53,993.00	2.71%	35,133.79
63,000.36	20.64%	0.00	0.00%	63,000.36	52,786.06	26.50%	10,214.30	Rack Transient	591,747.40	26.90%	0.00	0.00%	591,747.40	524,019.00	26.27%	67,728.40
2,744.00	0.90%	0.00	0.00%	2,744.00	5,503.00	2.76%	-2,759.00	Local Negotiated Transient	32,068.40	1.46%	0.00	0.00%	32,068.40	45,230.74	2.27%	-13,162.34
102,243.03	33.50%	0.00	0.00%	102,243.03	104,273.78	52.35%	-2,030.75	Total Transient Room Revenue	1,015,177.03	46.14%	0.00	0.00%	1,015,177.03	917,019.30	45.98%	98,157.73
								Group Room Revenue								
0.00	0.00%	0.00	0.00%	0.00	594.00	0.30%	-594.00	Corporate Group	7,656.72	0.35%	0.00	0.00%	7,656.72	4,161.75	0.21%	3,494.97
26,698.00	8.75%	0.00	0.00%	26,698.00	11,463.00	5.76%	15,235.00	Government Group	144,078.53	6.55%	0.00	0.00%	144,078.53	112,850.00	5.66%	31,228.53
77,324.00	25.34%	0.00	0.00%	77,324.00	30,642.00	15.38%	46,682.00	Association Group	301,600.00	13.71%	0.00	0.00%	301,600.00	250,058.25	12.54%	51,541.75
98,414.95	32.25%	0.00	0.00%	98,414.95	45,942.85	23.07%	52,472.10	SMERF Group	711,748.84	32.35%	0.00	0.00%	711,748.84	686,843.53	34.44%	24,905.31
202,436.95	66.33%	0.00	0.00%	202,436.95	88,641.85	44.51%	113,795.10	Total Group Room Revenue	1,165,084.09	52.96%	0.00	0.00%	1,165,084.09	1,053,913.53	52.84%	111,170.56
								Contract Room Revenue								
0.00	0.00%	0.00	0.00%	0.00	0.00	0.00%	0.00	Total Contract Room Revenue	0.00	0.00%	0.00	0.00%	0.00	0.00	0.00%	0.00
								Other Room Revenue								
497.00	0.16%	0.00	0.00%	497.00	6,253.41	3.14%	-5,756.41	Pet/Smoking/Damage Fees	23,902.71	1.09%	0.00	0.00%	23,902.71	23,632.32	1.18%	270.39
0.00	0.00%	0.00	0.00%	0.00	0.00	0.00%	0.00	Cot/Rollaway Revenue	340.00	0.02%	0.00	0.00%	340.00	0.00	0.00%	340.00
497.00	0.16%	0.00	0.00%	497.00	6,253.41	3.14%	-5,756.41	Total Other Room Revenue	24,242.71	1.10%	0.00	0.00%	24,242.71	23,632.32	1.18%	610.39
0.00	0.00%	0.00	0.00%	0.00	0.00	0.00%	0.00	Less: Allowances	-4,404.95	-0.20%	0.00	0.00%	-4,404.95	0.00	0.00%	-4,404.95
305,176.98	100.00%	0.00	0.00%	305,176.98	199,169.04	100.00%	106,007.94	Total Room Revenue	2,200,098.88	100.00%	0.00	0.00%	2,200,098.88	1,994,565.15	100.00%	205,533.73
								Expenses								
								Payroll Expense								
								Salaries and Wages								
0.00	0.00%	0.00	0.00%	0.00	0.00	0.00%	0.00	Front Office Management	29,258.20	1.33%	0.00	0.00%	29,258.20	0.00	0.00%	29,258.20
305.77	0.10%	0.00	0.00%	305.77	4,432.92	2.23%	-4,127.15	Housekeeping Management	33,699.34	1.53%	0.00	0.00%	33,699.34	41,149.88	2.06%	-7,450.54
305.77	0.10%	0.00	0.00%	305.77	4,432.92	2.23%	-4,127.15	Total Rooms Management	62,957.54	2.86%	0.00	0.00%	62,957.54	41,149.88	2.06%	21,807.66
14,067.34	4.61%	0.00	0.00%	14,067.34	9,607.99	4.82%	4,459.35	Front Office Agents	104,859.90	4.77%	0.00	0.00%	104,859.90	101,122.09	5.07%	3,737.81
0.00	0.00%	0.00	0.00%	0.00	0.00	0.00%	0.00	Front Office Agents Overtime	0.00	0.00%	0.00	0.00%	0.00	680.40	0.03%	-680.40
3,404.11	1.12%	0.00	0.00%	3,404.11	2,359.46	1.18%	1,044.65	Night Auditors	26,302.20	1.20%	0.00	0.00%	26,302.20	8,742.09	0.44%	17,560.11
0.00	0.00%	0.00	0.00%	0.00	0.00	0.00%	0.00	Night Auditors Overtime	0.00	0.00%	0.00	0.00%	0.00	65.28	0.00%	-65.28
17,471.45	5.73%	0.00	0.00%	17,471.45	11,967.45	6.01%	5,504.00	Total Rooms Front Office	131,162.10	5.96%	0.00	0.00%	131,162.10	110,609.86	5.55%	20,552.24
2,846.22	0.93%	0.00	0.00%	2,846.22	3,075.74	1.54%	-229.52	Housekeeping Supervisors	27,725.32	1.26%	0.00	0.00%	27,725.32	21,182.26	1.06%	6,543.06
0.00	0.00%	0.00	0.00%	0.00	0.00	0.00%	0.00	Housekeeping Supervisors Overtime	0.00	0.00%	0.00	0.00%	0.00	126.00	0.01%	-126.00
7,543.39	2.47%	0.00	0.00%	7,543.39	11,409.71	5.73%	-3,866.32	Room Attendants	102,294.68	4.65%	0.00	0.00%	102,294.68	96,741.53	4.85%	5,553.15
0.00	0.00%	0.00	0.00%	0.00	0.00	0.00%	0.00	Room Attendants Overtime	0.00	0.00%	0.00	0.00%	0.00	627.25	0.03%	-627.25
7,058.73	2.31%	0.00	0.00%	7,058.73	5,060.76	2.54%	1,997.97	Housepersons	59,358.57	2.70%	0.00	0.00%	59,358.57	48,506.88	2.43%	10,851.69
0.00	0.00%	0.00	0.00%	0.00	0.00	0.00%	0.00	Housepersons Overtime	0.00	0.00%	0.00	0.00%	0.00	180.70	0.01%	-180.70
0.00	0.00%	0.00	0.00%	0.00	0.00	0.00%	0.00	Public Area Attendants	17,361.86	0.79%	0.00	0.00%	17,361.86	1,745.49	0.09%	15,616.37
8,373.51	2.74%	0.00	0.00%	8,373.51	2,669.02	1.34%	5,704.49	Laundry Attendants	46,901.85	2.13%	0.00	0.00%	46,901.85	34,833.32	1.75%	12,068.53
25,821.85	8.46%	0.00	0.00%	25,821.85	22,215.23	11.15%	3,606.62	Total Rooms Housekeeping	253,642.28	11.53%	0.00	0.00%	253,642.28	203,943.43	10.22%	49,698.85
43,599.07	14.29%	0.00	0.00%	43,599.07	38,615.60	19.39%	4,983.47	Total Rooms Salary and Wages	447,761.92	20.35%	0.00	0.00%	447,761.92	355,703.17	17.83%	92,058.75

Company: TOKS Associates LLC Property: Hotel Topeka at City Center
P&L - Dual Summary Pages
As of 9/30/2023

PTD	%	PTD Budget	%	Variance	PTD Last Year	%	Variance		YTD	%	YTD Budget %	Variance	YTD Last Year	%	Variance	
								PR Taxes and Benefits								
3,353.28	1.10%	0.00	0.00%	3,353.28	3,208.51	1.61%	144.77	FICA	35,094.93	1.60%	0.00	0.00%	35,094.93	29,101.03	1.46%	5,993.90
33.13	0.01%	0.00	0.00%	33.13	24.73	0.01%	8.40	Federal Unemployment Tax	1,040.23	0.05%	0.00	0.00%	1,040.23	789.30	0.04%	250.93
323.67	0.11%	0.00	0.00%	323.67	328.55	0.16%	-4.88	State Unemployment Tax	7,556.68	0.34%	0.00	0.00%	7,556.68	6,009.85	0.30%	1,546.83
3,710.08	1.22%	0.00	0.00%	3,710.08	3,561.79	1.79%	148.29	Total Payroll Taxes	43,691.84	1.99%	0.00	0.00%	43,691.84	35,900.18	1.80%	7,791.66
1,340.16	0.44%	0.00	0.00%	1,340.16	1,783.28	0.90%	-443.12	Holiday	9,257.53	0.42%	0.00	0.00%	9,257.53	5,726.92	0.29%	3,530.61
295.44	0.10%	0.00	0.00%	295.44	2,130.04	1.07%	-1,834.60	Vacation	6,108.18	0.28%	0.00	0.00%	6,108.18	3,772.81	0.19%	2,335.37
998.41	0.33%	0.00	0.00%	998.41	0.00	0.00%	998.41	Sick Pay	1,215.93	0.06%	0.00	0.00%	1,215.93	0.00	0.00%	1,215.93
2,634.01	0.86%	0.00	0.00%	2,634.01	3,913.32	1.96%	-1,279.31	Total Supplemental Pay	16,581.64	0.75%	0.00	0.00%	16,581.64	9,499.73	0.48%	7,081.91
1,953.28	0.64%	0.00	0.00%	1,953.28	2,863.69	1.44%	-910.41	Worker's Compensation	34,924.56	1.59%	0.00	0.00%	34,924.56	12,486.31	0.63%	22,438.25
788.13	0.26%	0.00	0.00%	788.13	2,729.77	1.37%	-1,941.64	Group Insurance	12,498.60	0.57%	0.00	0.00%	12,498.60	10,508.37	0.53%	1,990.23
84.00	0.03%	0.00	0.00%	84.00	808.00	0.41%	-724.00	Bonus and Incentive Pay	7,679.00	0.35%	0.00	0.00%	7,679.00	10,865.54	0.54%	-3,186.54
0.00	0.00%	0.00	0.00%	0.00	0.00	0.00%	0.00	Other Benefits	107.64	0.00%	0.00	0.00%	107.64	83.72	0.00%	23.92
2,825.41	0.93%	0.00	0.00%	2,825.41	6,401.46	3.21%	-3,576.05	Total Other Benefits	55,209.80	2.51%	0.00	0.00%	55,209.80	33,943.94	1.70%	21,265.86
9,169.50	3.00%	0.00	0.00%	9,169.50	13,876.57	6.97%	-4,707.07	Total Rooms PR Taxes and Benefits	115,483.28	5.25%	0.00	0.00%	115,483.28	79,343.85	3.98%	36,139.43
52,768.57	17.29%	0.00	0.00%	52,768.57	52,492.17	26.36%	276.40	Total Rooms Labor Costs	563,245.20	25.60%	0.00	0.00%	563,245.20	435,047.02	21.81%	128,198.18
								Other Expenses								
0.00	0.00%	0.00	0.00%	0.00	0.00	0.00%	0.00	Breakfast /Comp Cost	0.00	0.00%	0.00	0.00%	0.00	695.64	0.03%	-695.64
447.95	0.15%	0.00	0.00%	447.95	422.07	0.21%	25.88	Cleaning Supplies	5,065.39	0.23%	0.00	0.00%	5,065.39	11,884.04	0.60%	-6,818.65
6,345.79	2.08%	0.00	0.00%	6,345.79	0.00	0.00%	6,345.79	Contract Labor	41,131.77	1.87%	0.00	0.00%	41,131.77	4,433.46	0.22%	36,698.31
0.00	0.00%	0.00	0.00%	0.00	0.00	0.00%	0.00	Dues and Subscriptions	1,438.83	0.07%	0.00	0.00%	1,438.83	1,453.83	0.07%	-15.00
1,706.65	0.56%	0.00	0.00%	1,706.65	2,503.82	1.26%	-797.17	Guest Supplies	17,861.56	0.81%	0.00	0.00%	17,861.56	29,398.91	1.47%	-11,537.35
1,946.00	0.64%	0.00	0.00%	1,946.00	1,471.56	0.74%	474.44	Laundry	13,524.92	0.61%	0.00	0.00%	13,524.92	15,046.57	0.75%	-1,521.65
2,314.74	0.76%	0.00	0.00%	2,314.74	1,809.14	0.91%	505.60	Linen	13,267.98	0.60%	0.00	0.00%	13,267.98	15,573.02	0.78%	-2,305.04
0.00	0.00%	0.00	0.00%	0.00	0.00	0.00%	0.00	Miscellaneous Expense	26.65	0.00%	0.00	0.00%	26.65	55.60	0.00%	-28.95
1,289.73	0.42%	0.00	0.00%	1,289.73	0.00	0.00%	1,289.73	Operating Supplies	29,467.10	1.34%	0.00	0.00%	29,467.10	3,146.27	0.16%	26,320.83
12,330.08	4.04%	0.00	0.00%	12,330.08	26.61	0.01%	12,303.47	Rooms Promotion	45,258.10	2.06%	0.00	0.00%	45,258.10	52.81	0.00%	45,205.29
4,058.89	1.33%	0.00	0.00%	4,058.89	3,986.37	2.00%	72.52	Television Cable	36,543.01	1.66%	0.00	0.00%	36,543.01	36,753.63	1.84%	-210.62
0.00	0.00%	0.00	0.00%	0.00	0.00	0.00%	0.00	Travel Agent Comm - Group Rooms	4,997.68	0.23%	0.00	0.00%	4,997.68	8,807.90	0.44%	-3,810.22
2,436.92	0.80%	0.00	0.00%	2,436.92	3,273.88	1.64%	-836.96	Travel Agent Comm - Transient Rooms	27,820.46	1.26%	0.00	0.00%	27,820.46	27,106.95	1.36%	713.51
133.74	0.04%	0.00	0.00%	133.74	0.00	0.00%	133.74	Uniforms	1,476.96	0.07%	0.00	0.00%	1,476.96	2,437.00	0.12%	-960.04
33,010.49	10.82%	0.00	0.00%	33,010.49	13,493.45	6.77%	19,517.04	Total Rooms Other Expenses	237,880.41	10.81%	0.00	0.00%	237,880.41	156,845.63	7.86%	81,034.78
85,779.06	28.11%	0.00	0.00%	85,779.06	65,985.62	33.13%	19,793.44	Total Rooms Expenses	801,125.61	36.41%	0.00	0.00%	801,125.61	591,892.65	29.68%	209,232.96
219,397.92	71.89%	0.00	0.00%	219,397.92	133,183.42	66.87%	86,214.50	Total Rooms Profit (Loss)	1,398,973.27	63.59%	0.00	0.00%	1,398,973.27	1,402,672.50	70.32%	-3,699.23

Company: TOKS Associates LLC Property: Hotel Topeka at City Center
P&L - Dual Summary Pages
As of 9/30/2023

PTD	%	PTD Budget	%	Variance	PTD Last Year	%	Variance		YTD	%	YTD Budget %	Variance	YTD Last Year	%	Variance
0.00		0.00		0.00	0.00		0.00	Airline Crew ADR	0.00		0.00	0.00	0.00		0.00
0.00		0.00		0.00	0.00		0.00	Other Contract ADR	0.00		0.00	0.00	0.00		0.00
0.00		0.00		0.00	0.00		0.00	Total Contract ADR	0.00		0.00	0.00	0.00		0.00
97.91		0.00		97.91	99.19		-1.28	Total ADR	98.78		0.00	98.78	96.73		2.05

Company: TOKS Associates LLC Property: Hotel Topeka at City Center
P&L - Dual Summary Pages
As of 9/30/2023

PTD	%	PTD Budget	%	Variance	PTD Last Year	%	Variance		YTD	%	YTD Budget %	Variance	YTD Last Year	%	Variance	
								F&B Summary								
								Revenue								
20,740.57	9.29%	0.00	0.00%	20,740.57	8,556.90	12.42%	12,183.67	Outlet Food Revenue	129,497.89	10.17%	0.00	0.00%	129,497.89	72,870.49	6.03%	56,627.40
133,536.00	59.82%	0.00	0.00%	133,536.00	29,567.03	42.92%	103,968.97	Banquet and Catering Food Revenue	658,190.28	51.69%	0.00	0.00%	658,190.28	633,739.73	52.46%	24,450.55
5,178.63	2.32%	0.00	0.00%	5,178.63	4,679.54	6.79%	499.09	Outlet Beverage Revenue	62,602.05	4.92%	0.00	0.00%	62,602.05	51,673.42	4.28%	10,928.63
3,915.35	1.75%	0.00	0.00%	3,915.35	6,654.81	9.66%	-2,739.46	Banquet and Catering Beverage Revenue	58,342.11	4.58%	0.00	0.00%	58,342.11	71,135.47	5.89%	-12,793.36
0.00	0.00%	0.00	0.00%	0.00	0.00	0.00%	0.00	Outlet Other Revenue	0.00	0.00%	0.00	0.00%	0.00	0.00%	0.00	
59,861.31	26.82%	0.00	0.00%	59,861.31	19,435.77	28.21%	40,425.54	Banquet and Catering Other Revenue	364,695.49	28.64%	0.00	0.00%	364,695.49	378,624.27	31.34%	-13,928.78
223,231.86	100.00%	0.00	0.00%	223,231.86	68,894.05	100.00%	154,337.81	Total F&B Revenue	1,273,327.82	100.00%	0.00	0.00%	1,273,327.82	1,208,043.38	100.00%	65,284.44
								Cost of Sales								
33,291.76	14.91%	0.00	0.00%	33,291.76	16,771.56	24.34%	16,520.20	Food Purchases	208,604.69	16.38%	0.00	0.00%	208,604.69	242,730.33	20.09%	-34,125.64
2,099.76	0.94%	0.00	0.00%	2,099.76	2,379.38	3.45%	-279.62	Beverage Purchases	27,840.17	2.19%	0.00	0.00%	27,840.17	24,230.30	2.01%	3,609.87
0.00	0.00%	0.00	0.00%	0.00	0.00	0.00%	0.00	Credit Employee Meals	0.00	0.00%	0.00	0.00%	0.00	0.00%	0.00	
0.00	0.00%	0.00	0.00%	0.00	0.00	0.00%	0.00	Credit House Charges	0.00	0.00%	0.00	0.00%	0.00	0.00%	0.00	
0.00	0.00%	0.00	0.00%	0.00	0.00	0.00%	0.00	Credit In-House Promotions	0.00	0.00%	0.00	0.00%	0.00	0.00%	0.00	
0.00	0.00%	0.00	0.00%	0.00	0.00	0.00%	0.00	Audio Visual Cost of Sales	0.00	0.00%	0.00	0.00%	0.00	0.00%	0.00	
0.00	0.00%	0.00	0.00%	0.00	0.00	0.00%	0.00	Other Cost of Sales	0.00	0.00%	0.00	0.00%	0.00	0.00%	0.00	
35,391.52	15.85%	0.00	0.00%	35,391.52	19,150.94	27.80%	16,240.58	Total F&B Cost of Sales	236,444.86	18.57%	0.00	0.00%	236,444.86	266,960.63	22.10%	-30,515.77
187,840.34	84.15%	0.00	0.00%	187,840.34	49,743.11	72.20%	138,097.23	F&B Gross Profit	1,036,882.96	81.43%	0.00	0.00%	1,036,882.96	941,082.75	77.90%	95,800.21
								Expenses								
								Payroll								
								Salaries and Wages								
5,303.57	2.38%	0.00	0.00%	5,303.57	3,720.80	5.40%	1,582.77	Management	49,438.14	3.88%	0.00	0.00%	49,438.14	50,751.16	4.20%	-1,313.02
34,291.17	15.36%	0.00	0.00%	34,291.17	25,023.79	36.32%	9,267.38	Non-Management	294,156.94	23.10%	0.00	0.00%	294,156.94	217,177.00	17.98%	76,979.94
39,594.74	17.74%	0.00	0.00%	39,594.74	28,744.59	41.72%	10,850.15	Total F&B Salaries and Wages	343,595.08	26.98%	0.00	0.00%	343,595.08	267,928.16	22.18%	75,666.92
								PR Taxes and Benefits								
3,867.44	1.73%	0.00	0.00%	3,867.44	2,925.50	4.25%	941.94	Payroll Taxes	36,791.34	2.89%	0.00	0.00%	36,791.34	28,736.31	2.38%	8,055.03
2,643.70	1.18%	0.00	0.00%	2,643.70	2,697.58	3.92%	-53.88	Supplemental Pay	17,227.26	1.35%	0.00	0.00%	17,227.26	11,371.10	0.94%	5,856.16
2,677.51	1.20%	0.00	0.00%	2,677.51	5,154.78	7.48%	-2,477.27	Other Benefits	43,418.21	3.41%	0.00	0.00%	43,418.21	30,094.90	2.49%	13,323.31
9,188.65	4.12%	0.00	0.00%	9,188.65	10,777.86	15.64%	-1,589.21	Total F&B PR Taxes and Benefits	97,436.81	7.65%	0.00	0.00%	97,436.81	70,202.31	5.81%	27,234.50
48,783.39	21.85%	0.00	0.00%	48,783.39	39,522.45	57.37%	9,260.94	Total F&B Payroll	441,031.89	34.64%	0.00	0.00%	441,031.89	338,130.47	27.99%	102,901.42
								Other Expenses								
4,916.39	2.20%	0.00	0.00%	4,916.39	0.00	0.00%	4,916.39	Audio Visual Supplies	6,353.01	0.50%	0.00	0.00%	6,353.01	6,484.93	0.54%	-131.92
8,000.00	3.58%	0.00	0.00%	8,000.00	8,000.00	11.61%	0.00	Banquet Expense	77,937.93	6.12%	0.00	0.00%	77,937.93	60,750.00	5.03%	17,187.93
0.00	0.00%	0.00	0.00%	0.00	0.00	0.00%	0.00	Bar Expense/Promos	0.00	0.00%	0.00	0.00%	0.00	0.00%	0.00	
0.00	0.00%	0.00	0.00%	0.00	0.00	0.00%	0.00	Bar Supplies	0.00	0.00%	0.00	0.00%	0.00	0.00%	0.00	
0.00	0.00%	0.00	0.00%	0.00	0.00	0.00%	0.00	China	0.00	0.00%	0.00	0.00%	0.00	0.00%	0.00	
1,511.81	0.68%	0.00	0.00%	1,511.81	719.66	1.04%	792.15	Cleaning Supplies	10,310.07	0.81%	0.00	0.00%	10,310.07	11,269.52	0.93%	-959.45
0.00	0.00%	0.00	0.00%	0.00	0.00	0.00%	0.00	Communication Expense	0.00	0.00%	0.00	0.00%	0.00	0.00%	0.00	
480.00	0.22%	0.00	0.00%	480.00	0.00	0.00%	480.00	Contract Cleaning	1,737.90	0.14%	0.00	0.00%	1,737.90	0.00	0.00%	1,737.90
8,800.32	3.94%	0.00	0.00%	8,800.32	1,685.08	2.45%	7,115.24	Contract Labor	50,189.18	3.94%	0.00	0.00%	50,189.18	27,880.03	2.31%	22,309.15
0.00	0.00%	0.00	0.00%	0.00	0.00	0.00%	0.00	Decorations & Plants	0.00	0.00%	0.00	0.00%	0.00	0.00%	0.00	
0.00	0.00%	0.00	0.00%	0.00	0.00	0.00%	0.00	Dues and Subscriptions	500.00	0.04%	0.00	0.00%	500.00	0.00	0.00%	500.00
1,687.70	0.76%	0.00	0.00%	1,687.70	1,549.50	2.25%	138.20	Equipment Rental	14,865.24	1.17%	0.00	0.00%	14,865.24	18,951.38	1.57%	-4,086.14
0.00	0.00%	0.00	0.00%	0.00	0.00	0.00%	0.00	Food and Beverage Advertising	0.00	0.00%	0.00	0.00%	0.00	0.00%	0.00	
0.00	0.00%	0.00	0.00%	0.00	0.00	0.00%	0.00	Glassware	56.01	0.00%	0.00	0.00%	56.01	180.63	0.01%	-124.62
0.00	0.00%	0.00	0.00%	0.00	0.00	0.00%	0.00	Guest Loss/Damage	0.00	0.00%	0.00	0.00%	0.00	0.00%	0.00	
0.00	0.00%	0.00	0.00%	0.00	0.00	0.00%	0.00	Guest Supplies	0.00	0.00%	0.00	0.00%	0.00	0.00%	0.00	
0.00	0.00%	0.00	0.00%	0.00	0.00	0.00%	0.00	In-House Entertainment	0.00	0.00%	0.00	0.00%	0.00	0.00%	0.00	
660.59	0.30%	0.00	0.00%	660.59	0.00	0.00%	660.59	Kitchen/Cooking Fuel	6,565.83	0.52%	0.00	0.00%	6,565.83	1,987.32	0.16%	4,578.51
0.00	0.00%	0.00	0.00%	0.00	14.92	0.02%	-14.92	Kitchen Equipment	765.56	0.06%	0.00	0.00%	765.56	4,936.40	0.41%	-4,170.84
0.00	0.00%	0.00	0.00%	0.00	0.00	0.00%	0.00	Laundry - Outside Expense	0.00	0.00%	0.00	0.00%	0.00	0.00%	0.00	
0.00	0.00%	0.00	0.00%	0.00	0.00	0.00%	0.00	Laundry Allocation	0.00	0.00%	0.00	0.00%	0.00	0.00%	0.00	
0.00	0.00%	0.00	0.00%	0.00	0.00	0.00%	0.00	Licenses/Permits	7,531.50	0.59%	0.00	0.00%	7,531.50	500.00	0.04%	7,031.50
0.00	0.00%	0.00	0.00%	0.00	0.00	0.00%	0.00	Linen	0.00	0.00%	0.00	0.00%	0.00	0.00%	0.00	
0.00	0.00%	0.00	0.00%	0.00	0.00	0.00%	0.00	Linen Rental	0.00	0.00%	0.00	0.00%	0.00	0.00%	0.00	

Company: TOKS Associates LLC Property: Hotel Topeka at City Center
P&L - Dual Summary Pages
As of 9/30/2023

PTD	%	PTD Budget	%	Variance	PTD Last Year	%	Variance		YTD	%	YTD Budget %	Variance	YTD Last Year	%	Variance	
0.00	0.00%	0.00	0.00%	0.00	0.00	0.00%	0.00	Maintenance Contracts	0.00	0.00%	0.00	0.00%	0.00	0.00	0.00%	0.00
0.00	0.00%	0.00	0.00%	0.00	0.00	0.00%	0.00	Meals and Entertainment	0.00	0.00%	0.00	0.00%	0.00	0.00	0.00%	0.00
0.00	0.00%	0.00	0.00%	0.00	0.00	0.00%	0.00	Menus	0.00	0.00%	0.00	0.00%	0.00	0.00	0.00%	0.00
0.00	0.00%	0.00	0.00%	0.00	0.00	0.00%	0.00	Miscellaneous Expense	3,601.08	0.28%	0.00	0.00%	3,601.08	310.25	0.03%	3,290.83
0.00	0.00%	0.00	0.00%	0.00	0.00	0.00%	0.00	Music and Entertainment	236.83	0.02%	0.00	0.00%	236.83	0.00	0.00%	236.83
0.00	0.00%	0.00	0.00%	0.00	0.00	0.00%	0.00	Office Equipment	0.00	0.00%	0.00	0.00%	0.00	0.00	0.00%	0.00
0.00	0.00%	0.00	0.00%	0.00	0.00	0.00%	0.00	Office Supplies	0.00	0.00%	0.00	0.00%	0.00	0.00	0.00%	0.00
0.00	0.00%	0.00	0.00%	0.00	0.00	0.00%	0.00	Operating Supplies	0.00	0.00%	0.00	0.00%	0.00	0.00	0.00%	0.00
930.30	0.42%	0.00	0.00%	930.30	276.68	0.40%	653.62	Paper/Plastic Supplies	7,938.27	0.62%	0.00	0.00%	7,938.27	7,589.61	0.63%	348.66
0.00	0.00%	0.00	0.00%	0.00	0.00	0.00%	0.00	Printing and Stationery	0.00	0.00%	0.00	0.00%	0.00	0.00	0.00%	0.00
0.00	0.00%	0.00	0.00%	0.00	0.00	0.00%	0.00	Silverware	0.00	0.00%	0.00	0.00%	0.00	0.00	0.00%	0.00
0.00	0.00%	0.00	0.00%	0.00	0.00	0.00%	0.00	Software Expense/Maintenance	0.00	0.00%	0.00	0.00%	0.00	0.00	0.00%	0.00
0.00	0.00%	0.00	0.00%	0.00	0.00	0.00%	0.00	Television Cable	0.00	0.00%	0.00	0.00%	0.00	0.00	0.00%	0.00
0.00	0.00%	0.00	0.00%	0.00	0.00	0.00%	0.00	Training	0.00	0.00%	0.00	0.00%	0.00	0.00	0.00%	0.00
0.00	0.00%	0.00	0.00%	0.00	0.00	0.00%	0.00	Travel	0.00	0.00%	0.00	0.00%	0.00	0.00	0.00%	0.00
0.00	0.00%	0.00	0.00%	0.00	0.00	0.00%	0.00	Uniforms	687.92	0.05%	0.00	0.00%	687.92	366.41	0.03%	321.51
0.00	0.00%	0.00	0.00%	0.00	0.00	0.00%	0.00	Utensils	0.00	0.00%	0.00	0.00%	0.00	0.00	0.00%	0.00
26,987.11	12.09%	0.00	0.00%	26,987.11	12,245.84	17.77%	14,741.27	Total F&B Other Expenses	189,276.33	14.86%	0.00	0.00%	189,276.33	141,206.48	11.69%	48,069.85
75,770.50	33.94%	0.00	0.00%	75,770.50	51,768.29	75.14%	24,002.21	Total F&B Expenses	630,308.22	49.50%	0.00	0.00%	630,308.22	479,336.95	39.68%	150,971.27
112,069.84	50.20%	0.00	0.00%	112,069.84	-2,025.18	-2.94%	114,095.02	Total F&B Profit (Loss)	406,574.74	31.93%	0.00	0.00%	406,574.74	461,745.80	38.22%	-55,171.06

Company: TOKS Associates LLC Property: Hotel Topeka at City Center
P&L - Dual Summary Pages
As of 9/30/2023

PTD	%	PTD Budget	%	Variance	PTD Last Year	%	Variance		YTD	%	YTD Budget %	Variance	YTD Last Year	%	Variance	
								Food Admin								
								Cost of Sales								
33,291.76	14.91%	0.00	0.00%	33,291.76	16,771.56	24.34%	16,520.20	Food Purchases	208,604.69	16.38%	0.00	0.00%	208,604.69	242,730.33	20.09%	-34,125.64
2,099.76	0.94%	0.00	0.00%	2,099.76	2,379.38	3.45%	-279.62	Beverage Purchases	27,840.17	2.19%	0.00	0.00%	27,840.17	24,230.30	2.01%	3,609.87
35,391.52	15.85%	0.00	0.00%	35,391.52	19,150.94	27.80%	16,240.58	Total Food Admin Cost of Sales	236,444.86	18.57%	0.00	0.00%	236,444.86	266,960.63	22.10%	-30,515.77
								Expenses								
								Payroll Expense								
								Salaries and Wages								
0.00	0.00%	0.00	0.00%	0.00	0.00	0.00%	0.00	Division Management	0.00	0.00%	0.00	0.00%	0.00	5,714.29	0.47%	-5,714.29
5,303.57	2.38%	0.00	0.00%	5,303.57	3,720.80	5.40%	1,582.77	Kitchen Management	49,438.14	3.88%	0.00	0.00%	49,438.14	40,465.44	3.35%	8,972.70
5,303.57	2.38%	0.00	0.00%	5,303.57	3,720.80	5.40%	1,582.77	Total Food Admin Management	49,438.14	3.88%	0.00	0.00%	49,438.14	46,179.73	3.82%	3,258.41
5,737.67	2.57%	0.00	0.00%	5,737.67	4,439.34	6.44%	1,298.33	Cooks - Line Cooks	48,201.03	3.79%	0.00	0.00%	48,201.03	36,669.21	3.04%	11,531.82
0.00	0.00%	0.00	0.00%	0.00	0.00	0.00%	0.00	Cooks - 1	0.00	0.00%	0.00	0.00%	5,132.38	0.42%	-5,132.38	
0.00	0.00%	0.00	0.00%	0.00	0.00	0.00%	0.00	Cooks - 1 Overtime	0.00	0.00%	0.00	0.00%	288.44	0.02%	-288.44	
3,654.96	1.64%	0.00	0.00%	3,654.96	1,927.64	2.80%	1,727.32	Stewards - Warewashing	31,262.06	2.46%	0.00	0.00%	31,262.06	8,107.37	0.67%	23,154.69
0.00	0.00%	0.00	0.00%	0.00	0.00	0.00%	0.00	Stewards - Utility	0.00	0.00%	0.00	0.00%	13,659.83	1.13%	-13,659.83	
9,392.63	4.21%	0.00	0.00%	9,392.63	6,366.98	9.24%	3,025.65	Total Food Admin Non-Management	79,463.09	6.24%	0.00	0.00%	79,463.09	63,857.23	5.29%	15,605.86
14,696.20	6.58%	0.00	0.00%	14,696.20	10,087.78	14.64%	4,608.42	Total Food Admin Salaries and Wages	128,901.23	10.12%	0.00	0.00%	128,901.23	110,036.96	9.11%	18,864.27
								PR Taxes and Benefits								
0.00	0.00%	0.00	0.00%	0.00	0.00	0.00%	0.00	FICA	0.00	0.00%	0.00	0.00%	0.00	615.69	0.05%	-615.69
0.00	0.00%	0.00	0.00%	0.00	0.00	0.00%	0.00	Federal Unemployment Tax	0.00	0.00%	0.00	0.00%	0.00	5.71	0.00%	-5.71
0.00	0.00%	0.00	0.00%	0.00	0.00	0.00%	0.00	State Unemployment Tax	0.00	0.00%	0.00	0.00%	0.00	83.44	0.01%	-83.44
0.00	0.00%	0.00	0.00%	0.00	0.00	0.00%	0.00	Total Payroll Taxes	0.00	0.00%	0.00	0.00%	0.00	704.84	0.06%	-704.84
0.00	0.00%	0.00	0.00%	0.00	0.00	0.00%	0.00	Holiday	0.00	0.00%	0.00	0.00%	0.00	444.00	0.04%	-444.00
0.00	0.00%	0.00	0.00%	0.00	0.00	0.00%	0.00	Sick Pay	459.52	0.04%	0.00	0.00%	459.52	0.00%	459.52	
0.00	0.00%	0.00	0.00%	0.00	0.00	0.00%	0.00	Total Supplemental Pay	459.52	0.04%	0.00	0.00%	459.52	444.00	0.04%	15.52
0.00	0.00%	0.00	0.00%	0.00	0.00	0.00%	0.00	Group Insurance	1,091.13	0.09%	0.00	0.00%	1,091.13	-79.03	-0.01%	1,170.16
0.00	0.00%	0.00	0.00%	0.00	0.00	0.00%	0.00	Bonus and Incentive Pay	900.00	0.07%	0.00	0.00%	900.00	6,256.25	0.52%	-5,356.25
11.96	0.01%	0.00	0.00%	11.96	0.00	0.00%	11.96	Other Benefits	59.80	0.00%	0.00	0.00%	59.80	0.00	0.00%	59.80
11.96	0.01%	0.00	0.00%	11.96	0.00	0.00%	11.96	Total Other Benefits	2,050.93	0.16%	0.00	0.00%	2,050.93	6,177.22	0.51%	-4,126.29
11.96	0.01%	0.00	0.00%	11.96	0.00	0.00%	11.96	Total Food Admin PR Taxes and Benefits	2,510.45	0.20%	0.00	0.00%	2,510.45	7,326.06	0.61%	-4,815.61
14,708.16	6.59%	0.00	0.00%	14,708.16	10,087.78	14.64%	4,620.38	Total Food Admin Payroll	131,411.68	10.32%	0.00	0.00%	131,411.68	117,363.02	9.72%	14,048.66
								Other Expenses								
4,916.39	2.20%	0.00	0.00%	4,916.39	0.00	0.00%	4,916.39	Audio Visual Supplies	6,353.01	0.50%	0.00	0.00%	6,353.01	6,484.93	0.54%	-131.92
8,000.00	3.58%	0.00	0.00%	8,000.00	8,000.00	11.61%	0.00	Banquet Expense	77,937.93	6.12%	0.00	0.00%	77,937.93	60,750.00	5.03%	17,187.93
1,511.81	0.68%	0.00	0.00%	1,511.81	719.66	1.04%	792.15	Cleaning Supplies	10,310.07	0.81%	0.00	0.00%	10,310.07	11,269.52	0.93%	-959.45
480.00	0.22%	0.00	0.00%	480.00	0.00	0.00%	480.00	Contract Cleaning	1,737.90	0.14%	0.00	0.00%	1,737.90	0.00	0.00%	1,737.90
8,800.32	3.94%	0.00	0.00%	8,800.32	1,685.08	2.45%	7,115.24	Contract Labor	50,189.18	3.94%	0.00	0.00%	50,189.18	27,880.03	2.31%	22,309.15
0.00	0.00%	0.00	0.00%	0.00	0.00	0.00%	0.00	Dues and Subscriptions	500.00	0.04%	0.00	0.00%	500.00	0.00	0.00%	500.00
1,687.70	0.76%	0.00	0.00%	1,687.70	1,549.50	2.25%	138.20	Equipment Rental	14,865.24	1.17%	0.00	0.00%	14,865.24	18,951.38	1.57%	-4,086.14
0.00	0.00%	0.00	0.00%	0.00	0.00	0.00%	0.00	Glassware	56.01	0.00%	0.00	0.00%	56.01	180.63	0.01%	-124.62
660.59	0.30%	0.00	0.00%	660.59	0.00	0.00%	660.59	Kitchen/Cooking Fuel	6,565.83	0.52%	0.00	0.00%	6,565.83	1,987.32	0.16%	4,578.51
0.00	0.00%	0.00	0.00%	0.00	14.92	0.02%	-14.92	Kitchen Equipment	765.56	0.06%	0.00	0.00%	765.56	4,936.40	0.41%	-4,170.84
0.00	0.00%	0.00	0.00%	0.00	0.00	0.00%	0.00	Licenses/Permits	7,531.50	0.59%	0.00	0.00%	7,531.50	500.00	0.04%	7,031.50
0.00	0.00%	0.00	0.00%	0.00	0.00	0.00%	0.00	Miscellaneous Expense	3,601.08	0.28%	0.00	0.00%	3,601.08	310.25	0.03%	3,290.83
0.00	0.00%	0.00	0.00%	0.00	0.00	0.00%	0.00	Music and Entertainment	236.83	0.02%	0.00	0.00%	236.83	0.00	0.00%	236.83
930.30	0.42%	0.00	0.00%	930.30	276.68	0.40%	653.62	Paper/Plastic Supplies	7,938.27	0.62%	0.00	0.00%	7,938.27	7,589.61	0.63%	348.66
0.00	0.00%	0.00	0.00%	0.00	0.00	0.00%	0.00	Uniforms	687.92	0.05%	0.00	0.00%	687.92	366.41	0.03%	321.51
26,987.11	12.09%	0.00	0.00%	26,987.11	12,245.84	17.77%	14,741.27	Total Food Admin Other Expenses	189,276.33	14.86%	0.00	0.00%	189,276.33	141,206.48	11.69%	48,069.85
41,695.27	18.68%	0.00	0.00%	41,695.27	22,333.62	32.42%	19,361.65	Total Food Admin Expenses	320,688.01	25.19%	0.00	0.00%	320,688.01	258,569.50	21.40%	62,118.51

Company: TOKS Associates LLC Property: Hotel Topeka at City Center
P&L - Dual Summary Pages
As of 9/30/2023

PTD	%	PTD Budget	%	Variance	PTD Last Year	%	Variance		YTD	%	YTD Budget %	Variance	YTD Last Year	%	Variance
77,086.79	34.53%	0.00	0.00%	77,086.79	41,484.56	60.22%	35,602.23	Departmental Costs	557,132.87	43.75%	0.00 0.00%	557,132.87	525,530.13	43.50%	31,602.74

Company: TOKS Associates LLC Property: Hotel Topeka at City Center
P&L - Dual Summary Pages
As of 9/30/2023

PTD	%	PTD Budget	%	Variance	PTD Last Year	%	Variance		YTD	%	YTD Budget %	Variance	YTD Last Year	%	Variance	
								Restaurant 1 Food Revenue								
19,145.13	73.86%	0.00	0.00%	19,145.13	7,222.90	54.57%	11,922.23	Food-Breakfast	115,549.92	60.15%	0.00	0.00%	115,549.92	60,678.64	48.72%	54,871.28
0.00	0.00%	0.00	0.00%	0.00	0.00	0.00%	0.00	Food-Lunch	5,417.50	2.82%	0.00	0.00%	5,417.50	6,441.88	5.17%	-1,024.38
1,595.44	6.16%	0.00	0.00%	1,595.44	1,334.00	10.08%	261.44	Food-Dinner	8,530.47	4.44%	0.00	0.00%	8,530.47	5,749.97	4.62%	2,780.50
20,740.57	80.02%	0.00	0.00%	20,740.57	8,556.90	64.65%	12,183.67	Restaurant 1 Food Revenue	129,497.89	67.41%	0.00	0.00%	129,497.89	72,870.49	58.51%	56,627.40
0.00	0.00%	0.00	0.00%	0.00	0.00	0.00%	0.00	Less: Allowances	0.00	0.00%	0.00	0.00%	0.00	0.00	0.00%	0.00
20,740.57	80.02%	0.00	0.00%	20,740.57	8,556.90	64.65%	12,183.67	Total Restaurant 1 Food Revenue	129,497.89	67.41%	0.00	0.00%	129,497.89	72,870.49	58.51%	56,627.40
								Beverage Revenue								
3,129.37	12.07%	0.00	0.00%	3,129.37	3,157.04	23.85%	-27.67	Liquor	40,837.79	21.26%	0.00	0.00%	40,837.79	31,463.31	25.26%	9,374.48
1,523.26	5.88%	0.00	0.00%	1,523.26	1,166.50	8.81%	356.76	Beer	16,708.76	8.70%	0.00	0.00%	16,708.76	16,053.25	12.89%	655.51
526.00	2.03%	0.00	0.00%	526.00	356.00	2.69%	170.00	Wine	5,055.50	2.63%	0.00	0.00%	5,055.50	4,154.36	3.34%	901.14
5,178.63	19.98%	0.00	0.00%	5,178.63	4,679.54	35.35%	499.09	Restaurant 1 Beverage Revenue	62,602.05	32.59%	0.00	0.00%	62,602.05	51,670.92	41.49%	10,931.13
0.00	0.00%	0.00	0.00%	0.00	0.00	0.00%	0.00	Beverage - Adjustments - A&G	0.00	0.00%	0.00	0.00%	0.00	2.50	0.00%	-2.50
0.00	0.00%	0.00	0.00%	0.00	0.00	0.00%	0.00	Less: Allowances	0.00	0.00%	0.00	0.00%	0.00	2.50	0.00%	-2.50
5,178.63	19.98%	0.00	0.00%	5,178.63	4,679.54	35.35%	499.09	Total Restaurant 1 Beverage Revenue	62,602.05	32.59%	0.00	0.00%	62,602.05	51,673.42	41.49%	10,928.63
25,919.20	100.00%	0.00	0.00%	25,919.20	13,236.44	100.00%	12,682.76	Total Restaurant 1 Revenue	192,099.94	100.00%	0.00	0.00%	192,099.94	124,543.91	100.00%	67,556.03
								Cost of Sales								
0.00	0.00%	0.00	0.00%	0.00	0.00	0.00%	0.00	Total Restaurant 1 Cost of Sales	0.00	0.00%	0.00	0.00%	0.00	0.00	0.00%	0.00
25,919.20	100.00%	0.00	0.00%	25,919.20	13,236.44	100.00%	12,682.76	Restaurant 1 Gross Profit	192,099.94	100.00%	0.00	0.00%	192,099.94	124,543.91	100.00%	67,556.03
								Expenses								
								Payroll Expense								
								Salaries and Wages								
0.00	0.00%	0.00	0.00%	0.00	0.00	0.00%	0.00	Total Restaurant 1 Management	0.00	0.00%	0.00	0.00%	0.00	0.00	0.00%	0.00
1,542.24	5.95%	0.00	0.00%	1,542.24	1,797.40	13.58%	-255.16	Supervisors	12,568.87	6.54%	0.00	0.00%	12,568.87	6,379.17	5.12%	6,189.70
0.00	0.00%	0.00	0.00%	0.00	0.00	0.00%	0.00	Hosts/Greeters/Captains/Order Takers	0.00	0.00%	0.00	0.00%	0.00	53.00	0.04%	-53.00
214.96	0.83%	0.00	0.00%	214.96	716.68	5.41%	-501.72	Bartenders	4,274.12	2.22%	0.00	0.00%	4,274.12	5,854.47	4.70%	-1,580.35
-566.33	-2.18%	0.00	0.00%	-566.33	-665.83	-5.03%	99.50	Servers	7,355.16	3.83%	0.00	0.00%	7,355.16	3,060.59	2.46%	4,294.57
0.00	0.00%	0.00	0.00%	0.00	0.00	0.00%	0.00	Servers Overtime - Rest. 1	0.00	0.00%	0.00	0.00%	0.00	113.86	0.09%	-113.86
1,190.87	4.59%	0.00	0.00%	1,190.87	1,848.25	13.96%	-657.38	Total Restaurant 1 Non-Management	24,198.15	12.60%	0.00	0.00%	24,198.15	15,461.09	12.41%	8,737.06
1,190.87	4.59%	0.00	0.00%	1,190.87	1,848.25	13.96%	-657.38	Total Restaurant 1 Salaries and Wages	24,198.15	12.60%	0.00	0.00%	24,198.15	15,461.09	12.41%	8,737.06
								PR Taxes and Benefits								
3,495.36	13.49%	0.00	0.00%	3,495.36	2,635.68	19.91%	859.68	FICA	29,690.87	15.46%	0.00	0.00%	29,690.87	21,056.40	16.91%	8,634.47
34.57	0.13%	0.00	0.00%	34.57	19.81	0.15%	14.76	Federal Unemployment Tax	841.04	0.44%	0.00	0.00%	841.04	871.39	0.70%	-30.35
337.51	1.30%	0.00	0.00%	337.51	270.01	2.04%	67.50	State Unemployment Tax	6,259.43	3.26%	0.00	0.00%	6,259.43	4,185.58	3.36%	2,073.85
3,867.44	14.92%	0.00	0.00%	3,867.44	2,925.50	22.10%	941.94	Total Payroll Taxes	36,791.34	19.15%	0.00	0.00%	36,791.34	26,113.37	20.97%	10,677.97
2,070.58	7.99%	0.00	0.00%	2,070.58	1,476.80	11.16%	593.78	Holiday	9,064.90	4.72%	0.00	0.00%	9,064.90	3,612.68	2.90%	5,452.22
573.12	2.21%	0.00	0.00%	573.12	1,086.16	8.21%	-513.04	Vacation	7,702.84	4.01%	0.00	0.00%	7,702.84	6,569.80	5.28%	1,133.04
0.00	0.00%	0.00	0.00%	0.00	134.62	1.02%	-134.62	Sick Pay	0.00	0.00%	0.00	0.00%	0.00	134.62	0.11%	-134.62
2,643.70	10.20%	0.00	0.00%	2,643.70	2,697.58	20.38%	-53.88	Total Supplemental Pay	16,767.74	8.73%	0.00	0.00%	16,767.74	10,317.10	8.28%	6,450.64
1,601.83	6.18%	0.00	0.00%	1,601.83	2,262.24	17.09%	-660.41	Worker's Compensation	25,114.74	13.07%	0.00	0.00%	25,114.74	9,763.77	7.84%	15,350.97
1,063.72	4.10%	0.00	0.00%	1,063.72	2,892.54	21.85%	-1,828.82	Group Insurance	16,252.54	8.46%	0.00	0.00%	16,252.54	14,118.35	11.34%	2,134.19
0.00	0.00%	0.00	0.00%	0.00	0.00	0.00%	0.00	Other Benefits	0.00	0.00%	0.00	0.00%	0.00	35.88	0.03%	-35.88
2,665.55	10.28%	0.00	0.00%	2,665.55	5,154.78	38.94%	-2,489.23	Total Other Benefits	41,367.28	21.53%	0.00	0.00%	41,367.28	23,918.00	19.20%	17,449.28
9,176.69	35.40%	0.00	0.00%	9,176.69	10,777.86	81.43%	-1,601.17	Total Restaurant 1 PR Taxes and Benefits	94,926.36	49.42%	0.00	0.00%	94,926.36	60,348.47	48.46%	34,577.89

Company: TOKS Associates LLC Property: Hotel Topeka at City Center
P&L - Dual Summary Pages
As of 9/30/2023

PTD	%	PTD Budget	%	Variance	PTD Last Year	%	Variance		YTD	%	YTD Budget %	Variance	YTD Last Year	%	Variance
10,367.56	40.00%	0.00	0.00%	10,367.56	12,626.11	95.39%	-2,258.55	Total Restaurant 1 Payroll	119,124.51	62.01%	0.00 0.00%	119,124.51	75,809.56	60.87%	43,314.95
								Other Expenses							
0.00	0.00%	0.00	0.00%	0.00	0.00	0.00%	0.00	Total Restaurant 1 Other Expenses	0.00	0.00%	0.00 0.00%	0.00	0.00	0.00%	0.00
10,367.56	40.00%	0.00	0.00%	10,367.56	12,626.11	95.39%	-2,258.55	Total Restaurant 1 Expenses	119,124.51	62.01%	0.00 0.00%	119,124.51	75,809.56	60.87%	43,314.95
15,551.64	60.00%	0.00	0.00%	15,551.64	610.33	4.61%	14,941.31	Total Restaurant 1 Profit (Loss)	72,975.43	37.99%	0.00 0.00%	72,975.43	48,734.35	39.13%	24,241.08

Company: TOKS Associates LLC Property: Hotel Topeka at City Center
P&L - Dual Summary Pages
As of 9/30/2023

PTD	%	PTD Budget	%	Variance	PTD Last Year	%	Variance		YTD	%	YTD Budget %	Variance	YTD Last Year	%	Variance	
								Banquets								
								Food Revenue								
33,205.00	16.83%	0.00	0.00%	33,205.00	2,820.00	5.07%	30,385.00	Food-Breakfast	103,914.86	9.61%	0.00	0.00%	103,914.86	78,808.24	7.27%	25,106.62
45,966.00	23.30%	0.00	0.00%	45,966.00	6,415.00	11.53%	39,551.00	Food-Lunch	202,218.80	18.70%	0.00	0.00%	202,218.80	197,052.14	18.19%	5,166.66
22,570.00	11.44%	0.00	0.00%	22,570.00	15,502.25	27.85%	7,067.75	Food-Dinner	220,576.39	20.40%	0.00	0.00%	220,576.39	184,183.61	17.00%	36,392.78
23,114.00	11.71%	0.00	0.00%	23,114.00	2,189.78	3.93%	20,924.22	Food-Breaks	59,836.49	5.53%	0.00	0.00%	59,836.49	67,207.34	6.20%	-7,370.85
8,681.00	4.40%	0.00	0.00%	8,681.00	2,640.00	4.74%	6,041.00	Food-Reception	71,700.00	6.63%	0.00	0.00%	71,700.00	106,488.40	9.83%	-34,788.40
133,536.00	67.68%	0.00	0.00%	133,536.00	29,567.03	53.12%	103,968.97	Banquets Food Revenue	658,246.54	60.88%	0.00	0.00%	658,246.54	633,739.73	58.49%	24,506.81
0.00	0.00%	0.00	0.00%	0.00	0.00	0.00%	0.00	Food - Adjustments - A&G	-56.26	-0.01%	0.00	0.00%	-56.26	0.00	0.00%	-56.26
0.00	0.00%	0.00	0.00%	0.00	0.00	0.00%	0.00	Less: Allowances	-56.26	-0.01%	0.00	0.00%	-56.26	0.00	0.00%	-56.26
133,536.00	67.68%	0.00	0.00%	133,536.00	29,567.03	53.12%	103,968.97	Total Banquets Food Revenue	658,190.28	60.87%	0.00	0.00%	658,190.28	633,739.73	58.49%	24,450.55
								Beverage Revenue								
1,900.48	0.96%	0.00	0.00%	1,900.48	2,474.60	4.45%	-574.12	Liquor	27,446.40	2.54%	0.00	0.00%	27,446.40	32,299.31	2.98%	-4,852.91
1,121.52	0.57%	0.00	0.00%	1,121.52	1,392.16	2.50%	-270.64	Beer	17,520.54	1.62%	0.00	0.00%	17,520.54	23,510.92	2.17%	-5,990.38
893.35	0.45%	0.00	0.00%	893.35	2,788.05	5.01%	-1,894.70	Wine	13,375.17	1.24%	0.00	0.00%	13,375.17	15,325.24	1.41%	-1,950.07
3,915.35	1.98%	0.00	0.00%	3,915.35	6,654.81	11.96%	-2,739.46	Banquets Beverage Revenue	58,342.11	5.40%	0.00	0.00%	58,342.11	71,135.47	6.57%	-12,793.36
0.00	0.00%	0.00	0.00%	0.00	0.00	0.00%	0.00	Less: Allowances	0.00	0.00%	0.00	0.00%	0.00	0.00%	0.00	
3,915.35	1.98%	0.00	0.00%	3,915.35	6,654.81	11.96%	-2,739.46	Total Banquets Beverage Revenue	58,342.11	5.40%	0.00	0.00%	58,342.11	71,135.47	6.57%	-12,793.36
								Other Revenue								
13,015.00	6.60%	0.00	0.00%	13,015.00	2,205.00	3.96%	10,810.00	Audio/Visual Income	79,599.28	7.36%	0.00	0.00%	79,599.28	75,340.35	6.95%	4,258.93
38,596.31	19.56%	0.00	0.00%	38,596.31	10,980.77	19.73%	27,615.54	Other Revenue	206,803.27	19.13%	0.00	0.00%	206,803.27	206,315.78	19.04%	487.49
8,250.00	4.18%	0.00	0.00%	8,250.00	6,250.00	11.23%	2,000.00	Setup Fee	78,292.94	7.24%	0.00	0.00%	78,292.94	95,868.14	8.85%	-17,575.20
0.00	0.00%	0.00	0.00%	0.00	0.00	0.00%	0.00	Public Room Rental	0.00	0.00%	0.00	0.00%	1,100.00	0.10%	-1,100.00	
59,861.31	30.34%	0.00	0.00%	59,861.31	19,435.77	34.92%	40,425.54	Total Banquets Other Revenue	364,695.49	33.73%	0.00	0.00%	364,695.49	378,624.27	34.94%	-13,928.78
197,312.66	100.00%	0.00	0.00%	197,312.66	55,657.61	100.00%	141,655.05	Total Banquets Revenue	1,081,227.88	100.00%	0.00	0.00%	1,081,227.88	1,083,499.47	100.00%	-2,271.59
								Cost of Sales								
0.00	0.00%	0.00	0.00%	0.00	0.00	0.00%	0.00	Total Banquets Cost of Sales	0.00	0.00%	0.00	0.00%	0.00	0.00%	0.00	
197,312.66	100.00%	0.00	0.00%	197,312.66	55,657.61	100.00%	141,655.05	Gross Profit	1,081,227.88	100.00%	0.00	0.00%	1,081,227.88	1,083,499.47	100.00%	-2,271.59
								Expenses								
								Payroll Expense								
								Salaries and Wages								
0.00	0.00%	0.00	0.00%	0.00	0.00	0.00%	0.00	Restaurant Management	0.00	0.00%	0.00	0.00%	0.00	4,571.43	0.42%	-4,571.43
0.00	0.00%	0.00	0.00%	0.00	0.00	0.00%	0.00	Total Banquets Management	0.00	0.00%	0.00	0.00%	0.00	4,571.43	0.42%	-4,571.43
8,092.01	4.10%	0.00	0.00%	8,092.01	0.00	0.00%	8,092.01	Supervisors	61,647.25	5.70%	0.00	0.00%	61,647.25	0.00	0.00%	61,647.25
11,529.95	5.84%	0.00	0.00%	11,529.95	10,549.77	18.95%	980.18	Servers	90,762.74	8.39%	0.00	0.00%	90,762.74	102,872.76	9.49%	-12,110.02
0.00	0.00%	0.00	0.00%	0.00	0.00	0.00%	0.00	Servers Overtime - Banquet	0.00	0.00%	0.00	0.00%	0.00	543.06	0.05%	-543.06
4,085.71	2.07%	0.00	0.00%	4,085.71	6,258.79	11.25%	-2,173.08	Banquet Management	38,085.71	3.52%	0.00	0.00%	38,085.71	34,442.86	3.18%	3,642.85
23,707.67	12.02%	0.00	0.00%	23,707.67	16,808.56	30.20%	6,899.11	Total Banquets Non-Management	190,495.70	17.62%	0.00	0.00%	190,495.70	137,858.68	12.72%	52,637.02
23,707.67	12.02%	0.00	0.00%	23,707.67	16,808.56	30.20%	6,899.11	Total Banquets Salaries and Wages	190,495.70	17.62%	0.00	0.00%	190,495.70	142,430.11	13.15%	48,065.59
								PR Taxes and Benefits								
0.00	0.00%	0.00	0.00%	0.00	0.00	0.00%	0.00	FICA	0.00	0.00%	0.00	0.00%	0.00	1,552.25	0.14%	-1,552.25
0.00	0.00%	0.00	0.00%	0.00	0.00	0.00%	0.00	Federal Unemployment Tax	0.00	0.00%	0.00	0.00%	0.00	26.09	0.00%	-26.09
0.00	0.00%	0.00	0.00%	0.00	0.00	0.00%	0.00	State Unemployment Tax	0.00	0.00%	0.00	0.00%	0.00	339.76	0.03%	-339.76
0.00	0.00%	0.00	0.00%	0.00	0.00	0.00%	0.00	Total Payroll Taxes	0.00	0.00%	0.00	0.00%	0.00	1,918.10	0.18%	-1,918.10

Company: TOKS Associates LLC Property: Hotel Topeka at City Center
P&L - Dual Summary Pages
As of 9/30/2023

PTD	%	PTD Budget	%	Variance	PTD Last Year	%	Variance		YTD	%	YTD Budget %	Variance	YTD Last Year	%	Variance	
0.00	0.00%	0.00	0.00%	0.00	0.00	0.00%	0.00	Holiday	0.00	0.00%	0.00	0.00%	0.00	610.00	0.06%	-610.00
0.00	0.00%	0.00	0.00%	0.00	0.00	0.00%	0.00	Total Supplemental Pay	0.00	0.00%	0.00	0.00%	0.00	610.00	0.06%	-610.00
0.00	0.00%	0.00	0.00%	0.00	0.00	0.00%	0.00	Group Insurance	0.00	0.00%	0.00	0.00%	0.00	-150.32	-0.01%	150.32
0.00	0.00%	0.00	0.00%	0.00	0.00	0.00%	0.00	Bonus and Incentive Pay	0.00	0.00%	0.00	0.00%	0.00	150.00	0.01%	-150.00
0.00	0.00%	0.00	0.00%	0.00	0.00	0.00%	0.00	Total Other Benefits	0.00	0.00%	0.00	0.00%	0.00	-0.32	0.00%	0.32
0.00	0.00%	0.00	0.00%	0.00	0.00	0.00%	0.00	Total Banquet Benefits	0.00	0.00%	0.00	0.00%	0.00	2,527.78	0.23%	-2,527.78
23,707.67	12.02%	0.00	0.00%	23,707.67	16,808.56	30.20%	6,899.11	Total Banquets Payroll	190,495.70	17.62%	0.00	0.00%	190,495.70	144,957.89	13.38%	45,537.81
								Other Expenses								
0.00	0.00%	0.00	0.00%	0.00	0.00	0.00%	0.00	Total Banquets Other Expenses	0.00	0.00%	0.00	0.00%	0.00	0.00	0.00%	0.00
23,707.67	12.02%	0.00	0.00%	23,707.67	16,808.56	30.20%	6,899.11	Total Banquets Expenses	190,495.70	17.62%	0.00	0.00%	190,495.70	144,957.89	13.38%	45,537.81
173,604.99	87.98%	0.00	0.00%	173,604.99	38,849.05	69.80%	134,755.94	Total Banquets Profit (Loss)	890,732.18	82.38%	0.00	0.00%	890,732.18	938,541.58	86.62%	-47,809.40

Company: TOKS Associates LLC Property: Hotel Topeka at City Center
P&L - Dual Summary Pages
As of 9/30/2023

PTD	%	PTD Budget	%	Variance	PTD Last Year	%	Variance		YTD	%	YTD Budget %	Variance	YTD Last Year	%	Variance	
								Minor Operating								
								Income								
40.74	1.41%	0.00	0.00%	40.74	0.00	0.00%	40.74	Rental Income - Gift Shop	123.43	0.28%	0.00	0.00%	123.43	0.00	0.00%	123.43
0.00	0.00%	0.00	0.00%	0.00	0.00	0.00%	0.00	Rental Income - Other	0.00	0.00%	0.00	0.00%	68.72	0.14%	-68.72	
40.74	1.41%	0.00	0.00%	40.74	0.00	0.00%	40.74	Total Rental Income	123.43	0.28%	0.00	0.00%	123.43	68.72	0.14%	54.71
89.72	3.11%	0.00	0.00%	89.72	235.69	3.06%	-145.97	Vending Commissions - Soda & Snack Machines	1,437.85	3.28%	0.00	0.00%	1,437.85	1,409.69	2.86%	28.16
89.72	3.11%	0.00	0.00%	89.72	235.69	3.06%	-145.97	Total Vending Commission Income	1,437.85	3.28%	0.00	0.00%	1,437.85	1,409.69	2.86%	28.16
168.15	5.83%	0.00	0.00%	168.15	5,050.48	65.56%	-4,882.33	Cancellation Fee - Rooms	10,291.64	23.47%	0.00	0.00%	10,291.64	19,396.11	39.36%	-9,104.47
0.00	0.00%	0.00	0.00%	0.00	0.00	0.00%	0.00	Cancellation Fee - Banquets	4,000.00	9.12%	0.00	0.00%	4,000.00	5,977.27	12.13%	-1,977.27
168.15	5.83%	0.00	0.00%	168.15	5,050.48	65.56%	-4,882.33	Total Cancellation Fee Income	14,291.64	32.59%	0.00	0.00%	14,291.64	25,373.38	51.49%	-11,081.74
16.45	0.57%	0.00	0.00%	16.45	9.31	0.12%	7.14	Guest Laundry	182.40	0.42%	0.00	0.00%	182.40	30.10	0.06%	152.30
51.56	1.79%	0.00	0.00%	51.56	0.00	0.00%	51.56	In-Room Movie Revenue	1,706.86	3.89%	0.00	0.00%	1,706.86	1,468.37	2.98%	238.49
0.00	0.00%	0.00	0.00%	0.00	0.00	0.00%	0.00	Fax/Copies	102.30	0.23%	0.00	0.00%	102.30	7.50	0.02%	94.80
0.00	0.00%	0.00	0.00%	0.00	0.00	0.00%	0.00	Telephone Revenue	0.00	0.00%	0.00	0.00%	9.85	0.02%	-9.85	
423.77	14.71%	0.00	0.00%	423.77	706.12	9.17%	-282.35	Other Revenue 3	5,392.95	12.30%	0.00	0.00%	5,392.95	701.24	1.42%	4,691.71
2,091.39	72.57%	0.00	0.00%	2,091.39	1,701.94	22.09%	389.45	Gift Shop Sales	20,608.78	47.00%	0.00	0.00%	20,608.78	20,209.53	41.01%	399.25
2,583.17	89.64%	0.00	0.00%	2,583.17	2,417.37	31.38%	165.80	Total Other Income	27,993.29	63.84%	0.00	0.00%	27,993.29	22,426.59	45.51%	5,566.70
2,881.78	100.00%	0.00	0.00%	2,881.78	7,703.54	100.00%	-4,821.76	Total Minor Operating Income	43,846.21	100.00%	0.00	0.00%	43,846.21	49,278.38	100.00%	-5,432.17
								Cost of Sales								
410.51	14.25%	0.00	0.00%	410.51	535.03	6.95%	-124.52	Cost of Sales - In-Room Movie Revenue	3,937.79	8.98%	0.00	0.00%	3,937.79	2,398.75	4.87%	1,539.04
709.73	24.63%	0.00	0.00%	709.73	1,881.44	24.42%	-1,171.71	Cost of Sales - Gift Shop	10,138.32	23.12%	0.00	0.00%	10,138.32	11,433.96	23.20%	-1,295.64
1,120.24	38.87%	0.00	0.00%	1,120.24	2,416.47	31.37%	-1,296.23	Total Minor Operated Cost of Sales	14,076.11	32.10%	0.00	0.00%	14,076.11	13,832.71	28.07%	243.40
1,761.54	61.13%	0.00	0.00%	1,761.54	5,287.07	68.63%	-3,525.53	Total Minor Operated Profit (Loss)	29,770.10	67.90%	0.00	0.00%	29,770.10	35,445.67	71.93%	-5,675.57

Company: TOKS Associates LLC Property: Hotel Topeka at City Center
P&L - Dual Summary Pages
As of 9/30/2023

PTD	%	PTD Budget	%	Variance	PTD Last Year	%	Variance		YTD	%	YTD Budget %	Variance	YTD Last Year	%	Variance	
								A&G Expenses								
								Payroll Expense								
								Salaries and Wages								
14,142.84	2.66%	0.00	0.00%	14,142.84	14,735.23	5.34%	-592.39	A&G Managers	128,981.42	3.67%	0.00	0.00%	128,981.42	189,047.90	5.81%	-60,066.48
14,142.84	2.66%	0.00	0.00%	14,142.84	14,735.23	5.34%	-592.39	Total A&G Management	128,981.42	3.67%	0.00	0.00%	128,981.42	189,047.90	5.81%	-60,066.48
1,189.28	0.22%	0.00	0.00%	1,189.28	0.00	0.00%	1,189.28	Administrative Assistant	1,189.28	0.03%	0.00	0.00%	1,189.28	0.00	0.00%	1,189.28
1,189.28	0.22%	0.00	0.00%	1,189.28	0.00	0.00%	1,189.28	Total A&G Non-Management	1,189.28	0.03%	0.00	0.00%	1,189.28	0.00	0.00%	1,189.28
15,332.12	2.89%	0.00	0.00%	15,332.12	14,735.23	5.34%	596.89	Total A&G Salaries and Wages	130,170.70	3.70%	0.00	0.00%	130,170.70	189,047.90	5.81%	-58,877.20
								PR Taxes and Benefits								
1,242.52	0.23%	0.00	0.00%	1,242.52	1,264.47	0.46%	-21.95	FICA	10,478.39	0.30%	0.00	0.00%	10,478.39	14,947.55	0.46%	-4,469.16
12.44	0.00%	0.00	0.00%	12.44	9.25	0.00%	3.19	Federal Unemployment Tax	31.11	0.00%	0.00	0.00%	31.11	397.91	0.01%	-366.80
120.29	0.02%	0.00	0.00%	120.29	129.74	0.05%	-9.45	State Unemployment Tax	2,211.39	0.06%	0.00	0.00%	2,211.39	2,741.61	0.08%	-530.22
1,375.25	0.26%	0.00	0.00%	1,375.25	1,403.46	0.51%	-28.21	Total Payroll Taxes	12,720.89	0.36%	0.00	0.00%	12,720.89	18,087.07	0.56%	-5,366.18
692.31	0.13%	0.00	0.00%	692.31	530.85	0.19%	161.46	Holiday	2,769.24	0.08%	0.00	0.00%	2,769.24	530.85	0.02%	2,238.39
0.00	0.00%	0.00	0.00%	0.00	2,475.96	0.90%	-2,475.96	Vacation	4,307.69	0.12%	0.00	0.00%	4,307.69	7,427.89	0.23%	-3,120.20
0.00	0.00%	0.00	0.00%	0.00	0.00	0.00%	0.00	Sick Pay	0.00	0.00%	0.00	0.00%	0.00	1,485.58	0.05%	-1,485.58
692.31	0.13%	0.00	0.00%	692.31	3,006.81	1.09%	-2,314.50	Total Supplemental Pay	7,076.93	0.20%	0.00	0.00%	7,076.93	9,444.32	0.29%	-2,367.39
816.45	0.15%	0.00	0.00%	816.45	1,406.20	0.51%	-589.75	Worker's Compensation	13,181.54	0.37%	0.00	0.00%	13,181.54	7,260.11	0.22%	5,921.43
0.00	0.00%	0.00	0.00%	0.00	24.45	0.01%	-24.45	Group Insurance	0.00	0.00%	0.00	0.00%	0.00	-540.05	-0.02%	540.05
0.00	0.00%	0.00	0.00%	0.00	0.00	0.00%	0.00	Bonus and Incentive Pay	9,000.00	0.26%	0.00	0.00%	9,000.00	27,630.66	0.85%	-18,630.66
0.00	0.00%	0.00	0.00%	0.00	13.26	0.00%	-13.26	Other Benefits	0.00	0.00%	0.00	0.00%	0.00	9.78	0.00%	-9.78
816.45	0.15%	0.00	0.00%	816.45	1,443.91	0.52%	-627.46	Total Other Benefits	22,181.54	0.63%	0.00	0.00%	22,181.54	34,360.50	1.06%	-12,178.96
2,884.01	0.54%	0.00	0.00%	2,884.01	5,854.18	2.12%	-2,970.17	Total A&G PR Taxes and Benefits	41,979.36	1.19%	0.00	0.00%	41,979.36	61,891.89	1.90%	-19,912.53
18,216.13	3.43%	0.00	0.00%	18,216.13	20,589.41	7.47%	-2,373.28	Total A&G Payroll	172,150.06	4.89%	0.00	0.00%	172,150.06	250,939.79	7.72%	-78,789.73
								Other Expenses								
128.98	0.02%	0.00	0.00%	128.98	789.35	0.29%	-660.37	Bad Debt Provision	5,143.80	0.15%	0.00	0.00%	5,143.80	5,185.04	0.16%	-41.24
0.00	0.00%	0.00	0.00%	0.00	217.09	0.08%	-217.09	Bank Charges	0.00	0.00%	0.00	0.00%	0.00	4,482.13	0.14%	-4,482.13
-10.75	0.00%	0.00	0.00%	-10.75	-1,018.43	-0.37%	1,007.68	Cash Over/Short	77.44	0.00%	0.00	0.00%	77.44	-1,755.40	-0.05%	1,832.84
0.00	0.00%	0.00	0.00%	0.00	1,143.42	0.41%	-1,143.42	Central Office - Travel Rebilled	1,861.18	0.05%	0.00	0.00%	1,861.18	5,161.60	0.16%	-3,300.42
1,000.00	0.19%	0.00	0.00%	1,000.00	1,000.00	0.36%	0.00	Central Office - Accounting Fees	9,000.00	0.26%	0.00	0.00%	9,000.00	9,000.00	0.28%	0.00
14,422.15	2.71%	0.00	0.00%	14,422.15	10,792.85	3.91%	3,629.30	Credit Card Commission	102,230.18	2.91%	0.00	0.00%	102,230.18	87,246.86	2.68%	14,983.32
0.00	0.00%	0.00	0.00%	0.00	0.00	0.00%	0.00	Donations	0.00	0.00%	0.00	0.00%	0.00	700.00	0.02%	-700.00
317.65	0.06%	0.00	0.00%	317.65	0.00	0.00%	317.65	Dues and Subscriptions	2,184.55	0.06%	0.00	0.00%	2,184.55	0.00	0.00%	2,184.55
1,214.36	0.23%	0.00	0.00%	1,214.36	1,633.26	0.59%	-418.90	Employee Relations	8,787.12	0.25%	0.00	0.00%	8,787.12	7,491.10	0.23%	1,296.02
405.84	0.08%	0.00	0.00%	405.84	405.09	0.15%	0.75	Equipment Rental	3,649.56	0.10%	0.00	0.00%	3,649.56	2,998.83	0.09%	650.73
0.00	0.00%	0.00	0.00%	0.00	0.00	0.00%	0.00	Licenses/Permits	0.00	0.00%	0.00	0.00%	0.00	250.00	0.01%	-250.00
0.00	0.00%	0.00	0.00%	0.00	0.00	0.00%	0.00	Meals and Entertainment	132.91	0.00%	0.00	0.00%	132.91	641.56	0.02%	-508.65
150.77	0.03%	0.00	0.00%	150.77	-172.47	-0.06%	323.24	Miscellaneous Expense	2,750.15	0.08%	0.00	0.00%	2,750.15	1,997.77	0.06%	752.38
785.59	0.15%	0.00	0.00%	785.59	500.06	0.18%	285.53	Operating Supplies	6,964.54	0.20%	0.00	0.00%	6,964.54	7,324.56	0.23%	-360.02
1,109.14	0.21%	0.00	0.00%	1,109.14	1,615.46	0.59%	-506.32	Payroll Service Fees	3,443.30	0.10%	0.00	0.00%	3,443.30	9,759.46	0.30%	-6,316.16
194.52	0.04%	0.00	0.00%	194.52	136.80	0.05%	57.72	Postage	731.30	0.02%	0.00	0.00%	731.30	1,193.15	0.04%	-461.85
851.00	0.16%	0.00	0.00%	851.00	100.00	0.04%	751.00	Professional Fees - Legal	14,707.00	0.42%	0.00	0.00%	14,707.00	3,333.50	0.10%	11,373.50
0.00	0.00%	0.00	0.00%	0.00	0.00	0.00%	0.00	Professional Fees - Other	975.00	0.03%	0.00	0.00%	975.00	1,105.00	0.03%	-130.00
450.00	0.08%	0.00	0.00%	450.00	1,350.00	0.49%	-900.00	Recruitment Advertising	5,054.75	0.14%	0.00	0.00%	5,054.75	7,372.45	0.23%	-2,317.70
6,167.92	1.16%	0.00	0.00%	6,167.92	4,193.13	1.52%	1,974.79	Security - Outside	44,619.54	1.27%	0.00	0.00%	44,619.54	40,392.60	1.24%	4,226.94
1,095.00	0.21%	0.00	0.00%	1,095.00	0.00	0.00%	1,095.00	Training	8,375.00	0.24%	0.00	0.00%	8,375.00	3,810.00	0.12%	4,565.00
1,899.40	0.36%	0.00	0.00%	1,899.40	529.47	0.19%	1,369.93	Travel	4,155.41	0.12%	0.00	0.00%	4,155.41	1,643.52	0.05%	2,511.89
232.92	0.04%	0.00	0.00%	232.92	0.00	0.00%	232.92	Uniforms	465.42	0.01%	0.00	0.00%	465.42	201.37	0.01%	264.05
30,414.49	5.72%	0.00	0.00%	30,414.49	23,215.08	8.42%	7,199.41	Total A&G Other Expenses	225,308.15	6.41%	0.00	0.00%	225,308.15	199,535.10	6.14%	25,773.05
48,630.62	9.15%	0.00	0.00%	48,630.62	43,804.49	15.88%	4,826.13	Total A&G Expenses	397,458.21	11.30%	0.00	0.00%	397,458.21	450,474.89	13.85%	-53,016.68

Company: TOKS Associates LLC Property: Hotel Topeka at City Center
P&L - Dual Summary Pages
As of 9/30/2023

PTD	%	PTD Budget	%	Variance	PTD Last Year	%	Variance		YTD	%	YTD Budget %	Variance	YTD Last Year	%	Variance	
								IT Expenses								
								Payroll Expense								
								Salaries and Wags								
0.00	0.00%	0.00	0.00%	0.00	0.00	0.00%	0.00	Total IT Management	0.00	0.00%	0.00	0.00%	0.00	0.00	0.00%	0.00
0.00	0.00%	0.00	0.00%	0.00	0.00	0.00%	0.00	Total IT Non-Management	0.00	0.00%	0.00	0.00%	0.00	0.00	0.00%	0.00
0.00	0.00%	0.00	0.00%	0.00	0.00	0.00%	0.00	Total IT Salaries and Wages	0.00	0.00%	0.00	0.00%	0.00	0.00	0.00%	0.00
								PR Taxes and Benefits								
0.00	0.00%	0.00	0.00%	0.00	0.00	0.00%	0.00	Total Payroll Taxes	0.00	0.00%	0.00	0.00%	0.00	0.00	0.00%	0.00
0.00	0.00%	0.00	0.00%	0.00	0.00	0.00%	0.00	Total Supplemental Pay	0.00	0.00%	0.00	0.00%	0.00	0.00	0.00%	0.00
0.00	0.00%	0.00	0.00%	0.00	0.00	0.00%	0.00	Total Other Benefits	0.00	0.00%	0.00	0.00%	0.00	0.00	0.00%	0.00
0.00	0.00%	0.00	0.00%	0.00	0.00	0.00%	0.00	Total IT PR Taxes and Benefits	0.00	0.00%	0.00	0.00%	0.00	0.00	0.00%	0.00
0.00	0.00%	0.00	0.00%	0.00	0.00	0.00%	0.00	Total IT Payroll	0.00	0.00%	0.00	0.00%	0.00	0.00	0.00%	0.00
								Cost of Services								
180.00	0.03%	0.00	0.00%	180.00	180.00	0.07%	0.00	Cost of Cell Phones	2,035.00	0.06%	0.00	0.00%	2,035.00	1,875.83	0.06%	159.17
2,049.59	0.39%	0.00	0.00%	2,049.59	2,048.49	0.74%	1.10	Cost of Internet Services	18,467.01	0.53%	0.00	0.00%	18,467.01	16,387.92	0.50%	2,079.09
2,656.97	0.50%	0.00	0.00%	2,656.97	2,719.63	0.99%	-62.66	Cost of Calls	24,255.79	0.69%	0.00	0.00%	24,255.79	21,748.06	0.67%	2,507.73
4,886.56	0.92%	0.00	0.00%	4,886.56	4,948.12	1.79%	-61.56	Total IT Cost of Services	44,757.80	1.27%	0.00	0.00%	44,757.80	40,011.81	1.23%	4,745.99
								System Costs								
721.71	0.14%	0.00	0.00%	721.71	540.71	0.20%	181.00	Administrative & General	7,820.43	0.22%	0.00	0.00%	7,820.43	5,899.08	0.18%	1,921.35
588.50	0.11%	0.00	0.00%	588.50	562.54	0.20%	25.96	Food & Beverage	5,658.56	0.16%	0.00	0.00%	5,658.56	5,077.75	0.16%	580.81
48.16	0.01%	0.00	0.00%	48.16	0.00	0.00%	48.16	Hardware	439.80	0.01%	0.00	0.00%	439.80	6,785.70	0.21%	-6,345.90
0.00	0.00%	0.00	0.00%	0.00	0.00	0.00%	0.00	Human Resources	1,802.53	0.05%	0.00	0.00%	1,802.53	0.00	0.00%	1,802.53
55.00	0.01%	0.00	0.00%	55.00	55.00	0.02%	0.00	Information Security	1,162.50	0.03%	0.00	0.00%	1,162.50	385.00	0.01%	777.50
1,640.25	0.31%	0.00	0.00%	1,640.25	1,637.25	0.59%	3.00	Information Systems	14,747.25	0.42%	0.00	0.00%	14,747.25	13,774.50	0.42%	972.75
367.42	0.07%	0.00	0.00%	367.42	305.62	0.11%	61.80	Property Ops & Maintenance	3,303.38	0.09%	0.00	0.00%	3,303.38	2,097.62	0.06%	1,205.76
2,657.80	0.50%	0.00	0.00%	2,657.80	2,527.12	0.92%	130.68	Rooms	23,459.85	0.67%	0.00	0.00%	23,459.85	23,562.10	0.72%	-102.25
984.23	0.19%	0.00	0.00%	984.23	0.00	0.00%	984.23	Sales & Marketing	4,301.61	0.12%	0.00	0.00%	4,301.61	6,202.66	0.19%	-1,901.05
7,063.07	1.33%	0.00	0.00%	7,063.07	5,628.24	2.04%	1,434.83	Total IT Systems	62,695.91	1.78%	0.00	0.00%	62,695.91	63,784.41	1.96%	-1,088.50
								Other Expenses								
0.00	0.00%	0.00	0.00%	0.00	0.00	0.00%	0.00	Sys Storage & Optimization	0.00	0.00%	0.00	0.00%	0.00	92.87	0.00%	-92.87
0.00	0.00%	0.00	0.00%	0.00	0.00	0.00%	0.00	Total IT Other Expenses	0.00	0.00%	0.00	0.00%	0.00	92.87	0.00%	-92.87
11,949.63	2.25%	0.00	0.00%	11,949.63	10,576.36	3.84%	1,373.27	Total IT Expenses	107,453.71	3.06%	0.00	0.00%	107,453.71	103,889.09	3.19%	3,564.62

Company: TOKS Associates LLC Property: Hotel Topeka at City Center
P&L - Dual Summary Pages
As of 9/30/2023

PTD	%	PTD Budget	%	Variance	PTD Last Year	%	Variance		YTD	%	YTD Budget %	Variance	YTD Last Year	%	Variance	
								S&M Expenses								
								Payroll Expense								
								Salaries and Wages								
8,503.31	1.60%	0.00	0.00%	8,503.31	0.00	0.00%	8,503.31	Division Management	68,602.20	1.95%	0.00	0.00%	68,602.20	0.00	0.00%	68,602.20
4,203.30	0.79%	0.00	0.00%	4,203.30	13,219.54	4.79%	-9,016.24	Sales Managers	40,469.22	1.15%	0.00	0.00%	40,469.22	123,647.84	3.80%	-83,178.62
12,706.61	2.39%	0.00	0.00%	12,706.61	13,219.54	4.79%	-512.93	Total S&M Management	109,071.42	3.10%	0.00	0.00%	109,071.42	123,647.84	3.80%	-14,576.42
0.00	0.00%	0.00	0.00%	0.00	0.00	0.00%	0.00	Administrative Assistant	13,232.84	0.38%	0.00	0.00%	13,232.84	0.00	0.00%	13,232.84
0.00	0.00%	0.00	0.00%	0.00	0.00	0.00%	0.00	Total S&M Non-Management	13,232.84	0.38%	0.00	0.00%	13,232.84	0.00	0.00%	13,232.84
12,706.61	2.39%	0.00	0.00%	12,706.61	13,219.54	4.79%	-512.93	Total S&M Salaries and Wages	122,304.26	3.48%	0.00	0.00%	122,304.26	123,647.84	3.80%	-1,343.58
								PR Taxes and Benefits								
832.00	0.16%	0.00	0.00%	832.00	1,191.00	0.43%	-359.00	FICA	7,800.60	0.22%	0.00	0.00%	7,800.60	9,841.01	0.30%	-2,040.41
11.35	0.00%	0.00	0.00%	11.35	11.98	0.00%	-0.63	Federal Unemployment Tax	290.76	0.01%	0.00	0.00%	290.76	345.14	0.01%	-54.38
0.00	0.00%	0.00	0.00%	0.00	0.79	0.00%	-0.79	State Unemployment Tax	1,347.91	0.04%	0.00	0.00%	1,347.91	953.20	0.03%	394.71
843.35	0.16%	0.00	0.00%	843.35	1,203.77	0.44%	-360.42	Total Payroll Taxes	9,439.27	0.27%	0.00	0.00%	9,439.27	11,139.35	0.34%	-1,700.08
626.92	0.12%	0.00	0.00%	626.92	873.04	0.32%	-246.12	Holiday	2,791.06	0.08%	0.00	0.00%	2,791.06	873.04	0.03%	1,918.02
842.31	0.16%	0.00	0.00%	842.31	0.00	0.00%	842.31	Vacation	3,415.39	0.10%	0.00	0.00%	3,415.39	1,394.46	0.04%	2,020.93
1,469.23	0.28%	0.00	0.00%	1,469.23	873.04	0.32%	596.19	Total Supplemental Pay	6,206.45	0.18%	0.00	0.00%	6,206.45	2,267.50	0.07%	3,938.95
705.09	0.13%	0.00	0.00%	705.09	1,559.97	0.57%	-854.88	Worker's Compensation	12,795.21	0.36%	0.00	0.00%	12,795.21	6,445.15	0.20%	6,350.06
-368.82	-0.07%	0.00	0.00%	-368.82	753.51	0.27%	-1,122.33	Group Insurance	320.53	0.01%	0.00	0.00%	320.53	1,667.47	0.05%	-1,346.94
0.00	0.00%	0.00	0.00%	0.00	0.00	0.00%	0.00	Bonus and Incentive Pay	8,182.00	0.23%	0.00	0.00%	8,182.00	6,650.00	0.20%	1,532.00
336.27	0.06%	0.00	0.00%	336.27	2,313.48	0.84%	-1,977.21	Total Other Benefits	21,297.74	0.61%	0.00	0.00%	21,297.74	14,762.62	0.45%	6,535.12
2,648.85	0.50%	0.00	0.00%	2,648.85	4,390.29	1.59%	-1,741.44	Total S&M PR Taxes and Benefits	36,943.46	1.05%	0.00	0.00%	36,943.46	28,169.47	0.87%	8,773.99
15,355.46	2.89%	0.00	0.00%	15,355.46	17,609.83	6.39%	-2,254.37	Total S&M Payroll	159,247.72	4.53%	0.00	0.00%	159,247.72	151,817.31	4.67%	7,430.41
								Other Expenses								
0.00	0.00%	0.00	0.00%	0.00	1,250.00	0.45%	-1,250.00	Advertising General	3,450.00	0.10%	0.00	0.00%	3,450.00	5,037.34	0.15%	-1,587.34
2,105.00	0.40%	0.00	0.00%	2,105.00	743.75	0.27%	1,361.25	Advertising Web/Internet	15,552.50	0.44%	0.00	0.00%	15,552.50	9,933.00	0.31%	5,619.50
0.00	0.00%	0.00	0.00%	0.00	0.00	0.00%	0.00	Contract Labor	500.00	0.01%	0.00	0.00%	500.00	0.00	0.00%	500.00
3,310.76	0.62%	0.00	0.00%	3,310.76	17,705.55	6.42%	-14,394.79	Dues and Subscriptions	63,655.51	1.81%	0.00	0.00%	63,655.51	49,529.18	1.52%	14,126.33
0.00	0.00%	0.00	0.00%	0.00	0.00	0.00%	0.00	GDS Marketing Advert & Sales	0.00	0.00%	0.00	0.00%	0.00	3,828.72	0.12%	-3,828.72
0.00	0.00%	0.00	0.00%	0.00	0.00	0.00%	0.00	Magazine - Advertising	1,500.00	0.04%	0.00	0.00%	1,500.00	0.00	0.00%	1,500.00
0.00	0.00%	0.00	0.00%	0.00	0.00	0.00%	0.00	Meals and Entertainment	395.35	0.01%	0.00	0.00%	395.35	0.00	0.00%	395.35
0.00	0.00%	0.00	0.00%	0.00	0.00	0.00%	0.00	Operating Supplies	174.62	0.00%	0.00	0.00%	174.62	0.00	0.00%	174.62
0.00	0.00%	0.00	0.00%	0.00	0.00	0.00%	0.00	Printing and Stationery	39.37	0.00%	0.00	0.00%	39.37	0.00	0.00%	39.37
0.00	0.00%	0.00	0.00%	0.00	3,899.56	1.41%	-3,899.56	Promotions - In-house	9,685.43	0.28%	0.00	0.00%	9,685.43	20,259.07	0.62%	-10,573.64
0.00	0.00%	0.00	0.00%	0.00	0.00	0.00%	0.00	Promotion - Outside	0.00	0.00%	0.00	0.00%	0.00	281.44	0.01%	-281.44
125.00	0.02%	0.00	0.00%	125.00	0.00	0.00%	125.00	Radio & Television Advertising	125.00	0.00%	0.00	0.00%	125.00	0.00	0.00%	125.00
0.00	0.00%	0.00	0.00%	0.00	0.00	0.00%	0.00	Training	1,500.00	0.04%	0.00	0.00%	1,500.00	1,990.00	0.06%	-490.00
0.00	0.00%	0.00	0.00%	0.00	0.00	0.00%	0.00	Travel	1,848.46	0.05%	0.00	0.00%	1,848.46	0.00	0.00%	1,848.46
5,540.76	1.04%	0.00	0.00%	5,540.76	23,598.86	8.56%	-18,058.10	Total S&M Other Expenses	98,426.24	2.80%	0.00	0.00%	98,426.24	90,858.75	2.79%	7,567.49
20,896.22	3.93%	0.00	0.00%	20,896.22	41,208.69	14.94%	-20,312.47	Total S&M Expenses	257,673.96	7.33%	0.00	0.00%	257,673.96	242,676.06	7.46%	14,997.90

Company: TOKS Associates LLC Property: Hotel Topeka at City Center
P&L - Dual Summary Pages
As of 9/30/2023

PTD	%	PTD Budget	%	Variance	PTD Last Year	%	Variance		YTD	%	YTD Budget %	Variance	YTD Last Year	%	Variance	
								R&M Expenses								
								Payroll Expense								
								Salaries and Wages								
4,871.43	0.92%	0.00	0.00%	4,871.43	5,339.24	1.94%	-467.81	Division Management	45,546.21	1.29%	0.00	0.00%	45,546.21	45,719.87	1.41%	-173.66
4,871.43	0.92%	0.00	0.00%	4,871.43	5,339.24	1.94%	-467.81	Total R&M Management	45,546.21	1.29%	0.00	0.00%	45,546.21	45,719.87	1.41%	-173.66
0.00	0.00%	0.00	0.00%	0.00	0.00	0.00%	0.00	Engineering Supervisor	0.00	0.00%	0.00	0.00%	0.00	1,606.83	0.05%	-1,606.83
11,835.47	2.23%	0.00	0.00%	11,835.47	7,831.11	2.84%	4,004.36	Engineers 1	91,793.42	2.61%	0.00	0.00%	91,793.42	74,535.17	2.29%	17,258.25
0.00	0.00%	0.00	0.00%	0.00	0.00	0.00%	0.00	Engineers 1 Overtime	0.00	0.00%	0.00	0.00%	0.00	26.49	0.00%	-26.49
11,835.47	2.23%	0.00	0.00%	11,835.47	7,831.11	2.84%	4,004.36	Total R&M Non-Management	91,793.42	2.61%	0.00	0.00%	91,793.42	76,168.49	2.34%	15,624.93
16,706.90	3.14%	0.00	0.00%	16,706.90	13,170.35	4.78%	3,536.55	Total R&M Salaries and Wages	137,339.63	3.90%	0.00	0.00%	137,339.63	121,888.36	3.75%	15,451.27
								PR Taxes and Benefits								
1,366.11	0.26%	0.00	0.00%	1,366.11	1,137.55	0.41%	228.56	FICA	11,163.60	0.32%	0.00	0.00%	11,163.60	9,718.62	0.30%	1,444.98
13.31	0.00%	0.00	0.00%	13.31	8.63	0.00%	4.68	Federal Unemployment Tax	311.30	0.01%	0.00	0.00%	311.30	247.67	0.01%	63.63
131.43	0.02%	0.00	0.00%	131.43	116.56	0.04%	14.87	State Unemployment Tax	2,302.69	0.07%	0.00	0.00%	2,302.69	1,939.39	0.06%	363.30
1,510.85	0.28%	0.00	0.00%	1,510.85	1,262.74	0.46%	248.11	Total Payroll Taxes	13,777.59	0.39%	0.00	0.00%	13,777.59	11,905.68	0.37%	1,871.91
621.18	0.12%	0.00	0.00%	621.18	814.49	0.30%	-193.31	Holiday	2,387.44	0.07%	0.00	0.00%	2,387.44	1,832.57	0.06%	554.87
0.00	0.00%	0.00	0.00%	0.00	346.08	0.13%	-346.08	Vacation	4,072.16	0.12%	0.00	0.00%	4,072.16	346.08	0.01%	3,726.08
621.18	0.12%	0.00	0.00%	621.18	1,160.57	0.42%	-539.39	Total Supplemental Pay	6,459.60	0.18%	0.00	0.00%	6,459.60	2,178.65	0.07%	4,280.95
975.26	0.18%	0.00	0.00%	975.26	1,152.56	0.42%	-177.30	Worker's Compensation	13,535.12	0.38%	0.00	0.00%	13,535.12	4,811.64	0.15%	8,723.48
1,057.94	0.20%	0.00	0.00%	1,057.94	2,051.00	0.74%	-993.06	Group Insurance	15,897.03	0.45%	0.00	0.00%	15,897.03	16,788.28	0.52%	-891.25
0.00	0.00%	0.00	0.00%	0.00	0.00	0.00%	0.00	Bonus and Incentive Pay	974.00	0.03%	0.00	0.00%	974.00	6,108.67	0.19%	-5,134.67
11.96	0.00%	0.00	0.00%	11.96	0.00	0.00%	11.96	Other Benefits	59.80	0.00%	0.00	0.00%	59.80	0.00	0.00%	59.80
2,045.16	0.38%	0.00	0.00%	2,045.16	3,203.56	1.16%	-1,158.40	Total Other Benefits	30,465.95	0.87%	0.00	0.00%	30,465.95	27,708.59	0.85%	2,757.36
4,177.19	0.79%	0.00	0.00%	4,177.19	5,626.87	2.04%	-1,449.68	Total R&M PR Taxes and Benefits	50,703.14	1.44%	0.00	0.00%	50,703.14	41,792.92	1.29%	8,910.22
20,884.09	3.93%	0.00	0.00%	20,884.09	18,797.22	6.82%	2,086.87	Total R&M Payroll	188,042.77	5.35%	0.00	0.00%	188,042.77	163,681.28	5.03%	24,361.49
								Other Expenses								
0.00	0.00%	0.00	0.00%	0.00	435.18	0.16%	-435.18	Air Conditioning and Refrigeration	20,436.18	0.58%	0.00	0.00%	20,436.18	12,906.51	0.40%	7,529.67
892.13	0.17%	0.00	0.00%	892.13	116.55	0.04%	775.58	Building	2,995.52	0.09%	0.00	0.00%	2,995.52	19,109.53	0.59%	-16,114.01
0.00	0.00%	0.00	0.00%	0.00	5,500.00	1.99%	-5,500.00	Contract Labor	0.00	0.00%	0.00	0.00%	0.00	5,500.00	0.17%	-5,500.00
0.00	0.00%	0.00	0.00%	0.00	0.00	0.00%	0.00	Curtains and Drapes	103.50	0.00%	0.00	0.00%	103.50	0.00	0.00%	103.50
0.00	0.00%	0.00	0.00%	0.00	0.00	0.00%	0.00	Dues and Subscriptions	302.40	0.01%	0.00	0.00%	302.40	0.00	0.00%	302.40
532.23	0.10%	0.00	0.00%	532.23	741.68	0.27%	-209.45	Electric Bulbs	6,242.38	0.18%	0.00	0.00%	6,242.38	4,971.19	0.15%	1,271.19
577.12	0.11%	0.00	0.00%	577.12	640.31	0.23%	-63.19	Electrical and Mechanical	5,500.44	0.16%	0.00	0.00%	5,500.44	8,220.44	0.25%	-2,720.00
6,387.53	1.20%	0.00	0.00%	6,387.53	1,589.50	0.58%	4,798.03	Elevator Maintenance Contracts	20,319.05	0.58%	0.00	0.00%	20,319.05	14,027.76	0.43%	6,291.29
5,464.94	1.03%	0.00	0.00%	5,464.94	0.00	0.00%	5,464.94	Fire Safety Equipment	29,099.65	0.83%	0.00	0.00%	29,099.65	7,870.35	0.24%	21,229.30
0.00	0.00%	0.00	0.00%	0.00	0.00	0.00%	0.00	Floor and Carpet Maintenance	127.38	0.00%	0.00	0.00%	127.38	54.98	0.00%	72.40
0.00	0.00%	0.00	0.00%	0.00	0.00	0.00%	0.00	Furniture	164.61	0.00%	0.00	0.00%	164.61	705.61	0.02%	-541.00
2,810.83	0.53%	0.00	0.00%	2,810.83	3,423.11	1.24%	-612.28	Grounds and Landscaping	30,120.00	0.86%	0.00	0.00%	30,120.00	47,213.89	1.45%	-17,093.89
621.87	0.12%	0.00	0.00%	621.87	620.72	0.23%	1.15	Indoor Plant Maintenance	6,834.82	0.19%	0.00	0.00%	6,834.82	5,518.02	0.17%	1,316.80
459.27	0.09%	0.00	0.00%	459.27	375.68	0.14%	83.59	Kitchen Equipment Repairs	4,011.38	0.11%	0.00	0.00%	4,011.38	7,230.91	0.22%	-3,219.53
1,730.26	0.33%	0.00	0.00%	1,730.26	762.99	0.28%	967.27	Laundry Equipment Repairs	10,289.95	0.29%	0.00	0.00%	10,289.95	8,991.34	0.28%	1,298.61
0.00	0.00%	0.00	0.00%	0.00	0.00	0.00%	0.00	Licenses/Permits	120.00	0.00%	0.00	0.00%	120.00	505.00	0.02%	-385.00
142.16	0.03%	0.00	0.00%	142.16	425.70	0.15%	-283.54	Miscellaneous Expense	1,476.40	0.04%	0.00	0.00%	1,476.40	2,498.50	0.08%	-1,022.10
758.88	0.14%	0.00	0.00%	758.88	673.20	0.24%	85.68	Operating Supplies	8,115.33	0.23%	0.00	0.00%	8,115.33	3,892.68	0.12%	4,222.65
393.10	0.07%	0.00	0.00%	393.10	140.98	0.05%	252.12	Painting and Decorating	1,596.65	0.05%	0.00	0.00%	1,596.65	1,778.09	0.05%	-181.44
2,174.98	0.41%	0.00	0.00%	2,174.98	1,188.64	0.43%	986.34	Pest Control	18,866.15	0.54%	0.00	0.00%	18,866.15	11,676.45	0.36%	7,189.70
1,447.16	0.27%	0.00	0.00%	1,447.16	1,149.91	0.42%	297.25	Plumbing and Heating	17,369.34	0.49%	0.00	0.00%	17,369.34	11,534.62	0.35%	5,834.72
476.41	0.09%	0.00	0.00%	476.41	436.27	0.16%	40.14	Pool Service- Contract	4,623.96	0.13%	0.00	0.00%	4,623.96	4,488.18	0.14%	135.78
165.16	0.03%	0.00	0.00%	165.16	517.04	0.19%	-351.88	Tools	2,486.15	0.07%	0.00	0.00%	2,486.15	894.32	0.03%	1,591.83
0.00	0.00%	0.00	0.00%	0.00	0.00	0.00%	0.00	Travel	0.00	0.00%	0.00	0.00%	0.00	86.70	0.00%	-86.70
50.26	0.01%	0.00	0.00%	50.26	98.21	0.04%	-47.95	Uniforms	50.26	0.00%	0.00	0.00%	50.26	1,299.61	0.04%	-1,249.35
202.90	0.04%	0.00	0.00%	202.90	687.85	0.25%	-484.95	Waste Removal	4,820.12	0.14%	0.00	0.00%	4,820.12	6,774.94	0.21%	-1,954.82
0.00	0.00%	0.00	0.00%	0.00	0.00	0.00%	0.00	Water Treatment	0.00	0.00%	0.00	0.00%	0.00	2,682.89	0.08%	-2,682.89
25,287.19	4.76%	0.00	0.00%	25,287.19	19,523.52	7.08%	5,763.67	Total R&M Other Expenses	196,071.62	5.57%	0.00	0.00%	196,071.62	190,432.51	5.86%	5,639.11
46,171.28	8.69%	0.00	0.00%	46,171.28	38,320.74	13.90%	7,850.54	Total R&M Expenses	384,114.39	10.92%	0.00	0.00%	384,114.39	354,113.79	10.89%	30,000.60

Company: TOKS Associates LLC Property: Hotel Topeka at City Center
P&L - Dual Summary Pages
As of 9/30/2023

PTD	%	PTD Budget	%	Variance	PTD Last Year	%	Variance		YTD	%	YTD Budget %	Variance	YTD Last Year	%	Variance	
								Utilities								
6,154.23	1.16%	0.00	0.00%	6,154.23	11,238.52	4.08%	-5,084.29	Water	64,361.79	1.83%	0.00	0.00%	64,361.79	92,028.49	2.83%	-27,666.70
24,821.97	4.67%	0.00	0.00%	24,821.97	31,836.91	11.54%	-7,014.94	Electricity	209,688.45	5.96%	0.00	0.00%	209,688.45	244,478.03	7.52%	-34,789.58
3,144.23	0.59%	0.00	0.00%	3,144.23	13,498.03	4.89%	-10,353.80	Gas - Natural HLP	122,927.29	3.49%	0.00	0.00%	122,927.29	112,453.56	3.46%	10,473.73
34,120.43	6.42%	0.00	0.00%	34,120.43	56,573.46	20.51%	-22,453.03	Total Utilities	396,977.53	11.29%	0.00	0.00%	396,977.53	448,960.08	13.81%	-51,982.55

Company: TOKS Associates LLC Property: Hotel Topeka at City Center
P&L - Dual Summary Pages
As of 9/30/2023

PTD	%	PTD Budget	%	Variance	PTD Last Year	%	Variance		YTD	%	YTD Budget %	Variance	YTD Last Year	%	Variance	
								Fixed								
23,443.36	4.41%	0.00	0.00%	23,443.36	30,563.16	11.08%	-7,119.80	Real Estate Taxes	255,057.91	7.25%	0.00	0.00%	255,057.91	300,274.67	9.23%	-45,216.76
23,443.36	4.41%	0.00	0.00%	23,443.36	30,563.16	11.08%	-7,119.80	Total Taxes	255,057.91	7.25%	0.00	0.00%	255,057.91	300,274.67	9.23%	-45,216.76
0.00	0.00%	0.00	0.00%	0.00	0.00	0.00%	0.00	Insurance	530.41	0.02%	0.00	0.00%	530.41	1,250.03	0.04%	-719.62
1,083.50	0.20%	0.00	0.00%	1,083.50	1,552.83	0.56%	-469.33	Insurance - Crime	13,036.85	0.37%	0.00	0.00%	13,036.85	9,068.51	0.28%	3,968.34
327.83	0.06%	0.00	0.00%	327.83	0.00	0.00%	327.83	Insurance - Employment	327.83	0.01%	0.00	0.00%	327.83	0.00	0.00%	327.83
5,586.50	1.05%	0.00	0.00%	5,586.50	7,434.67	2.70%	-1,848.17	Insurance - General Liability	41,578.76	1.18%	0.00	0.00%	41,578.76	40,496.66	1.25%	1,082.10
12,392.58	2.33%	0.00	0.00%	12,392.58	9,213.58	3.34%	3,179.00	Insurance - Property	92,459.26	2.63%	0.00	0.00%	92,459.26	76,183.14	2.34%	16,276.12
1,771.50	0.33%	0.00	0.00%	1,771.50	1,427.58	0.52%	343.92	Insurance - Umbrella	13,536.10	0.38%	0.00	0.00%	13,536.10	13,219.81	0.41%	316.29
21,161.91	3.98%	0.00	0.00%	21,161.91	19,628.66	7.12%	1,533.25	Total Insurance	161,469.21	4.59%	0.00	0.00%	161,469.21	140,218.15	4.31%	21,251.06
0.00	0.00%	0.00	0.00%	0.00	0.00	0.00%	0.00	Total Leases & Rent	0.00	0.00%	0.00	0.00%	0.00	0.00	0.00%	0.00
13,282.27	2.50%	0.00	0.00%	13,282.27	6,894.17	2.50%	6,388.10	Management Fee - Base	87,931.83	2.50%	0.00	0.00%	87,931.83	81,297.18	2.50%	6,634.65
13,282.27	2.50%	0.00	0.00%	13,282.27	6,894.17	2.50%	6,388.10	Total Management Fees	87,931.83	2.50%	0.00	0.00%	87,931.83	81,297.18	2.50%	6,634.65
0.00	0.00%	0.00	0.00%	0.00	0.00	0.00%	0.00	Capital Reserve	25,958.70	0.74%	0.00	0.00%	25,958.70	2,460.00	0.08%	23,498.70
0.00	0.00%	0.00	0.00%	0.00	0.00	0.00%	0.00	Owner's Expense	0.00	0.00%	0.00	0.00%	0.00	12,381.14	0.38%	-12,381.14
0.00	0.00%	0.00	0.00%	0.00	3,398.79	1.23%	-3,398.79	Prior Owner's Expense	-3,513.09	-0.10%	0.00	0.00%	-3,513.09	8,348.79	0.26%	-11,861.88
0.00	0.00%	0.00	0.00%	0.00	3,398.79	1.23%	-3,398.79	Total Other Non-Operating	22,445.61	0.64%	0.00	0.00%	22,445.61	23,189.93	0.71%	-744.32



Balance Sheet

Company: TOKS Associates LLC Property: Hotel Topeka at City Center
 Balance Sheet New
 As of 9/30/2023

Item	YTD	YTD Last Year	Annual Change
Assets			
Current Assets			
House Banks/Safe	5,000.00	5,000.00	0.00
Operating Account	542,251.99	681,366.40	-139,114.41
Cash	547,251.99	686,366.40	-139,114.41
A/R Guest Ledger	11,217.43	25,974.34	-14,756.91
A/R City Ledger	178,977.07	140,277.52	38,699.55
A/R Other	4,408.34	10,189.73	-5,781.39
Accounts Receivable	194,602.84	176,441.59	18,161.25
Inventory - Food	20,296.35	12,127.49	8,168.86
Inventory - Beverage	8,226.94	8,181.37	45.57
Inventory - Gift Shop	2,958.56	1,588.42	1,370.14
Inventories	31,481.85	21,897.28	9,584.57
Prepaid Property Insurance	82,708.30	120,161.10	-37,452.80
Prepaid Insurance - Workers Compensation	10,910.18	11,119.68	-209.50
Prepaid Maintenance Contracts	5,697.01	2,800.63	2,896.38
Prepaid Dues and Subscriptions	15,004.23	4,266.67	10,737.56
Prepaid Expense - Other	4,203.37	3,986.37	217.00
Prepaid Expense	0.00	523.92	-523.92
Prepaid Expenses	118,523.09	142,858.37	-24,335.28
Total Current Assets	891,859.77	1,027,563.64	-135,703.87
Fixed Assets			
Total Fixed Assets Before Depr	0.00	0.00	0.00
Total Accumulated Depreciation	0.00	0.00	0.00
Total Fixed Assets	0.00	0.00	0.00
Other Assets			
Total Other Assets	0.00	0.00	0.00
Total Assets	891,859.77	1,027,563.64	-135,703.87

Company: TOKS Associates LLC Property: Hotel Topeka at City Center
Balance Sheet New
As of 9/30/2023

Item	YTD	YTD Last Year	Annual Change
Liabilities			
Current Liabilities			
Accounts Payable-Trade	43,928.60	145,316.85	-101,388.25
Accrued Expense - Other	40,309.81	22,073.02	18,236.79
Advance Deposits	23,827.47	92,395.34	-68,567.87
Deferred Gift Certificates	401.99	0.00	401.99
Accrued Payroll - Salaries and Wages	65,896.48	47,746.61	18,149.87
Total Current Liabilities	174,364.35	307,531.82	-133,167.47
Other Liabilities			
Accrued Utilities - Electric	24,087.21	38,688.16	-14,600.95
Accrued Real Estate Taxes	210,990.24	201,107.30	9,882.94
Sales Tax - Rooms	22,959.89	0.00	22,959.89
Sales Tax - F & B	13,256.53	983.52	12,273.01
Sales Tax - Other	0.00	47.09	-47.09
Sales Tax - Liquor Sales	877.46	0.00	877.46
Occupancy Tax - City	20,966.62	0.00	20,966.62
Occupancy Tax - County	368.00	0.00	368.00
Use Tax	244.45	0.00	244.45
Total Other Liabilities	293,750.40	240,826.07	52,924.33
Total Liabilities	468,114.75	548,357.89	-80,243.14
Long-Term Liabilities			
Total Long-Term Liabilities	0.00	0.00	0.00
Owners' Equity			
Cummulative Deficit - Prior Owner	-122,828.92	-122,828.92	0.00
Equity - Partner	1,240,491.30	1,099,831.15	140,660.15
Equity - Retained Earnings Prior Years	-458,653.11	-252,566.61	-206,086.50
Current Earnings	-235,264.25	-245,229.87	9,965.62
Total Owners' Equity	423,745.02	479,205.75	-55,460.73
Total Liabilities & Equity	891,859.77	1,027,563.64	-135,703.87



Statement of Cash Flows



Statement of Cash Flows

Company: TOKS Associates LLC Property: Hotel Topeka at City Center

As of 9/30/2023

Item	PTD	YTD
<u>CASH FLOW FROM OPERATING ACTIVITIES</u>		
Net Income	113,573.58	-235,264.25
Adjustments to Reconcile Net Income to Operating Cash		
Amortization & Depreciation	0.00	0.00
Decrease (Increase) In Accounts Receivable	-119,996.12	-134,778.82
Decrease (Increase) In Inventories	342.74	-5,380.96
Decrease (Increase) In Prepaids	19,249.98	-13,402.93
Decrease (Increase) In Escrows	0.00	0.00
Increase (Decrease) In Payables	31,124.30	-89,178.77
Increase (Decrease) In Accruals	32,347.57	108,780.86
Net Change In Cash From Operating Activities	76,642.05	-369,224.87
<u>CASH FLOWS FROM INVESTING ACTIVITIES</u>		
Decrease (Increase) In Property	0.00	0.00
Decrease (Increase) In Other Investments	0.00	0.00
Net Change In Cash From Investing Activities	0.00	0.00
<u>CASH FLOWS FROM FINANCING ACTIVITIES</u>		
Increase (Decrease) In Debt Financing	0.00	0.00
Equity - Partner	0.00	0.00
Net Change In Cash From Financing Activities	0.00	0.00
Net Increase (Decrease) In Cash	76,642.05	-369,224.87
<u>INCREASE (DECREASE) IN CASH</u>		
NET CHANGE IN CASH		
Operating Account	76,642.05	-369,224.87
TOTAL NET CHANGE IN CASH	76,642.05	-369,224.87



Full Year Comparative Profit & Loss Statement

N/A



Trailing 12 Month Profit & Loss Statement

Company: TOKS Associates LLC Property: Hotel Topeka at City Center
P&L - Dual Summary T-12
As of 9/30/2023

	Oct 2022 (Actual)	Nov 2022 (Actual)	Dec 2022 (Actual)	Jan 2023 (Actual)	Feb 2023 (Actual)	Mar 2023 (Actual)	Apr 2023 (Actual)	May 2023 (Actual)	Jun 2023 (Actual)	Jul 2023 (Actual)	Aug 2023 (Actual)	Sep 2023 (Actual)	Total (Mixed)
Statistics													
# Rooms	224.00	224.00	224.00	224.00	224.00	224.00	224.00	224.00	224.00	224.00	224.00	224.00	224.00
Available Rooms	6,944.00	6,720.00	6,944.00	6,944.00	6,272.00	6,944.00	6,720.00	6,944.00	6,720.00	6,944.00	6,944.00	6,720.00	81,760.00
Room Nights Sold	3,279.00	2,924.00	1,162.00	2,496.00	2,233.00	3,046.00	2,844.00	1,699.00	2,424.00	2,376.00	2,037.00	3,117.00	29,637.00
Occupancy %	47.22%	43.51%	16.73%	35.94%	35.60%	43.87%	42.32%	24.47%	36.07%	34.22%	29.33%	46.38%	36.25%
ADR	108.54	102.25	78.62	88.82	92.29	106.79	110.18	92.88	95.87	96.40	102.74	97.91	99.41
RevPar	51.25	44.49	13.16	31.93	32.86	46.84	46.63	22.72	34.58	32.98	30.14	45.41	36.04
Summary V.11													
Revenue													
Rooms	355,907.35	298,966.70	91,361.77	221,705.59	206,092.88	325,272.29	313,340.73	157,796.68	232,394.82	229,043.34	209,275.57	305,176.98	2,946,334.70
F&B	197,042.60	189,402.74	88,551.33	180,238.42	177,378.87	204,996.52	130,700.95	98,844.46	124,534.18	76,269.52	57,133.04	223,231.86	1,748,324.49
Other Departments	6,592.67	4,615.17	4,813.63	4,677.56	3,852.34	5,442.63	4,542.43	5,504.12	5,068.03	3,504.45	8,372.87	2,881.78	59,867.68
Total Operating Revenue	559,542.62	492,984.61	184,726.73	406,621.57	387,324.09	535,711.44	448,584.11	262,145.26	361,997.03	308,817.31	274,781.48	531,290.62	4,754,526.87
Departmental Expenses													
Rooms	77,237.47	88,940.33	55,284.41	86,142.30	86,538.33	110,607.54	97,794.03	73,209.74	81,109.81	106,518.18	73,426.62	85,779.06	1,022,587.82
F&B	111,371.31	93,744.05	70,279.87	94,544.68	115,242.83	113,244.23	97,343.82	75,558.58	105,104.10	84,603.94	69,948.88	111,162.02	1,142,148.31
Other Departments	2,292.26	2,397.77	1,550.22	2,370.97	1,978.90	2,130.14	1,168.88	770.75	1,394.43	2,690.48	451.32	1,120.24	20,316.36
Total Departmental Expenses	190,901.04	185,082.15	127,114.50	183,057.95	203,760.06	225,981.91	196,306.73	149,539.07	187,608.34	193,812.60	143,826.82	198,061.32	2,185,052.49
Total Departmental Profit	368,641.58	307,902.46	57,612.23	223,563.62	183,564.03	309,729.53	252,277.38	112,606.19	174,388.69	115,004.71	130,954.66	333,229.30	2,569,474.38
Undistributed Operating Expenses													
A&G	51,203.12	40,554.13	44,037.91	46,813.62	38,372.49	54,924.08	41,446.89	30,490.06	43,477.83	44,698.14	48,604.48	48,630.62	533,253.37
IT	11,903.15	11,029.06	25,264.36	11,608.15	12,239.68	11,502.84	12,053.32	13,016.24	11,447.27	11,502.15	12,134.43	11,949.63	155,650.28
S&M	29,842.86	16,160.65	15,741.11	23,520.59	31,164.74	33,268.21	32,068.71	31,900.01	25,452.22	30,266.94	29,136.32	20,896.22	319,418.58
Franchise Fees	0.00	0.00	0.00	0.00	0.00	0.00	0.00	0.00	0.00	0.00	0.00	0.00	0.00
R&M	39,654.01	63,761.05	39,442.82	50,062.27	37,382.03	40,758.89	42,153.12	33,905.93	43,251.43	42,682.26	47,747.18	46,171.28	526,972.27
Utilities	52,542.02	42,954.13	46,663.04	47,578.79	58,223.44	57,955.73	49,835.84	42,338.63	32,889.22	39,568.92	34,466.53	34,120.43	539,136.72
Total Undistributed Expenses	185,145.16	174,459.02	171,149.24	179,583.42	177,382.38	198,409.75	177,557.88	151,650.87	156,517.97	168,718.41	172,088.94	161,768.18	2,074,431.22
Gross Operating Profit	183,496.42	133,443.44	-113,537.01	43,980.20	6,181.65	111,319.78	74,719.50	-39,044.68	17,870.72	-53,713.70	-41,134.28	171,461.12	495,043.16
Management Fees	13,988.57	12,324.62	5,000.00	10,165.54	9,683.10	13,392.79	11,214.60	6,553.63	9,049.93	7,720.43	6,869.54	13,282.27	119,245.02
Income Before Non-Operating Income and Expenses	169,507.85	121,118.82	-118,537.01	33,814.66	-3,501.45	97,926.99	63,504.90	-45,598.31	8,820.79	-61,434.13	-48,003.82	158,178.85	375,798.14
Non-Operating Income and Expenses													
Insurance	19,628.65	16,552.32	16,552.32	16,552.33	16,552.31	16,552.33	16,552.33	16,652.32	16,552.36	19,731.41	21,161.91	21,161.91	214,202.50
Property/Other Taxes	30,563.16	30,563.16	19,086.68	23,443.36	23,743.36	23,443.36	23,443.36	67,211.03	23,443.36	23,443.36	23,443.36	23,443.36	335,270.91
Leases & Rent	0.00	0.00	0.00	0.00	0.00	0.00	0.00	0.00	0.00	0.00	0.00	0.00	0.00
Other	0.00	0.00	0.00	0.00	0.00	0.00	7,186.00	15,259.61	0.00	0.00	0.00	0.00	22,445.61
Total Non-Operating Income and Expenses	50,191.81	47,115.48	35,639.00	39,995.69	40,295.67	39,995.69	47,181.69	99,122.96	39,995.72	43,174.77	44,605.27	44,605.27	571,919.02
EBITDA	119,316.04	74,003.34	-154,176.01	-6,181.03	-43,797.12	57,931.30	16,323.21	-144,721.27	-31,174.93	-104,608.90	-92,609.09	113,573.58	-196,120.88
Interest	0.00	0.00	0.00	0.00	0.00	0.00	0.00	0.00	0.00	0.00	0.00	0.00	0.00
Interest, Taxes, Depreciation and Amortization	0.00	0.00	0.00	0.00	0.00	0.00	0.00	0.00	0.00	0.00	0.00	0.00	0.00
Net Income	119,316.04	74,003.34	-154,176.01	-6,181.03	-43,797.12	57,931.30	16,323.21	-144,721.27	-31,174.93	-104,608.90	-92,609.09	113,573.58	-196,120.88

Company: TOKS Associates LLC Property: Hotel Topeka at City Center

P&L - Dual Summary T-12

As of 9/30/2023

	Oct 2022 (Actual)	Nov 2022 (Actual)	Dec 2022 (Actual)	Jan 2023 (Actual)	Feb 2023 (Actual)	Mar 2023 (Actual)	Apr 2023 (Actual)	May 2023 (Actual)	Jun 2023 (Actual)	Jul 2023 (Actual)	Aug 2023 (Actual)	Sep 2023 (Actual)	Total (Mixed)
Statistics													
# Rooms	224.00	224.00	224.00	224.00	224.00	224.00	224.00	224.00	224.00	224.00	224.00	224.00	224.00
Available Rooms	6,944.00	6,720.00	6,944.00	6,944.00	6,272.00	6,944.00	6,720.00	6,944.00	6,720.00	6,944.00	6,944.00	6,720.00	81,760.00
Room Nights Sold	3,279.00	2,924.00	1,162.00	2,496.00	2,233.00	3,046.00	2,844.00	1,699.00	2,424.00	2,376.00	2,037.00	3,117.00	29,637.00
Occupancy %	47.22%	43.51%	16.73%	35.94%	35.60%	43.87%	42.32%	24.47%	36.07%	34.22%	29.33%	46.38%	36.25%
ADR	108.54	102.25	78.62	88.82	92.29	106.79	110.18	92.88	95.87	96.40	102.74	97.91	99.41
RevPar	51.25	44.49	13.16	31.93	32.86	46.84	46.63	22.72	34.58	32.98	30.14	45.41	36.04
Summary													
<u>Revenue:</u>													
Rooms	355,907.35	298,966.70	91,361.77	221,705.59	206,092.88	325,272.29	313,340.73	157,796.68	232,394.82	229,043.34	209,275.57	305,176.98	2,946,334.70
Food	112,396.25	111,036.80	52,128.60	107,032.20	107,182.00	121,259.66	69,767.03	63,228.81	80,053.97	49,928.05	34,959.88	154,276.57	1,063,249.82
Beverage	28,605.52	15,651.08	9,211.06	19,659.62	14,978.73	20,372.59	19,880.26	8,122.27	17,861.30	5,401.85	5,573.56	9,093.98	174,411.82
Other F&B Revenue	56,040.83	62,714.86	27,211.67	53,546.60	55,218.14	63,364.27	41,053.66	27,493.38	26,618.91	20,939.62	16,599.60	59,861.31	510,662.85
Telephone	0.00	0.00	0.00	0.00	0.00	0.00	0.00	0.00	0.00	0.00	0.00	0.00	0.00
Other	6,592.67	4,615.17	4,813.63	4,677.56	3,852.34	5,442.63	4,542.43	5,504.12	5,068.03	3,504.45	8,372.87	2,881.78	59,867.68
Total Revenue	559,542.62	492,984.61	184,726.73	406,621.57	387,324.09	535,711.44	448,584.11	262,145.26	361,997.03	308,817.31	274,781.48	531,290.62	4,754,526.87
<u>Cost of Sales:</u>													
Food	33,461.17	26,585.56	16,679.37	23,958.26	29,012.84	31,881.58	23,334.74	14,567.16	25,110.65	16,743.21	10,704.49	33,291.76	285,330.79
Beverage	5,999.26	3,232.16	2,050.22	4,835.54	3,511.07	4,810.60	3,242.68	2,066.97	5,201.29	740.28	1,331.98	2,099.76	39,121.81
Other F&B	0.00	0.00	0.00	0.00	0.00	0.00	0.00	0.00	0.00	0.00	0.00	0.00	0.00
Telephone	0.00	0.00	0.00	0.00	0.00	0.00	0.00	0.00	0.00	0.00	0.00	0.00	0.00
Other	2,292.26	2,397.77	1,550.22	2,370.97	1,978.90	2,130.14	1,168.88	770.75	1,394.43	2,690.48	451.32	1,120.24	20,316.36
Total Cost of Sales	41,752.69	32,215.49	20,279.81	31,164.77	34,502.81	38,822.32	27,746.30	17,404.88	31,706.37	20,173.97	12,487.79	36,511.76	344,768.96
<u>Payroll:</u>													
Rooms	41,334.16	49,176.67	35,117.65	55,869.92	52,205.47	53,108.93	51,006.27	44,050.79	50,501.74	51,226.85	46,192.88	43,599.07	573,390.40
F&B	40,058.78	31,689.05	24,214.54	36,723.86	42,320.50	41,053.54	43,862.88	33,044.88	40,577.65	30,292.08	36,124.95	39,594.74	439,557.45
Other	0.00	0.00	0.00	0.00	0.00	0.00	0.00	0.00	0.00	0.00	0.00	0.00	0.00
A&G	16,086.05	13,824.23	14,049.44	15,360.58	14,045.02	14,883.00	15,329.65	12,209.37	13,043.95	14,637.35	15,329.66	15,332.12	174,130.42
IT	0.00	0.00	0.00	0.00	0.00	0.00	0.00	0.00	0.00	0.00	0.00	0.00	0.00
S&M	9,586.56	4,132.55	7,595.06	10,533.71	11,870.61	16,253.88	16,971.83	15,847.32	11,862.62	12,278.57	13,979.11	12,706.61	143,618.43
R&M	13,273.89	13,314.38	14,377.90	15,457.02	13,586.14	14,967.78	15,403.10	14,651.32	15,211.23	14,062.02	17,294.12	16,706.90	178,305.80
Total Salaries and Wages	120,339.44	112,136.88	95,354.59	133,945.09	134,027.74	140,267.13	142,573.73	119,803.68	131,197.19	122,496.87	128,920.72	127,939.44	1,509,002.50
Total Taxes and Benefits	38,297.87	34,034.59	23,783.20	43,127.36	32,965.76	43,824.85	28,614.47	33,361.47	33,696.90	74,012.81	24,874.23	28,068.20	438,661.71
Total Labor Costs	158,637.31	146,171.47	119,137.79	177,072.45	166,993.50	184,091.98	171,188.20	153,165.15	164,894.09	196,509.68	153,794.95	156,007.64	1,947,664.21
<u>Direct Expenses:</u>													
Rooms	26,190.27	26,823.15	11,178.66	14,483.63	23,771.55	43,085.33	36,901.16	19,066.23	19,314.40	30,576.03	17,671.59	33,010.49	302,072.49
F&B	19,203.37	22,980.48	15,640.05	15,370.47	30,992.76	24,695.87	18,099.02	17,083.66	24,463.54	15,707.45	15,876.45	26,987.11	247,100.23
Telephone	0.00	0.00	0.00	0.00	0.00	0.00	0.00	0.00	0.00	0.00	0.00	0.00	0.00
Other	0.00	0.00	0.00	0.00	0.00	0.00	0.00	0.00	0.00	0.00	0.00	0.00	0.00
Franchise Fees	0.00	0.00	0.00	0.00	0.00	0.00	0.00	0.00	0.00	0.00	0.00	0.00	0.00
A&G	32,365.24	23,926.23	26,463.57	28,095.41	21,849.75	28,575.96	23,713.61	13,094.52	26,432.86	22,021.46	31,110.09	30,414.49	308,063.19
IT	11,903.15	11,029.06	25,264.36	11,608.15	12,239.68	11,502.84	12,053.32	13,016.24	11,447.27	11,502.15	12,134.43	11,949.63	155,650.28
S&M	14,637.76	8,621.44	8,594.31	10,040.22	12,696.38	14,628.22	13,264.22	10,210.65	9,818.06	9,099.84	13,127.89	5,540.76	130,279.75
R&M	18,814.39	44,819.72	25,042.15	27,227.48	19,872.57	21,033.41	21,062.94	15,809.98	23,160.50	17,371.51	25,246.04	25,287.19	284,747.88
Utilities	52,542.02	42,954.13	46,663.04	47,578.79	58,223.44	57,955.73	49,835.84	42,338.63	32,889.22	39,568.92	34,466.53	34,120.43	539,136.72
Total Direct Expense	175,656.20	181,154.21	158,846.14	154,404.15	179,646.13	201,477.36	174,930.11	130,619.91	147,525.85	145,847.36	149,633.02	167,310.10	1,967,050.54
Gross Operating Profit	183,496.42	133,443.44	-113,537.01	43,980.20	6,181.65	111,319.78	74,719.50	-39,044.68	17,870.72	-53,713.70	-41,134.28	171,461.12	495,043.16

Company: TOKS Associates LLC Property: Hotel Topeka at City Center
P&L - Dual Summary T-12
As of 9/30/2023

	Oct 2022 (Actual)	Nov 2022 (Actual)	Dec 2022 (Actual)	Jan 2023 (Actual)	Feb 2023 (Actual)	Mar 2023 (Actual)	Apr 2023 (Actual)	May 2023 (Actual)	Jun 2023 (Actual)	Jul 2023 (Actual)	Aug 2023 (Actual)	Sep 2023 (Actual)	Total (Mixed)
Fixed Costs													
Property/Other Taxes	30,563.16	30,563.16	19,086.68	23,443.36	23,743.36	23,443.36	23,443.36	67,211.03	23,443.36	23,443.36	23,443.36	23,443.36	335,270.91
Insurance	19,628.65	16,552.32	16,552.32	16,552.33	16,552.31	16,552.33	16,552.33	16,652.32	16,552.36	19,731.41	21,161.91	21,161.91	214,202.50
Leases & Rent	0.00	0.00	0.00	0.00	0.00	0.00	0.00	0.00	0.00	0.00	0.00	0.00	0.00
Management Fees	13,988.57	12,324.62	5,000.00	10,165.54	9,683.10	13,392.79	11,214.60	6,553.63	9,049.93	7,720.43	6,869.54	13,282.27	119,245.02
Total Fixed Expenses	64,180.38	59,440.10	40,639.00	50,161.23	49,978.77	53,388.48	51,210.29	90,416.98	49,045.65	50,895.20	51,474.81	57,887.54	668,718.43
Net Operating Profit	119,316.04	74,003.34	-154,176.01	-6,181.03	-43,797.12	57,931.30	23,509.21	-129,461.66	-31,174.93	-104,608.90	-92,609.09	113,573.58	-173,675.27
Prior Owner's Expense	0.00	0.00	0.00	0.00	0.00	0.00	0.00	-3,513.09	0.00	0.00	0.00	0.00	-3,513.09
Net Operating Income	119,316.04	74,003.34	-154,176.01	-6,181.03	-43,797.12	57,931.30	23,509.21	-125,948.57	-31,174.93	-104,608.90	-92,609.09	113,573.58	-170,162.18
Capital Reserve	0.00	0.00	0.00	0.00	0.00	0.00	7,186.00	18,772.70	0.00	0.00	0.00	0.00	25,958.70
Adjusted NOI	119,316.04	74,003.34	-154,176.01	-6,181.03	-43,797.12	57,931.30	16,323.21	-144,721.27	-31,174.93	-104,608.90	-92,609.09	113,573.58	-196,120.88
Net Profit/(Loss)	119,316.04	74,003.34	-154,176.01	-6,181.03	-43,797.12	57,931.30	16,323.21	-144,721.27	-31,174.93	-104,608.90	-92,609.09	113,573.58	-196,120.88

Company: TOKS Associates LLC Property: Hotel Topeka at City Center

P&L - Dual Summary T-12

As of 9/30/2023

	Oct 2022 (Actual)	Nov 2022 (Actual)	Dec 2022 (Actual)	Jan 2023 (Actual)	Feb 2023 (Actual)	Mar 2023 (Actual)	Apr 2023 (Actual)	May 2023 (Actual)	Jun 2023 (Actual)	Jul 2023 (Actual)	Aug 2023 (Actual)	Sep 2023 (Actual)	Total (Mixed)
Rooms													
Room Revenue													
Transient Room Revenue													
Corporate Transient	2,715.42	460.28	4,402.95	139.71	0.00	0.00	0.00	0.00	0.00	0.00	0.00	310.37	8,028.73
Consortia Transient	0.00	554.37	669.97	0.00	0.00	0.00	0.00	0.00	0.00	0.00	0.00	0.00	1,224.34
Leisure Package Transient	0.00	0.00	0.00	0.00	0.00	149.00	187.00	0.00	0.00	0.00	542.00	84.00	962.00
Internet/E-Commerce	40,238.27	20,004.35	29,670.04	32,787.23	25,928.19	18,863.76	26,118.47	41,591.74	42,857.39	49,906.91	36,388.66	26,059.30	390,414.31
E-Commerce Opaque	0.00	1,031.72	0.00	0.00	0.00	0.00	0.00	0.00	0.00	0.00	320.71	0.00	1,352.43
Government Transient	13,797.00	13,235.00	4,344.00	6,325.85	7,448.00	14,997.25	6,860.00	7,838.00	9,675.69	12,021.00	13,916.00	10,045.00	120,502.79
Rack Transient	58,527.78	53,623.58	37,135.97	71,175.83	63,804.69	69,774.19	66,747.92	58,527.81	58,922.55	76,649.43	63,144.62	63,000.36	741,034.73
Local Negotiated Transient	5,421.00	1,146.69	2,336.48	2,858.97	4,153.00	4,189.00	5,404.00	3,550.00	2,787.00	2,678.00	3,704.43	2,744.00	40,972.57
Total Transient Room Revenue	120,699.47	90,055.99	78,559.41	113,287.59	101,333.88	107,973.20	105,317.39	111,507.55	114,242.63	141,255.34	118,016.42	102,243.03	1,304,491.90
Group Room Revenue													
Corporate Group	258.00	0.00	-89.00	0.00	6,237.72	0.00	0.00	0.00	0.00	1,419.00	0.00	0.00	7,825.72
Government Group	7,466.00	14,846.38	7,786.00	23,475.00	29,937.28	4,498.00	3,302.00	41,822.25	10,906.00	960.00	2,480.00	26,698.00	174,176.91
Association Group	73,435.70	12,032.50	-80.00	48,060.00	23,275.00	19,917.00	29,210.00	-159.00	31,288.00	52,424.00	20,210.00	77,324.00	386,988.20
SMERF Group	147,284.18	181,281.83	2,285.35	35,608.00	44,819.00	191,784.09	170,589.77	4,848.88	72,930.00	31,110.00	61,644.15	98,414.95	1,042,600.20
Total Group Room Revenue	228,443.88	208,160.71	9,902.35	107,143.00	104,269.00	216,199.09	203,152.77	46,512.13	115,124.00	85,913.00	84,334.15	202,436.95	1,611,591.03
Contract Room Revenue													
Total Contract Room Revenue	0.00	0.00	0.00	0.00	0.00	0.00	0.00	0.00	0.00	0.00	0.00	0.00	0.00
Other Room Revenue													
Pet/Smoking/Damage Fees	6,764.00	750.00	2,900.01	1,275.00	475.00	1,100.00	6,527.52	2,275.00	2,953.19	1,875.00	6,925.00	497.00	34,316.72
Cot/Rollaway Revenue	0.00	0.00	0.00	0.00	15.00	0.00	225.00	25.00	75.00	0.00	0.00	0.00	340.00
Total Other Room Revenue	6,764.00	750.00	2,900.01	1,275.00	490.00	1,100.00	6,752.52	2,300.00	3,028.19	1,875.00	6,925.00	497.00	34,656.72
Less: Allowances	0.00	0.00	0.00	0.00	0.00	0.00	-1,881.95	-2,523.00	0.00	0.00	0.00	0.00	-4,404.95
Total Room Revenue	355,907.35	298,966.70	91,361.77	221,705.59	206,092.88	325,272.29	313,340.73	157,796.68	232,394.82	229,043.34	209,275.57	305,176.98	2,946,334.70
Expenses													
Payroll Expense													
Salaries and Wages													
Front Office Management	2,060.44	3,887.37	4,024.73	3,955.99	3,846.14	4,120.88	4,258.25	4,258.25	3,928.57	4,065.94	824.18	0.00	39,230.74
Housekeeping Management	4,824.57	4,404.36	4,560.01	4,700.06	4,357.68	4,668.95	2,645.73	4,513.73	4,164.29	4,309.89	4,033.24	305.77	47,488.28
Total Rooms Management	6,885.01	8,291.73	8,584.74	8,656.05	8,203.82	8,789.83	6,903.98	8,771.98	8,092.86	8,375.83	4,857.42	305.77	86,719.02
Front Office Agents	11,801.03	11,369.27	8,913.82	11,483.51	10,658.43	14,383.00	14,487.06	10,475.29	10,216.88	7,361.69	11,726.70	14,067.34	136,944.02
Night Auditors	1,741.59	2,813.45	2,182.37	2,897.36	2,591.21	2,510.82	2,803.79	2,989.72	2,694.43	2,919.51	3,491.25	3,404.11	33,039.61
Total Rooms Front Office	13,542.62	14,182.72	11,096.19	14,380.87	13,249.64	16,893.82	17,290.85	13,465.01	12,911.31	10,281.20	15,217.95	17,471.45	169,983.63
Housekeeping Supervisors	2,505.28	2,522.76	1,423.33	5,829.23	3,247.64	365.03	0.00	1,310.65	4,814.27	6,352.62	2,959.66	2,846.22	34,176.69
Room Attendants	9,410.63	15,638.38	8,184.70	17,912.11	13,730.48	13,802.90	11,797.29	9,112.97	9,979.68	10,499.59	7,916.27	7,543.39	135,528.39
Housepersons	6,339.90	6,001.60	4,125.58	5,756.02	6,262.98	6,715.06	7,221.45	5,134.01	6,348.54	7,372.23	7,489.55	7,058.73	75,825.65
Public Area Attendants	0.00	0.00	0.00	0.00	4,468.57	2,178.23	1,876.06	3,994.71	3,814.77	1,029.52	0.00	0.00	17,361.86
Laundry Attendants	2,650.72	2,539.48	1,703.11	3,335.64	3,042.34	4,364.06	5,916.64	2,261.46	4,540.31	7,315.86	7,752.03	8,373.51	53,795.16
Total Rooms Housekeeping	20,906.53	26,702.22	15,436.72	32,833.00	30,752.01	27,425.28	26,811.44	21,813.80	29,497.57	32,569.82	26,117.51	25,821.85	316,687.75
Total Rooms Salary and Wages	41,334.16	49,176.67	35,117.65	55,869.92	52,205.47	53,108.93	51,006.27	44,050.79	50,501.74	51,226.85	46,192.88	43,599.07	573,390.40
PR Taxes and Benefits													
FICA	3,128.18	3,882.38	2,760.49	4,445.41	3,885.65	4,523.52	3,836.86	3,581.90	3,941.22	4,212.72	3,314.37	3,353.28	44,865.98
Federal Unemployment Tax	40.50	39.83	21.12	364.05	221.17	162.31	83.93	40.85	52.17	48.96	33.66	33.13	1,141.68
State Unemployment Tax	355.53	432.42	217.92	1,723.42	1,303.02	1,194.35	911.20	733.62	653.45	402.14	311.81	323.67	8,562.55
Total Payroll Taxes	3,524.21	4,354.63	2,999.53	6,532.88	5,409.84	5,880.18	4,831.99	4,356.37	4,646.84	4,663.82	3,659.84	3,710.08	54,570.21

Company: TOKS Associates LLC Property: Hotel Topeka at City Center

P&L - Dual Summary T-12

As of 9/30/2023

	Oct 2022 (Actual)	Nov 2022 (Actual)	Dec 2022 (Actual)	Jan 2023 (Actual)	Feb 2023 (Actual)	Mar 2023 (Actual)	Apr 2023 (Actual)	May 2023 (Actual)	Jun 2023 (Actual)	Jul 2023 (Actual)	Aug 2023 (Actual)	Sep 2023 (Actual)	Total (Mixed)
Holiday	0.00	1,675.80	1,641.23	3,432.58	0.00	0.00	0.00	0.00	1,843.20	2,067.19	574.40	1,340.16	12,574.56
Vacation	591.24	747.84	1,083.88	1,202.28	0.00	0.00	226.88	1,862.56	1,051.02	1,076.04	393.96	295.44	8,531.14
Sick Pay	0.00	131.06	646.72	0.00	0.00	0.00	217.52	0.00	0.00	0.00	0.00	998.41	1,993.71
Total Supplemental Pay	591.24	2,554.70	3,371.83	4,634.86	0.00	0.00	444.40	1,862.56	2,894.22	3,143.23	968.36	2,634.01	23,099.41
Worker's Compensation	2,727.36	2,522.64	2,242.33	2,547.99	2,409.25	2,671.80	2,463.42	2,452.46	2,519.51	15,676.78	2,230.07	1,953.28	42,416.89
Group Insurance	1,683.23	2,528.54	62.41	1,333.14	1,361.34	1,329.30	1,132.79	1,421.33	1,233.10	1,231.47	2,668.00	788.13	16,772.78
Bonus and Incentive Pay	1,187.00	980.00	312.00	704.00	1,345.00	4,532.00	1,014.00	0.00	0.00	0.00	0.00	84.00	10,158.00
Other Benefits	0.00	0.00	0.00	35.88	35.88	0.00	0.00	0.00	0.00	0.00	35.88	0.00	107.64
Total Other Benefits	5,597.59	6,031.18	2,616.74	4,621.01	5,151.47	8,533.10	4,610.21	3,873.79	3,752.61	16,908.25	4,933.95	2,825.41	69,455.31
Total Rooms PR Taxes and Benefits	9,713.04	12,940.51	8,988.10	15,788.75	10,561.31	14,413.28	9,886.60	10,092.72	11,293.67	24,715.30	9,562.15	9,169.50	147,124.93
Total Rooms Labor Costs	51,047.20	62,117.18	44,105.75	71,658.67	62,766.78	67,522.21	60,892.87	54,143.51	61,795.41	75,942.15	55,755.03	52,768.57	720,515.33
Other Expenses													
Cleaning Supplies	0.00	0.00	649.64	855.85	286.72	716.67	251.18	628.38	544.29	400.31	934.04	447.95	5,715.03
Contract Labor	11,091.84	7,735.46	0.00	0.00	6,568.76	12,507.66	7,128.75	2,686.40	1,205.68	2,263.44	2,425.29	6,345.79	59,959.07
Decorations & Plants	0.00	98.78	0.00	0.00	0.00	0.00	0.00	0.00	0.00	0.00	0.00	0.00	98.78
Dues and Subscriptions	1,498.49	164.09	164.09	164.09	164.09	422.13	172.13	172.13	172.13	172.13	0.00	0.00	3,265.50
Guest Loss/Damage	248.48	0.00	0.00	0.00	0.00	0.00	0.00	0.00	0.00	0.00	0.00	0.00	248.48
Guest Supplies	1,724.76	4,630.17	1,728.73	2,245.26	2,433.27	1,494.17	2,250.40	1,742.58	1,928.99	2,851.96	1,208.28	1,706.65	25,945.22
Laundry	1,398.67	1,409.61	1,531.11	997.69	2,056.61	1,607.12	2,298.22	225.90	956.23	2,966.47	470.68	1,946.00	17,864.31
Linen	581.22	0.00	1,197.03	378.53	0.00	2,712.52	1,168.34	0.00	2,094.06	3,572.68	1,027.11	2,314.74	15,046.23
Miscellaneous Expense	0.00	0.00	0.00	0.00	0.00	0.00	26.65	0.00	0.00	0.00	0.00	0.00	26.65
Operating Supplies	729.76	2,060.54	276.97	2,765.79	5,340.42	5,843.85	4,794.87	3,167.76	2,801.34	1,632.26	1,831.08	1,289.73	32,534.37
Rooms Promotion	1,092.00	60.00	0.00	96.00	0.00	11,848.48	10,268.72	3,361.58	2,381.47	4,579.01	392.76	12,330.08	46,410.10
Television Cable	3,986.37	3,986.37	3,986.37	4,082.70	4,061.18	4,052.34	4,052.34	4,058.89	4,058.89	4,058.89	4,058.89	4,058.89	48,502.12
Travel Agent Comm - Group Rooms	0.00	2,640.80	0.00	0.00	0.00	0.00	1,475.00	0.00	285.60	2,310.00	927.08	0.00	7,638.48
Travel Agent Comm - Transient Rooms	3,838.68	3,615.11	1,644.72	2,897.72	2,448.21	1,821.45	2,775.08	3,022.61	2,870.95	5,768.88	3,778.64	2,436.92	36,918.97
Uniforms	0.00	422.22	0.00	0.00	412.29	58.94	239.48	0.00	14.77	0.00	617.74	133.74	1,899.18
Total Rooms Other Expenses	26,190.27	26,823.15	11,178.66	14,483.63	23,771.55	43,085.33	36,901.16	19,066.23	19,314.40	30,576.03	17,671.59	33,010.49	302,072.49
Total Rooms Expenses	77,237.47	88,940.33	55,284.41	86,142.30	86,538.33	110,607.54	97,794.03	73,209.74	81,109.81	106,518.18	73,426.62	85,779.06	1,022,587.82
Total Rooms Profit (Loss)	278,669.88	210,026.37	36,077.36	135,563.29	119,554.55	214,664.75	215,546.70	84,586.94	151,285.01	122,525.16	135,848.95	219,397.92	1,923,746.88

Company: TOKS Associates LLC Property: Hotel Topeka at City Center

P&L - Dual Summary T-12

As of 9/30/2023

	Oct 2022 (Actual)	Nov 2022 (Actual)	Dec 2022 (Actual)	Jan 2023 (Actual)	Feb 2023 (Actual)	Mar 2023 (Actual)	Apr 2023 (Actual)	May 2023 (Actual)	Jun 2023 (Actual)	Jul 2023 (Actual)	Aug 2023 (Actual)	Sep 2023 (Actual)	Total (Mixed)
Room Sale Stats													
Transient Rooms													
Room Stat - Corporate Transient	23.00	4.00	47.00	2.00	0.00	0.00	0.00	0.00	0.00	0.00	0.00	0.00	76.00
Room Stat - Leisure Package Transient	0.00	0.00	0.00	0.00	0.00	0.00	1.00	0.00	0.00	0.00	3.00	1.00	5.00
Room Stat - Non-Qualified Discounts	0.00	3.00	0.00	0.00	0.00	0.00	0.00	0.00	0.00	0.00	0.00	0.00	3.00
Room Stat - Internet	0.00	0.00	0.00	0.00	0.00	0.00	0.00	41.00	0.00	0.00	0.00	0.00	41.00
Room Stat - E-Commerce Opaque	533.00	347.00	544.00	506.00	354.00	226.00	315.00	490.00	611.00	672.00	463.00	326.00	5,387.00
Room Stat - Government Transient	142.00	133.00	42.00	66.00	76.00	151.00	62.00	81.00	103.00	123.00	141.00	103.00	1,223.00
Room Stat - Rack Transient	461.00	486.00	391.00	768.00	627.00	521.00	572.00	554.00	510.00	714.00	609.00	551.00	6,764.00
Room Stat - Local Negotiated Transient	67.00	30.00	19.00	37.00	54.00	58.00	78.00	44.00	36.00	36.00	37.00	33.00	529.00
Total Transient Rooms Sold	1,226.00	1,003.00	1,043.00	1,379.00	1,111.00	956.00	1,028.00	1,210.00	1,260.00	1,545.00	1,253.00	1,014.00	14,028.00
Group Rooms													
Room Stat - Corporate Group	2.00	0.00	1.00	0.00	101.00	0.00	0.00	0.00	0.00	13.00	0.00	0.00	117.00
Room Stat - Government Group	85.00	147.00	75.00	252.00	285.00	56.00	35.00	430.00	115.00	30.00	31.00	308.00	1,849.00
Room Stat - Association Group	684.00	141.00	0.00	460.00	218.00	150.00	289.00	0.00	342.00	478.00	170.00	695.00	3,627.00
Room Stat - SMERF Group	1,282.00	1,633.00	43.00	405.00	518.00	1,884.00	1,492.00	59.00	707.00	310.00	583.00	1,100.00	10,016.00
Total Group Rooms Sold	2,053.00	1,921.00	119.00	1,117.00	1,122.00	2,090.00	1,816.00	489.00	1,164.00	831.00	784.00	2,103.00	15,609.00
Contract Rooms													
Total Contract Rooms Sold	0.00	0.00	0.00	0.00	0.00	0.00	0.00	0.00	0.00	0.00	0.00	0.00	0.00
Total Rooms Sold	3,279.00	2,924.00	1,162.00	2,496.00	2,233.00	3,046.00	2,844.00	1,699.00	2,424.00	2,376.00	2,037.00	3,117.00	29,637.00
Room Stat - Comp Rooms	13.00	13.00	29.00	3.00	61.00	0.00	2.00	1.00	29.00	89.00	28.00	10.00	281.00
Total Rooms Occupied	3,295.00	2,937.00	1,191.00	2,499.00	2,294.00	3,046.00	2,846.00	1,700.00	2,453.00	2,465.00	2,065.00	3,127.00	29,918.00
Room Stat - Out of Order	199.00	57.00	94.00	74.00	35.00	62.00	78.00	163.00	182.00	254.00	193.00	131.00	1,522.00
ADR													
Corporate Transient ADR	118.06	115.07	93.68	69.86	0.00	0.00	0.00	0.00	0.00	0.00	0.00	0.00	105.64
Advanced Purchase ADR	0.00	0.00	0.00	0.00	0.00	0.00	0.00	0.00	0.00	0.00	0.00	0.00	0.00
Qualified Discount ADR	0.00	0.00	0.00	0.00	0.00	0.00	0.00	0.00	0.00	0.00	0.00	0.00	0.00
FIT ADR	0.00	0.00	0.00	0.00	0.00	0.00	0.00	0.00	0.00	0.00	0.00	0.00	0.00
Consortia ADR	0.00	0.00	0.00	0.00	0.00	0.00	0.00	0.00	0.00	0.00	0.00	0.00	0.00
Employee ADR	0.00	0.00	0.00	0.00	0.00	0.00	0.00	0.00	0.00	0.00	0.00	0.00	0.00
Leisure ADR	0.00	0.00	0.00	0.00	0.00	0.00	0.00	0.00	0.00	0.00	0.00	0.00	0.00
Travel Agent/Friends & Family ADR	0.00	0.00	0.00	0.00	0.00	0.00	0.00	0.00	0.00	0.00	0.00	0.00	0.00
Leisure Package ADR	0.00	0.00	0.00	0.00	0.00	0.00	0.00	0.00	0.00	0.00	0.00	0.00	0.00
Member Reward Stay ADR	0.00	0.00	0.00	0.00	0.00	0.00	0.00	0.00	0.00	0.00	0.00	0.00	0.00
Golf Pkg ADR	0.00	0.00	0.00	0.00	0.00	0.00	0.00	0.00	0.00	0.00	0.00	0.00	0.00
Non Qualified ADR	0.00	0.00	0.00	0.00	0.00	0.00	0.00	0.00	0.00	0.00	0.00	0.00	0.00
Internet ADR	0.00	0.00	0.00	0.00	0.00	0.00	0.00	1,014.43	0.00	0.00	0.00	0.00	9,522.30
E-Commerce Opaque ADR	0.00	2.97	0.00	0.00	0.00	0.00	0.00	0.00	0.00	0.00	0.69	0.00	0.25
Other Transient ADR	0.00	0.00	0.00	0.00	0.00	0.00	0.00	0.00	0.00	0.00	0.00	0.00	0.00
Airline Distressed Passenger ADR	0.00	0.00	0.00	0.00	0.00	0.00	0.00	0.00	0.00	0.00	0.00	0.00	0.00
Government ADR	97.16	99.51	103.43	95.85	98.00	99.32	110.65	96.77	93.94	97.73	98.70	97.52	98.53
Rack ADR	126.96	110.34	94.98	126.68	101.76	133.92	116.69	105.65	115.53	107.35	103.69	114.34	109.56
Local Negotiated ADR	80.91	38.22	122.97	77.27	76.91	72.22	69.28	80.68	77.42	74.39	100.12	83.15	77.45
Total Transient ADR	98.45	89.79	75.32	82.15	91.21	112.94	102.45	92.16	90.67	91.43	94.19	100.83	92.99
Group ADR													
Corporate Group ADR	129.00	0.00	-89.00	0.00	61.76	0.00	0.00	0.00	0.00	109.15	0.00	0.00	66.89
Leisure Group ADR	0.00	0.00	0.00	0.00	0.00	0.00	0.00	0.00	0.00	0.00	0.00	0.00	0.00
Government Group ADR	87.84	101.00	103.81	93.15	105.04	80.32	94.34	97.26	94.83	32.00	80.00	86.68	94.20
Tour & Travel Group ADR	0.00	0.00	0.00	0.00	0.00	0.00	0.00	0.00	0.00	0.00	0.00	0.00	0.00
Association Group ADR	107.36	85.34	0.00	104.48	106.77	132.78	101.25	0.00	91.49	109.67	118.88	111.26	106.70
City Wide Group ADR	0.00	0.00	0.00	0.00	0.00	0.00	0.00	0.00	0.00	0.00	0.00	0.00	0.00
SMERF Group ADR	114.89	111.01	53.15	87.92	86.52	101.80	114.34	82.18	103.15	100.35	105.74	89.47	104.09
Sports Group ADR	0.00	0.00	0.00	0.00	0.00	0.00	0.00	0.00	0.00	0.00	0.00	0.00	0.00
Other Group ADR	0.00	0.00	0.00	0.00	0.00	0.00	0.00	0.00	0.00	0.00	0.00	0.00	0.00
Total Group ADR	111.27	108.36	83.21	95.92	92.93	103.44	111.87	95.12	98.90	103.39	107.57	96.26	103.25

Company: TOKS Associates LLC Property: Hotel Topeka at City Center
P&L - Dual Summary T-12
As of 9/30/2023

	Oct 2022 (Actual)	Nov 2022 (Actual)	Dec 2022 (Actual)	Jan 2023 (Actual)	Feb 2023 (Actual)	Mar 2023 (Actual)	Apr 2023 (Actual)	May 2023 (Actual)	Jun 2023 (Actual)	Jul 2023 (Actual)	Aug 2023 (Actual)	Sep 2023 (Actual)	Total (Mixed)
Airline Crew ADR	0.00	0.00	0.00	0.00	0.00	0.00	0.00	0.00	0.00	0.00	0.00	0.00	0.00
Other Contract ADR	0.00	0.00	0.00	0.00	0.00	0.00	0.00	0.00	0.00	0.00	0.00	0.00	0.00
Total Contract ADR	0.00	0.00	0.00	0.00	0.00	0.00	0.00	0.00	0.00	0.00	0.00	0.00	0.00
Total ADR	108.54	102.25	78.62	88.82	92.29	106.79	110.18	92.88	95.87	96.40	102.74	97.91	99.41

Company: TOKS Associates LLC Property: Hotel Topeka at City Center
P&L - Dual Summary T-12
As of 9/30/2023

	Oct 2022 (Actual)	Nov 2022 (Actual)	Dec 2022 (Actual)	Jan 2023 (Actual)	Feb 2023 (Actual)	Mar 2023 (Actual)	Apr 2023 (Actual)	May 2023 (Actual)	Jun 2023 (Actual)	Jul 2023 (Actual)	Aug 2023 (Actual)	Sep 2023 (Actual)	Total (Mixed)
F&B Summary													
Revenue													
Outlet Food Revenue	22,348.83	10,384.00	2,409.60	14,536.50	10,073.50	21,108.53	22,821.50	7,437.00	10,887.91	12,065.50	9,826.88	20,740.57	164,640.32
Banquet and Catering Food Revenue	90,047.42	100,652.80	49,719.00	92,495.70	97,108.50	100,151.13	46,945.53	55,791.81	69,166.06	37,862.55	25,133.00	133,536.00	898,609.50
Outlet Beverage Revenue	9,340.60	9,250.60	3,030.59	9,573.79	8,617.06	10,918.37	8,413.00	3,640.81	6,103.30	4,905.53	5,251.56	5,178.63	84,223.84
Banquet and Catering Beverage Revenue	19,264.92	6,400.48	6,180.47	10,085.83	6,361.67	9,454.22	11,467.26	4,481.46	11,758.00	496.32	322.00	3,915.35	90,187.98
Outlet Other Revenue	0.00	0.00	0.00	0.00	0.00	0.00	0.00	0.00	0.00	0.00	0.00	0.00	0.00
Banquet and Catering Other Revenue	56,040.83	62,714.86	27,211.67	53,546.60	55,218.14	63,364.27	41,053.66	27,493.38	26,618.91	20,939.62	16,599.60	59,861.31	510,662.85
Total F&B Revenue	197,042.60	189,402.74	88,551.33	180,238.42	177,378.87	204,996.52	130,700.95	98,844.46	124,534.18	76,269.52	57,133.04	223,231.86	1,748,324.49
Cost of Sales													
Food Purchases	33,461.17	26,585.56	16,679.37	23,958.26	29,012.84	31,881.58	23,334.74	14,567.16	25,110.65	16,743.21	10,704.49	33,291.76	285,330.79
Beverage Purchases	5,999.26	3,232.16	2,050.22	4,835.54	3,511.07	4,810.60	3,242.68	2,066.97	5,201.29	740.28	1,331.98	2,099.76	39,121.81
Credit Employee Meals	0.00	0.00	0.00	0.00	0.00	0.00	0.00	0.00	0.00	0.00	0.00	0.00	0.00
Credit House Charges	0.00	0.00	0.00	0.00	0.00	0.00	0.00	0.00	0.00	0.00	0.00	0.00	0.00
Credit In-House Promotions	0.00	0.00	0.00	0.00	0.00	0.00	0.00	0.00	0.00	0.00	0.00	0.00	0.00
Audio Visual Cost of Sales	0.00	0.00	0.00	0.00	0.00	0.00	0.00	0.00	0.00	0.00	0.00	0.00	0.00
Other Cost of Sales	0.00	0.00	0.00	0.00	0.00	0.00	0.00	0.00	0.00	0.00	0.00	0.00	0.00
Total F&B Cost of Sales	39,460.43	29,817.72	18,729.59	28,793.80	32,523.91	36,692.18	26,577.42	16,634.13	30,311.94	17,483.49	12,036.47	35,391.52	324,452.60
F&B Gross Profit	157,582.17	159,585.02	69,821.74	151,444.62	144,854.96	168,304.34	104,123.53	82,210.33	94,222.24	58,786.03	45,096.57	187,840.34	1,423,871.89
Expenses													
Payroll													
Salaries and Wages													
Management	6,776.50	5,247.94	5,433.37	5,340.66	5,192.30	5,563.18	5,748.62	5,748.62	5,303.57	5,489.00	5,748.62	5,303.57	66,895.95
Non-Management	33,282.28	26,441.11	18,781.17	31,383.20	37,128.20	35,490.36	38,114.26	27,296.26	35,274.08	24,803.08	30,376.33	34,291.17	372,661.50
Total F&B Salaries and Wages	40,058.78	31,689.05	24,214.54	36,723.86	42,320.50	41,053.54	43,862.88	33,044.88	40,577.65	30,292.08	36,124.95	39,594.74	439,557.45
PR Taxes and Benefits													
Payroll Taxes	3,795.03	3,089.04	2,164.83	4,646.78	4,709.07	4,979.27	4,634.26	3,552.12	4,036.27	3,093.73	3,272.40	3,867.44	45,840.24
Supplemental Pay	4,030.62	2,824.08	4,792.82	3,429.16	0.00	1,506.16	574.40	1,356.08	1,714.58	4,218.18	1,785.00	2,643.70	28,874.78
Other Benefits	4,823.08	3,343.68	4,738.04	5,580.61	4,696.59	4,317.21	3,595.84	3,887.71	4,000.12	13,809.01	853.61	2,677.51	56,323.01
Total F&B PR Taxes and Benefits	12,648.73	9,256.80	11,695.69	13,656.55	9,405.66	10,802.64	8,804.50	8,795.91	9,750.97	21,120.92	5,911.01	9,188.65	131,038.03
Total F&B Payroll	52,707.51	40,945.85	35,910.23	50,380.41	51,726.16	51,856.18	52,667.38	41,840.79	50,328.62	51,413.00	42,035.96	48,783.39	570,595.48
Other Expenses													
Audio Visual Supplies	0.00	436.60	0.00	0.00	1,016.19	283.74	0.00	0.00	0.00	0.00	136.69	4,916.39	6,789.61
Banquet Expense	8,000.00	8,000.00	8,000.00	8,000.00	13,937.93	8,000.00	8,000.00	8,000.00	8,000.00	8,000.00	8,000.00	8,000.00	101,937.93
Bar Expense/Promos	0.00	0.00	0.00	0.00	0.00	0.00	0.00	0.00	0.00	0.00	0.00	0.00	0.00
Bar Supplies	0.00	0.00	0.00	0.00	0.00	0.00	0.00	0.00	0.00	0.00	0.00	0.00	0.00
China	0.00	0.00	0.00	0.00	0.00	0.00	0.00	0.00	0.00	0.00	0.00	0.00	0.00
Cleaning Supplies	1,715.67	1,818.23	616.72	853.14	987.86	1,055.10	1,257.74	1,323.24	1,051.46	1,370.96	898.76	1,511.81	14,460.69
Communication Expense	0.00	0.00	0.00	0.00	0.00	0.00	0.00	0.00	0.00	0.00	0.00	0.00	0.00
Contract Cleaning	0.00	0.00	0.00	0.00	1,225.00	0.00	0.00	0.00	0.00	0.00	32.90	480.00	1,737.90
Contract Labor	6,142.92	3,872.80	1,940.52	3,489.64	9,378.44	10,085.76	5,339.52	4,100.22	4,507.28	1,973.48	2,514.52	8,800.32	62,145.42
Decorations & Plants	0.00	0.00	0.00	0.00	0.00	0.00	0.00	0.00	0.00	0.00	0.00	0.00	0.00
Dues and Subscriptions	0.00	0.00	0.00	0.00	0.00	500.00	0.00	0.00	0.00	0.00	0.00	0.00	500.00
Equipment Rental	2,310.96	1,959.07	1,694.44	1,553.16	1,540.32	1,681.72	1,539.06	1,541.88	1,681.13	1,824.05	1,816.22	1,687.70	20,829.71
Food and Beverage Advertising	0.00	0.00	0.00	0.00	0.00	0.00	0.00	0.00	0.00	0.00	0.00	0.00	0.00
Glassware	0.00	0.00	0.00	0.00	0.00	0.00	0.00	0.00	0.00	56.01	0.00	0.00	56.01
Guest Loss/Damage	0.00	0.00	0.00	0.00	0.00	0.00	0.00	0.00	0.00	0.00	0.00	0.00	0.00
Guest Supplies	0.00	0.00	0.00	0.00	0.00	0.00	0.00	0.00	0.00	0.00	0.00	0.00	0.00
In-House Entertainment	0.00	0.00	0.00	0.00	0.00	0.00	0.00	0.00	0.00	0.00	0.00	0.00	0.00
Kitchen/Cooking Fuel	0.00	2,140.11	1,861.71	409.57	409.57	1,044.43	410.32	547.00	127.15	1,025.11	1,932.09	660.59	10,567.65
Kitchen Equipment	63.96	2,494.79	0.00	0.00	33.77	392.41	283.52	0.00	55.86	0.00	0.00	0.00	3,324.31
Laundry - Outside Expense	0.00	0.00	0.00	0.00	0.00	0.00	0.00	0.00	0.00	0.00	0.00	0.00	0.00
Laundry Allocation	0.00	0.00	0.00	0.00	0.00	0.00	0.00	0.00	0.00	0.00	0.00	0.00	0.00
Licenses/Permits	0.00	0.00	0.00	0.00	0.00	0.00	0.00	0.00	7,531.50	0.00	0.00	0.00	7,531.50

Company: TOKS Associates LLC Property: Hotel Topeka at City Center

P&L - Dual Summary T-12

As of 9/30/2023

	Oct 2022 (Actual)	Nov 2022 (Actual)	Dec 2022 (Actual)	Jan 2023 (Actual)	Feb 2023 (Actual)	Mar 2023 (Actual)	Apr 2023 (Actual)	May 2023 (Actual)	Jun 2023 (Actual)	Jul 2023 (Actual)	Aug 2023 (Actual)	Sep 2023 (Actual)	Total (Mixed)
Linen	0.00	0.00	0.00	0.00	0.00	0.00	0.00	0.00	0.00	0.00	0.00	0.00	0.00
Linen Rental	0.00	0.00	0.00	0.00	0.00	0.00	0.00	0.00	0.00	0.00	0.00	0.00	0.00
Maintenance Contracts	0.00	0.00	0.00	0.00	0.00	0.00	0.00	0.00	0.00	0.00	0.00	0.00	0.00
Meals and Entertainment	0.00	0.00	0.00	0.00	0.00	0.00	0.00	0.00	0.00	0.00	0.00	0.00	0.00
Menus	0.00	0.00	0.00	0.00	0.00	0.00	0.00	0.00	0.00	0.00	0.00	0.00	0.00
Miscellaneous Expense	0.00	0.00	0.00	128.74	1,945.48	311.08	81.90	249.32	563.65	259.41	61.50	0.00	3,601.08
Music and Entertainment	0.00	0.00	0.00	0.00	0.00	0.00	0.00	0.00	0.00	236.83	0.00	0.00	236.83
Office Equipment	0.00	0.00	0.00	0.00	0.00	0.00	0.00	0.00	0.00	0.00	0.00	0.00	0.00
Office Supplies	0.00	0.00	0.00	0.00	0.00	0.00	0.00	0.00	0.00	0.00	0.00	0.00	0.00
Operating Supplies	0.00	0.00	0.00	0.00	0.00	0.00	0.00	0.00	0.00	0.00	0.00	0.00	0.00
Paper/Plastic Supplies	957.85	1,363.04	425.49	936.22	340.85	1,232.29	1,186.96	950.31	915.97	961.60	483.77	930.30	10,684.65
Printing and Stationery	0.00	413.29	0.00	0.00	0.00	0.00	0.00	0.00	0.00	0.00	0.00	0.00	413.29
Silverware	0.00	0.00	0.00	0.00	0.00	0.00	0.00	0.00	0.00	0.00	0.00	0.00	0.00
Software Expense/Maintenance	0.00	0.00	0.00	0.00	0.00	0.00	0.00	0.00	0.00	0.00	0.00	0.00	0.00
Television Cable	0.00	0.00	0.00	0.00	0.00	0.00	0.00	0.00	0.00	0.00	0.00	0.00	0.00
Training	0.00	0.00	0.00	0.00	0.00	0.00	0.00	0.00	0.00	0.00	0.00	0.00	0.00
Travel	0.00	0.00	0.00	0.00	0.00	0.00	0.00	0.00	0.00	0.00	0.00	0.00	0.00
Uniforms	12.01	482.55	1,101.17	0.00	177.35	109.34	0.00	371.69	29.54	0.00	0.00	0.00	2,283.65
Utensils	0.00	0.00	0.00	0.00	0.00	0.00	0.00	0.00	0.00	0.00	0.00	0.00	0.00
Total F&B Other Expenses	19,203.37	22,980.48	15,640.05	15,370.47	30,992.76	24,695.87	18,099.02	17,083.66	24,463.54	15,707.45	15,876.45	26,987.11	247,100.23
Total F&B Expenses	71,910.88	63,926.33	51,550.28	65,750.88	82,718.92	76,552.05	70,766.40	58,924.45	74,792.16	67,120.45	57,912.41	75,770.50	817,695.71
Total F&B Profit (Loss)	85,671.29	95,658.69	18,271.46	85,693.74	62,136.04	91,752.29	33,357.13	23,285.88	19,430.08	-8,334.42	-12,815.84	112,069.84	606,176.18

Company: TOKS Associates LLC Property: Hotel Topeka at City Center
P&L - Dual Summary T-12
As of 9/30/2023

	Oct 2022 (Actual)	Nov 2022 (Actual)	Dec 2022 (Actual)	Jan 2023 (Actual)	Feb 2023 (Actual)	Mar 2023 (Actual)	Apr 2023 (Actual)	May 2023 (Actual)	Jun 2023 (Actual)	Jul 2023 (Actual)	Aug 2023 (Actual)	Sep 2023 (Actual)	Total (Mixed)
Food Admin													
Cost of Sales													
Food Purchases	33,461.17	26,585.56	16,679.37	23,958.26	29,012.84	31,881.58	23,334.74	14,567.16	25,110.65	16,743.21	10,704.49	33,291.76	285,330.79
Beverage Purchases	5,999.26	3,232.16	2,050.22	4,835.54	3,511.07	4,810.60	3,242.68	2,066.97	5,201.29	740.28	1,331.98	2,099.76	39,121.81
Total Food Admin Cost of Sales	39,460.43	29,817.72	18,729.59	28,793.80	32,523.91	36,692.18	26,577.42	16,634.13	30,311.94	17,483.49	12,036.47	35,391.52	324,452.60
Expenses													
Payroll Expense													
Salaries and Wages													
Kitchen Management	6,776.50	5,247.94	5,433.37	5,340.66	5,192.30	5,563.18	5,748.62	5,748.62	5,303.57	5,489.00	5,748.62	5,303.57	66,895.95
Total Food Admin Management	6,776.50	5,247.94	5,433.37	5,340.66	5,192.30	5,563.18	5,748.62	5,748.62	5,303.57	5,489.00	5,748.62	5,303.57	66,895.95
Cooks - Line Cooks	5,391.78	4,625.18	3,426.05	4,722.18	6,325.02	6,272.52	6,256.57	5,143.86	5,420.74	3,148.84	5,173.63	5,737.67	61,644.04
Stewards - Warewashing	3,731.00	2,976.56	1,791.55	3,369.21	3,892.81	3,641.52	3,688.41	3,074.36	3,931.96	2,814.50	3,194.33	3,654.96	39,761.17
Total Food Admin Non-Management	9,122.78	7,601.74	5,217.60	8,091.39	10,217.83	9,914.04	9,944.98	8,218.22	9,352.70	5,963.34	8,367.96	9,392.63	101,405.21
Total Food Admin Salaries and Wages	15,899.28	12,849.68	10,650.97	13,432.05	15,410.13	15,477.22	15,693.60	13,966.84	14,656.27	11,452.34	14,116.58	14,696.20	168,301.16
PR Taxes and Benefits													
Total Payroll Taxes	0.00	0.00	0.00	0.00	0.00	0.00	0.00	0.00	0.00	0.00	0.00	0.00	0.00
Holiday	0.00	0.00	384.00	0.00	0.00	0.00	0.00	0.00	0.00	0.00	0.00	0.00	384.00
Sick Pay	0.00	0.00	0.00	0.00	0.00	0.00	344.64	0.00	0.00	0.00	114.88	0.00	459.52
Total Supplemental Pay	0.00	0.00	384.00	0.00	0.00	0.00	344.64	0.00	0.00	0.00	114.88	0.00	843.52
Group Insurance	0.00	0.00	254.81	128.28	213.42	170.85	115.91	170.85	128.28	130.33	33.21	0.00	1,345.94
Bonus and Incentive Pay	0.00	0.00	0.00	0.00	0.00	900.00	0.00	0.00	0.00	0.00	0.00	0.00	900.00
Other Benefits	0.00	0.00	0.00	23.92	11.96	0.00	0.00	0.00	0.00	0.00	11.96	11.96	59.80
Total Other Benefits	0.00	0.00	254.81	152.20	225.38	1,070.85	115.91	170.85	128.28	130.33	45.17	11.96	2,305.74
Total Food Admin PR Taxes and Benefits	15,899.28	12,849.68	11,289.78	13,584.25	15,635.51	16,548.07	16,154.15	14,137.69	14,784.55	11,582.67	14,276.63	14,708.16	171,450.42
Total Food Admin Payroll	31,798.56	25,699.36	21,940.75	27,016.30	31,045.64	32,025.29	31,847.75	28,104.53	29,440.82	23,035.01	28,393.21	29,404.36	339,751.58
Other Expenses													
Audio Visual Supplies	0.00	436.60	0.00	0.00	1,016.19	283.74	0.00	0.00	0.00	0.00	136.69	4,916.39	6,789.61
Banquet Expense	8,000.00	8,000.00	8,000.00	8,000.00	13,937.93	8,000.00	8,000.00	8,000.00	8,000.00	8,000.00	8,000.00	8,000.00	101,937.93
Cleaning Supplies	1,715.67	1,818.23	616.72	853.14	987.86	1,055.10	1,257.74	1,323.24	1,051.46	1,370.96	898.76	1,511.81	14,460.69
Contract Cleaning	0.00	0.00	0.00	0.00	1,225.00	0.00	0.00	0.00	0.00	0.00	32.90	480.00	1,737.90
Contract Labor	6,142.92	3,872.80	1,940.52	3,489.64	9,378.44	10,085.76	5,339.52	4,100.22	4,507.28	1,973.48	2,514.52	8,800.32	62,145.42
Dues and Subscriptions	0.00	0.00	0.00	0.00	0.00	500.00	0.00	0.00	0.00	0.00	0.00	0.00	500.00
Equipment Rental	2,310.96	1,959.07	1,694.44	1,553.16	1,540.32	1,681.72	1,539.06	1,541.88	1,681.13	1,824.05	1,816.22	1,687.70	20,829.71
Glassware	0.00	0.00	0.00	0.00	0.00	0.00	0.00	0.00	0.00	56.01	0.00	0.00	56.01
Kitchen/Cooking Fuel	0.00	2,140.11	1,861.71	409.57	409.57	1,044.43	410.32	547.00	127.15	1,025.11	1,932.09	660.59	10,567.65
Kitchen Equipment	63.96	2,494.79	0.00	0.00	33.77	392.41	283.52	0.00	55.86	0.00	0.00	0.00	3,324.31
Licenses/Permits	0.00	0.00	0.00	0.00	0.00	0.00	0.00	0.00	7,531.50	0.00	0.00	0.00	7,531.50
Miscellaneous Expense	0.00	0.00	0.00	128.74	1,945.48	311.08	81.90	249.32	563.65	259.41	61.50	0.00	3,601.08
Music and Entertainment	0.00	0.00	0.00	0.00	0.00	0.00	0.00	0.00	0.00	236.83	0.00	0.00	236.83
Paper/Plastic Supplies	957.85	1,363.04	425.49	936.22	340.85	1,232.29	1,186.96	950.31	915.97	961.60	483.77	930.30	10,684.65
Printing and Stationery	0.00	413.29	0.00	0.00	0.00	0.00	0.00	0.00	0.00	0.00	0.00	0.00	413.29
Uniforms	12.01	482.55	1,101.17	0.00	177.35	109.34	0.00	371.69	29.54	0.00	0.00	0.00	2,283.65
Total Food Admin Other Expenses	19,203.37	22,980.48	15,640.05	15,370.47	30,992.76	24,695.87	18,099.02	17,083.66	24,463.54	15,707.45	15,876.45	26,987.11	247,100.23
Total Food Admin Expenses	51,001.93	48,679.84	37,580.80	42,386.77	62,038.40	56,721.16	49,946.77	45,188.19	53,904.36	38,742.46	44,269.66	56,391.47	586,851.81
Departmental Costs	90,462.36	78,497.56	56,310.39	71,180.57	94,562.31	93,413.34	76,524.19	61,822.32	84,216.30	56,225.95	56,306.13	91,782.99	911,304.41

Company: TOKS Associates LLC Property: Hotel Topeka at City Center
P&L - Dual Summary T-12
As of 9/30/2023

	Oct 2022 (Actual)	Nov 2022 (Actual)	Dec 2022 (Actual)	Jan 2023 (Actual)	Feb 2023 (Actual)	Mar 2023 (Actual)	Apr 2023 (Actual)	May 2023 (Actual)	Jun 2023 (Actual)	Jul 2023 (Actual)	Aug 2023 (Actual)	Sep 2023 (Actual)	Total (Mixed)
Restaurant 1													
Food Revenue													
Food-Breakfast	14,090.33	10,189.00	1,743.10	12,888.00	9,836.00	19,419.90	18,315.00	7,289.00	9,828.01	11,203.00	7,625.88	19,145.13	141,572.35
Food-Lunch	3,763.00	0.00	0.00	0.00	0.00	1,320.00	2,968.00	0.00	0.00	795.50	334.00	0.00	9,180.50
Food-Dinner	4,495.50	195.00	666.50	1,648.50	237.50	368.63	1,538.50	148.00	1,059.90	67.00	1,867.00	1,595.44	13,887.47
Restaurant 1 Food Revenue	22,348.83	10,384.00	2,409.60	14,536.50	10,073.50	21,108.53	22,821.50	7,437.00	10,887.91	12,065.50	9,826.88	20,740.57	164,640.32
Less: Allowances	0.00	0.00	0.00	0.00	0.00	0.00	0.00	0.00	0.00	0.00	0.00	0.00	0.00
Total Restaurant 1 Food Revenue	22,348.83	10,384.00	2,409.60	14,536.50	10,073.50	21,108.53	22,821.50	7,437.00	10,887.91	12,065.50	9,826.88	20,740.57	164,640.32
Beverage Revenue													
Liquor	5,614.60	6,329.60	2,098.59	6,497.29	5,308.06	6,455.37	5,497.00	2,529.81	4,598.80	3,083.53	3,738.56	3,129.37	54,880.58
Beer	2,230.00	2,184.00	678.00	2,165.50	2,435.50	3,814.50	1,763.00	943.00	1,307.50	1,599.50	1,157.00	1,523.26	21,800.76
Wine	1,496.00	737.00	254.00	911.00	873.50	648.50	1,153.00	168.00	197.00	222.50	356.00	526.00	7,542.50
Restaurant 1 Beverage Revenue	9,340.60	9,250.60	3,030.59	9,573.79	8,617.06	10,918.37	8,413.00	3,640.81	6,103.30	4,905.53	5,251.56	5,178.63	84,223.84
Less: Allowances	0.00	0.00	0.00	0.00	0.00	0.00	0.00	0.00	0.00	0.00	0.00	0.00	0.00
Total Restaurant 1 Beverage Revenue	9,340.60	9,250.60	3,030.59	9,573.79	8,617.06	10,918.37	8,413.00	3,640.81	6,103.30	4,905.53	5,251.56	5,178.63	84,223.84
Total Restaurant 1 Revenue	31,689.43	19,634.60	5,440.19	24,110.29	18,690.56	32,026.90	31,234.50	11,077.81	16,991.21	16,971.03	15,078.44	25,919.20	248,864.16
Cost of Sales													
Total Restaurant 1 Cost of Sales	0.00	0.00	0.00	0.00	0.00	0.00	0.00	0.00	0.00	0.00	0.00	0.00	0.00
Restaurant 1 Gross Profit	31,689.43	19,634.60	5,440.19	24,110.29	18,690.56	32,026.90	31,234.50	11,077.81	16,991.21	16,971.03	15,078.44	25,919.20	248,864.16
Expenses													
Payroll Expense													
Salaries and Wages													
Total Restaurant 1 Management	0.00	0.00	0.00	0.00	0.00	0.00	0.00	0.00	0.00	0.00	0.00	0.00	0.00
Supervisors	3,184.07	1,290.99	814.18	3,888.76	0.00	0.00	725.28	875.36	1,928.43	1,877.76	1,731.04	1,542.24	17,858.11
Bartenders	663.47	183.30	475.73	430.40	465.48	609.59	1,121.26	400.49	656.55	83.06	292.33	214.96	5,596.62
Servers	-1,468.69	734.00	99.83	380.69	2,211.02	1,246.68	1,845.19	303.52	820.35	-359.70	1,473.74	-566.33	6,720.30
Total Restaurant 1 Non-Management	2,378.85	2,208.29	1,389.74	4,699.85	2,676.50	1,856.27	3,691.73	1,579.37	3,405.33	1,601.12	3,497.11	1,190.87	30,175.03
Total Restaurant 1 Salaries and Wages	2,378.85	2,208.29	1,389.74	4,699.85	2,676.50	1,856.27	3,691.73	1,579.37	3,405.33	1,601.12	3,497.11	1,190.87	30,175.03
PR Taxes and Benefits													
FICA	3,365.34	2,756.35	1,984.16	3,175.07	3,376.98	3,836.48	3,677.13	2,919.86	3,428.47	2,804.32	2,977.20	3,495.36	37,796.72
Federal Unemployment Tax	45.07	25.17	17.87	255.45	193.87	135.81	81.65	33.53	45.54	32.38	28.24	34.57	929.15
State Unemployment Tax	384.62	307.52	162.80	1,216.26	1,138.22	1,006.98	875.48	598.73	562.26	257.03	266.96	337.51	7,114.37
Total Payroll Taxes	3,795.03	3,089.04	2,164.83	4,646.78	4,709.07	4,979.27	4,634.26	3,552.12	4,036.27	3,093.73	3,272.40	3,867.44	45,840.24
Holiday	0.00	1,721.20	1,714.58	3,429.16	0.00	136.00	0.00	0.00	1,714.58	0.00	0.00	2,070.58	12,500.68
Vacation	3,357.54	1,102.88	1,800.24	0.00	0.00	1,370.16	229.76	1,356.08	0.00	2,503.60	1,670.12	573.12	13,963.50
Sick Pay	0.00	0.00	384.00	0.00	0.00	0.00	0.00	0.00	0.00	0.00	0.00	0.00	384.00
Total Supplemental Pay	3,357.54	2,824.08	3,898.82	3,429.16	0.00	1,506.16	229.76	1,356.08	1,714.58	4,218.18	1,670.12	2,643.70	26,848.18
Worker's Compensation	2,837.61	1,882.22	1,756.98	1,665.33	2,081.75	1,922.95	1,991.29	1,829.02	1,776.53	10,878.94	1,367.10	1,601.83	31,591.55
Group Insurance	1,985.47	1,461.46	2,726.25	3,763.08	2,389.46	1,323.41	1,488.64	1,887.84	2,095.31	2,799.74	-558.66	1,063.72	22,425.72
Total Other Benefits	4,823.08	3,343.68	4,483.23	5,428.41	4,471.21	3,246.36	3,479.93	3,716.86	3,871.84	13,678.68	808.44	2,665.55	54,017.27
Total Restaurant 1 PR Taxes and Benefits	11,975.65	9,256.80	10,546.88	13,504.35	9,180.28	9,731.79	8,343.95	8,625.06	9,622.69	20,990.59	5,750.96	9,176.69	126,705.69
Total Restaurant 1 Payroll	14,354.50	11,465.09	11,936.62	18,204.20	11,856.78	11,588.06	12,035.68	10,204.43	13,028.02	22,591.71	9,248.07	10,367.56	156,880.72
Other Expenses													
Total Restaurant 1 Other Expenses	0.00	0.00	0.00	0.00	0.00	0.00	0.00	0.00	0.00	0.00	0.00	0.00	0.00

Company: TOKS Associates LLC Property: Hotel Topeka at City Center
P&L - Dual Summary T-12
As of 9/30/2023

	Oct 2022 (Actual)	Nov 2022 (Actual)	Dec 2022 (Actual)	Jan 2023 (Actual)	Feb 2023 (Actual)	Mar 2023 (Actual)	Apr 2023 (Actual)	May 2023 (Actual)	Jun 2023 (Actual)	Jul 2023 (Actual)	Aug 2023 (Actual)	Sep 2023 (Actual)	Total (Mixed)
Total Restaurant 1 Expenses	14,354.50	11,465.09	11,936.62	18,204.20	11,856.78	11,588.06	12,035.68	10,204.43	13,028.02	22,591.71	9,248.07	10,367.56	156,880.72
Total Restaurant 1 Profit (Loss)	17,334.93	8,169.51	-6,496.43	5,906.09	6,833.78	20,438.84	19,198.82	873.38	3,963.19	-5,620.68	5,830.37	15,551.64	91,983.44

Company: TOKS Associates LLC Property: Hotel Topeka at City Center
P&L - Dual Summary T-12
As of 9/30/2023

	Oct 2022 (Actual)	Nov 2022 (Actual)	Dec 2022 (Actual)	Jan 2023 (Actual)	Feb 2023 (Actual)	Mar 2023 (Actual)	Apr 2023 (Actual)	May 2023 (Actual)	Jun 2023 (Actual)	Jul 2023 (Actual)	Aug 2023 (Actual)	Sep 2023 (Actual)	Total (Mixed)
Banquets													
Food Revenue													
Food-Breakfast	6,800.00	8,550.00	0.00	9,606.70	10,056.00	14,805.00	1,113.00	8,565.00	13,260.94	10,902.22	2,401.00	33,205.00	119,264.86
Food-Lunch	17,140.10	42,556.00	7,642.00	23,806.00	37,152.50	28,106.00	4,748.41	16,166.07	13,291.71	13,484.11	19,498.00	45,966.00	269,556.90
Food-Dinner	41,803.17	32,811.80	36,195.00	25,457.00	31,379.00	46,396.13	28,439.12	19,048.00	38,528.92	8,758.22	0.00	22,570.00	331,386.36
Food-Breaks	8,685.10	15,140.00	144.00	11,870.00	10,243.00	1,889.00	1,958.00	3,955.00	2,849.49	2,844.00	1,114.00	23,114.00	83,805.59
Food-Reception	15,619.05	1,595.00	5,738.00	21,756.00	8,278.00	8,955.00	10,687.00	8,114.00	1,235.00	1,874.00	2,120.00	8,681.00	94,652.05
Banquets Food Revenue													
	90,047.42	100,652.80	49,719.00	92,495.70	97,108.50	100,151.13	46,945.53	55,848.07	69,166.06	37,862.55	25,133.00	133,536.00	898,665.76
Food - Adjustments - A&G													
	0.00	0.00	0.00	0.00	0.00	0.00	0.00	-56.26	0.00	0.00	0.00	0.00	-56.26
Less: Allowances													
	0.00	0.00	0.00	0.00	0.00	0.00	0.00	-56.26	0.00	0.00	0.00	0.00	-56.26
Total Banquets Food Revenue													
	90,047.42	100,652.80	49,719.00	92,495.70	97,108.50	100,151.13	46,945.53	55,791.81	69,166.06	37,862.55	25,133.00	133,536.00	898,609.50
Beverage Revenue													
Liquor													
	11,700.23	3,012.74	2,497.51	4,481.30	3,035.60	4,515.12	4,990.38	3,219.96	4,924.56	379.00	0.00	1,900.48	44,656.88
Beer													
	5,329.78	1,457.96	2,074.85	2,021.20	1,821.55	2,325.75	3,127.05	796.00	6,071.07	46.40	190.00	1,121.52	26,383.13
Wine													
	2,234.91	1,929.78	1,608.11	3,583.33	1,504.52	2,613.35	3,349.83	465.50	762.37	70.92	132.00	893.35	19,147.97
Banquets Beverage Revenue													
	19,264.92	6,400.48	6,180.47	10,085.83	6,361.67	9,454.22	11,467.26	4,481.46	11,758.00	496.32	322.00	3,915.35	90,187.98
Less: Allowances													
	0.00	0.00	0.00	0.00	0.00	0.00	0.00	0.00	0.00	0.00	0.00	0.00	0.00
Total Banquets Beverage Revenue													
	19,264.92	6,400.48	6,180.47	10,085.83	6,361.67	9,454.22	11,467.26	4,481.46	11,758.00	496.32	322.00	3,915.35	90,187.98
Other Revenue													
Audio/Visual Income													
	16,640.41	19,624.00	4,515.00	10,930.00	13,745.25	15,705.08	6,010.00	5,900.00	4,003.95	4,060.00	6,230.00	13,015.00	120,378.69
Other Revenue													
	28,100.42	32,147.56	16,346.67	29,716.60	31,579.49	32,784.19	18,079.12	16,993.38	18,234.96	12,679.62	8,139.60	38,596.31	283,397.92
Setup Fee													
	11,300.00	10,943.30	6,350.00	12,900.00	9,893.40	14,875.00	16,964.54	4,600.00	4,380.00	4,200.00	2,230.00	8,250.00	106,886.24
Total Banquets Other Revenue													
	56,040.83	62,714.86	27,211.67	53,546.60	55,218.14	63,364.27	41,053.66	27,493.38	26,618.91	20,939.62	16,599.60	59,861.31	510,662.85
Total Banquets Revenue													
	165,353.17	169,768.14	83,111.14	156,128.13	158,688.31	172,969.62	99,466.45	87,766.65	107,542.97	59,298.49	42,054.60	197,312.66	1,499,460.33
Cost of Sales													
Total Banquets Cost of Sales													
	0.00	0.00	0.00	0.00	0.00	0.00	0.00	0.00	0.00	0.00	0.00	0.00	0.00
Gross Profit													
	165,353.17	169,768.14	83,111.14	156,128.13	158,688.31	172,969.62	99,466.45	87,766.65	107,542.97	59,298.49	42,054.60	197,312.66	1,499,460.33
Expenses													
Payroll Expense													
Salaries and Wages													
Total Banquets Management													
	0.00	0.00	0.00	0.00	0.00	0.00	0.00	0.00	0.00	0.00	0.00	0.00	0.00
Supervisors													
	0.00	2,000.42	1,046.51	5,017.94	8,204.26	7,290.31	8,199.28	5,552.72	7,740.83	5,606.76	5,943.14	8,092.01	64,694.18
Servers													
	15,140.54	10,587.81	6,941.60	9,459.74	12,029.61	12,144.02	11,849.70	7,517.38	10,689.50	7,403.29	8,139.55	11,529.95	123,432.69
Banquet Management													
	6,640.11	4,042.85	4,185.72	4,114.28	4,000.00	4,285.72	4,428.57	4,428.57	4,085.72	4,228.57	4,428.57	4,085.71	52,954.39
Total Banquets Non-Management													
	21,780.65	16,631.08	12,173.83	18,591.96	24,233.87	23,720.05	24,477.55	17,498.67	22,516.05	17,238.62	18,511.26	23,707.67	241,081.26
Total Banquets Salaries and Wages													
	21,780.65	16,631.08	12,173.83	18,591.96	24,233.87	23,720.05	24,477.55	17,498.67	22,516.05	17,238.62	18,511.26	23,707.67	241,081.26
PR Taxes and Benefits													
Total Payroll Taxes													
	0.00	0.00	0.00	0.00	0.00	0.00	0.00	0.00	0.00	0.00	0.00	0.00	0.00
Vacation													
	673.08	0.00	510.00	0.00	0.00	0.00	0.00	0.00	0.00	0.00	0.00	0.00	1,183.08
Total Supplemental Pay													
	673.08	0.00	510.00	0.00	0.00	0.00	0.00	0.00	0.00	0.00	0.00	0.00	1,183.08
Total Other Benefits													
	0.00	0.00	0.00	0.00	0.00	0.00	0.00	0.00	0.00	0.00	0.00	0.00	0.00
Total Banquet Benefits													
	673.08	0.00	510.00	0.00	0.00	0.00	0.00	0.00	0.00	0.00	0.00	0.00	1,183.08

Company: TOKS Associates LLC Property: Hotel Topeka at City Center
P&L - Dual Summary T-12
As of 9/30/2023

	Oct 2022 (Actual)	Nov 2022 (Actual)	Dec 2022 (Actual)	Jan 2023 (Actual)	Feb 2023 (Actual)	Mar 2023 (Actual)	Apr 2023 (Actual)	May 2023 (Actual)	Jun 2023 (Actual)	Jul 2023 (Actual)	Aug 2023 (Actual)	Sep 2023 (Actual)	Total (Mixed)
Total Banquets Payroll	22,453.73	16,631.08	12,683.83	18,591.96	24,233.87	23,720.05	24,477.55	17,498.67	22,516.05	17,238.62	18,511.26	23,707.67	242,264.34
Other Expenses													
Total Banquets Other Expenses	0.00	0.00	0.00	0.00	0.00	0.00	0.00	0.00	0.00	0.00	0.00	0.00	0.00
Total Banquets Expenses	22,453.73	16,631.08	12,683.83	18,591.96	24,233.87	23,720.05	24,477.55	17,498.67	22,516.05	17,238.62	18,511.26	23,707.67	242,264.34
Total Banquets Profit (Loss)	142,899.44	153,137.06	70,427.31	137,536.17	134,454.44	149,249.57	74,988.90	70,267.98	85,026.92	42,059.87	23,543.34	173,604.99	1,257,195.99

Company: TOKS Associates LLC Property: Hotel Topeka at City Center

P&L - Dual Summary T-12

As of 9/30/2023

	Oct 2022 (Actual)	Nov 2022 (Actual)	Dec 2022 (Actual)	Jan 2023 (Actual)	Feb 2023 (Actual)	Mar 2023 (Actual)	Apr 2023 (Actual)	May 2023 (Actual)	Jun 2023 (Actual)	Jul 2023 (Actual)	Aug 2023 (Actual)	Sep 2023 (Actual)	Total (Mixed)
Minor Operating Income													
Rental Income - Gift Shop	0.00	0.00	0.00	0.00	65.74	16.95	0.00	0.00	0.00	0.00	0.00	40.74	123.43
Total Rental Income	0.00	0.00	0.00	0.00	65.74	16.95	0.00	0.00	0.00	0.00	0.00	40.74	123.43
Vending Commissions - Soda & Snack Machines	229.63	108.69	364.92	207.00	141.85	110.06	131.26	0.00	475.96	101.00	181.00	89.72	2,141.09
Total Vending Commission Income	229.63	108.69	364.92	207.00	141.85	110.06	131.26	0.00	475.96	101.00	181.00	89.72	2,141.09
Cancellation Fee - Rooms	3,018.35	583.96	2,789.73	1,518.11	902.22	765.50	1,645.15	2,817.52	1,350.60	403.65	720.74	168.15	16,683.68
Cancellation Fee - Banquets	0.00	0.00	0.00	0.00	0.00	0.00	0.00	0.00	0.00	0.00	4,000.00	0.00	4,000.00
Total Cancellation Fee Income	3,018.35	583.96	2,789.73	1,518.11	902.22	765.50	1,645.15	2,817.52	1,350.60	403.65	4,720.74	168.15	20,683.68
Guest Laundry	11.46	0.00	0.00	0.00	49.53	65.38	0.00	0.00	0.00	0.00	51.04	16.45	193.86
In-Room Movie Revenue	0.00	0.00	0.00	0.00	9.16	83.92	327.80	221.66	257.42	169.17	586.17	51.56	1,706.86
Fax/Copies	29.00	0.00	0.00	0.00	4.40	0.00	86.40	10.00	1.50	0.00	0.00	0.00	131.30
Other Revenue 3	457.93	177.12	349.91	522.90	338.57	457.24	408.95	816.89	843.25	656.84	924.54	423.77	6,377.91
Gift Shop Sales	2,846.30	3,745.40	1,309.07	2,429.55	2,340.87	3,943.58	1,942.87	1,638.05	2,139.30	2,173.79	1,909.38	2,091.39	28,509.55
Total Other Income	3,344.69	3,922.52	1,658.98	2,952.45	2,742.53	4,550.12	2,766.02	2,686.60	3,241.47	2,999.80	3,471.13	2,583.17	36,919.48
Total Minor Operating Income	6,592.67	4,615.17	4,813.63	4,677.56	3,852.34	5,442.63	4,542.43	5,504.12	5,068.03	3,504.45	8,372.87	2,881.78	59,867.68
Cost of Sales													
Cost of Sales - In-Room Movie Revenue	614.71	214.90	243.24	770.63	723.35	132.77	373.38	424.97	538.96	450.00	113.22	410.51	5,010.64
Cost of Sales - Gift Shop	1,677.55	2,182.87	1,306.98	1,600.34	1,255.55	1,997.37	795.50	345.78	855.47	2,240.48	338.10	709.73	15,305.72
Total Minor Operated Cost of Sales	2,292.26	2,397.77	1,550.22	2,370.97	1,978.90	2,130.14	1,168.88	770.75	1,394.43	2,690.48	451.32	1,120.24	20,316.36
Total Minor Operated Profit (Loss)	4,300.41	2,217.40	3,263.41	2,306.59	1,873.44	3,312.49	3,373.55	4,733.37	3,673.60	813.97	7,921.55	1,761.54	39,551.32

Company: TOKS Associates LLC Property: Hotel Topeka at City Center

P&L - Dual Summary T-12

As of 9/30/2023

	Oct 2022 (Actual)	Nov 2022 (Actual)	Dec 2022 (Actual)	Jan 2023 (Actual)	Feb 2023 (Actual)	Mar 2023 (Actual)	Apr 2023 (Actual)	May 2023 (Actual)	Jun 2023 (Actual)	Jul 2023 (Actual)	Aug 2023 (Actual)	Sep 2023 (Actual)	Total (Mixed)
A&G													
Expenses													
Payroll Expense													
Salaries and Wages													
A&G Managers	16,086.05	13,824.23	14,049.44	15,360.58	14,045.02	14,883.00	15,329.65	12,209.37	13,043.95	14,637.35	15,329.66	14,142.84	172,941.14
Total A&G Management	16,086.05	13,824.23	14,049.44	15,360.58	14,045.02	14,883.00	15,329.65	12,209.37	13,043.95	14,637.35	15,329.66	14,142.84	172,941.14
Administrative Assistant	0.00	0.00	0.00	0.00	0.00	0.00	0.00	0.00	0.00	0.00	0.00	0.00	1,189.28
Total A&G Non-Management	0.00	0.00	0.00	0.00	0.00	0.00	0.00	0.00	0.00	0.00	0.00	0.00	1,189.28
Total A&G Salaries and Wages	16,086.05	13,824.23	14,049.44	15,360.58	14,045.02	14,883.00	15,329.65	12,209.37	13,043.95	14,637.35	15,329.66	15,332.12	174,130.42
PR Taxes and Benefits													
FICA	1,235.35	1,134.34	1,173.34	1,239.90	1,074.68	1,223.53	1,200.57	1,040.88	995.50	1,254.49	1,206.32	1,242.52	14,021.42
Federal Unemployment Tax	16.79	11.10	8.99	-165.91	61.72	44.88	26.36	11.34	14.12	14.55	11.61	12.44	67.99
State Unemployment Tax	66.74	95.26	93.27	502.37	363.61	330.83	285.16	211.60	171.17	118.42	107.94	120.29	2,466.66
Total Payroll Taxes	1,318.88	1,240.70	1,275.60	1,576.36	1,500.01	1,599.24	1,512.09	1,263.82	1,180.79	1,387.46	1,325.87	1,375.25	16,556.07
Holiday	0.00	530.85	384.62	692.31	0.00	0.00	0.00	0.00	692.31	692.31	0.00	692.31	3,684.71
Vacation	0.00	0.00	615.38	0.00	0.00	0.00	0.00	3,076.92	1,230.77	0.00	0.00	0.00	4,923.07
Total Supplemental Pay	0.00	530.85	1,000.00	692.31	0.00	0.00	0.00	3,076.92	1,923.08	692.31	0.00	692.31	8,607.78
Worker's Compensation	1,414.80	1,062.97	1,191.27	1,088.96	977.71	865.88	891.54	845.43	897.15	5,959.56	838.86	816.45	16,850.58
Group Insurance	18.15	-30.85	31.51	0.00	0.00	0.00	0.00	0.00	0.00	0.00	0.00	0.00	18.81
Bonus and Incentive Pay	0.00	0.00	0.00	0.00	0.00	9,000.00	0.00	0.00	0.00	0.00	0.00	0.00	9,000.00
Other Benefits	0.00	0.00	26.52	0.00	0.00	0.00	0.00	0.00	0.00	0.00	0.00	0.00	26.52
Total Other Benefits	1,432.95	1,032.12	1,249.30	1,088.96	977.71	9,865.88	891.54	845.43	897.15	5,959.56	838.86	816.45	25,895.91
Total A&G PR Taxes and Benefits	2,751.83	2,803.67	3,524.90	3,357.63	2,477.72	11,465.12	2,403.63	5,186.17	4,001.02	8,039.33	2,164.73	2,884.01	51,059.76
Total A&G Payroll	18,837.88	16,627.90	17,574.34	18,718.21	16,522.74	26,348.12	17,733.28	17,395.54	17,044.97	22,676.68	17,494.39	18,216.13	225,190.18
Other Expenses													
Bad Debt Provision	2,357.62	335.35	414.41	289.65	442.45	698.29	225.16	1,396.37	872.94	859.62	230.34	128.98	8,251.18
Bank Charges	229.97	0.00	0.00	0.00	0.00	0.00	0.00	0.00	0.00	0.00	0.00	0.00	229.97
Cash Over/Short	80.23	-147.87	-2.70	-5.93	-4.99	410.58	-66.48	-115.58	-6.50	-146.80	23.89	-10.75	7.10
Central Office - Travel Rebilled	0.00	578.34	706.34	703.90	487.67	0.00	0.00	0.00	0.00	669.61	0.00	0.00	3,145.86
Central Office - Accounting Fees	1,000.00	1,000.00	1,000.00	1,000.00	1,000.00	1,000.00	1,000.00	1,000.00	1,000.00	1,000.00	1,000.00	1,000.00	12,000.00
Credit Card Commission	16,859.40	12,324.13	7,049.31	11,248.03	8,703.47	12,222.23	12,905.20	9,336.03	11,442.71	11,695.53	10,254.83	14,422.15	138,463.02
Dues and Subscriptions	0.00	0.00	233.70	765.00	0.00	850.80	0.00	0.00	251.10	0.00	0.00	317.65	2,418.25
Employee Relations	2,073.27	1,235.71	3,604.33	1,448.65	748.06	2,213.38	251.03	606.54	1,275.46	522.45	507.19	1,214.36	15,700.43
Equipment Rental	405.09	416.01	416.01	405.09	405.09	405.09	405.84	405.09	405.84	405.84	405.84	405.84	4,886.67
Meals and Entertainment	0.00	0.00	0.00	0.00	0.00	77.70	55.21	0.00	0.00	0.00	0.00	0.00	132.91
Miscellaneous Expense	0.00	-5.01	180.13	808.14	395.95	348.38	271.50	654.77	93.09	22.63	4.92	150.77	2,925.27
Operating Supplies	1,027.20	216.32	682.61	1,354.50	674.26	1,033.97	812.50	845.28	489.16	398.36	570.92	785.59	8,890.67
Payroll Service Fees	1,673.25	1,539.00	1,615.46	1,577.41	1,539.00	38.23	0.00	-4,445.44	1,216.96	1,204.00	1,204.00	1,109.14	8,271.01
Postage	60.23	92.13	139.22	51.06	26.00	25.89	25.45	174.90	157.79	25.12	50.57	194.52	1,022.88
Professional Fees - Legal	0.00	412.50	50.00	540.00	2,195.00	346.00	191.00	946.00	1,234.00	1,378.00	7,026.00	851.00	15,169.50
Professional Fees - Other	0.00	0.00	8,080.00	675.00	0.00	0.00	0.00	0.00	0.00	175.00	125.00	0.00	9,055.00
Recruitment Advertising	0.00	0.00	0.00	1,125.00	900.00	0.00	742.90	0.00	722.70	546.35	567.80	450.00	5,054.75
Security - Outside	4,953.20	5,746.26	2,294.75	4,270.62	4,188.80	5,179.67	5,943.84	2,290.56	6,163.59	2,270.75	8,143.79	6,167.92	57,613.75
Training	1,315.00	0.00	0.00	1,800.00	0.00	2,495.00	0.00	0.00	995.00	995.00	995.00	1,095.00	9,690.00
Travel	330.78	0.00	0.00	0.00	0.00	1,201.27	950.46	0.00	104.28	0.00	0.00	1,899.40	4,486.19
Uniforms	0.00	183.36	0.00	39.29	148.99	29.48	0.00	0.00	14.74	0.00	0.00	232.92	648.78
Total A&G Other Expenses	32,365.24	23,926.23	26,463.57	28,095.41	21,849.75	28,575.96	23,713.61	13,094.52	26,432.86	22,021.46	31,110.09	30,414.49	308,063.19
Total A&G Expenses	51,203.12	40,554.13	44,037.91	46,813.62	38,372.49	54,924.08	41,446.89	30,490.06	43,477.83	44,698.14	48,604.48	48,630.62	533,253.37

Company: TOKS Associates LLC Property: Hotel Topeka at City Center
P&L - Dual Summary T-12
As of 9/30/2023

	Oct 2022 (Actual)	Nov 2022 (Actual)	Dec 2022 (Actual)	Jan 2023 (Actual)	Feb 2023 (Actual)	Mar 2023 (Actual)	Apr 2023 (Actual)	May 2023 (Actual)	Jun 2023 (Actual)	Jul 2023 (Actual)	Aug 2023 (Actual)	Sep 2023 (Actual)	Total (Mixed)
IT													
Expenses													
Payroll Expense													
Salaries and Wags													
Total IT Management	0.00	0.00	0.00	0.00	0.00	0.00	0.00	0.00	0.00	0.00	0.00	0.00	0.00
Total IT Non-Management	0.00	0.00	0.00	0.00	0.00	0.00	0.00	0.00	0.00	0.00	0.00	0.00	0.00
Total IT Salaries and Wages	0.00	0.00	0.00	0.00	0.00	0.00	0.00	0.00	0.00	0.00	0.00	0.00	0.00
PR Taxes and Benefits													
Total Payroll Taxes	0.00	0.00	0.00	0.00	0.00	0.00	0.00	0.00	0.00	0.00	0.00	0.00	0.00
Total Supplemental Pay	0.00	0.00	0.00	0.00	0.00	0.00	0.00	0.00	0.00	0.00	0.00	0.00	0.00
Total Other Benefits	0.00	0.00	0.00	0.00	0.00	0.00	0.00	0.00	0.00	0.00	0.00	0.00	0.00
Total IT PR Taxes and Benefits	0.00	0.00	0.00	0.00	0.00	0.00	0.00	0.00	0.00	0.00	0.00	0.00	0.00
Total IT Payroll	0.00	0.00	0.00	0.00	0.00	0.00	0.00	0.00	0.00	0.00	0.00	0.00	0.00
Cost of Services													
Cost of Cell Phones	420.00	295.00	180.00	240.00	295.00	180.00	240.00	180.00	240.00	240.00	240.00	180.00	2,930.00
Cost of Internet Services	2,048.00	1,442.46	7,662.44	2,048.49	2,048.49	2,048.49	2,075.79	2,048.49	2,048.49	2,049.59	2,049.59	2,049.59	29,619.91
Cost of Calls	3,260.55	3,385.03	10,887.38	2,641.39	2,704.87	2,751.99	2,748.92	2,740.33	2,648.29	2,697.56	2,665.47	2,656.97	41,788.75
Total IT Cost of Services	5,728.55	5,122.49	18,729.82	4,929.88	5,048.36	4,980.48	5,064.71	4,968.82	4,936.78	4,987.15	4,955.06	4,886.56	74,338.66
System Costs													
Administrative & General	540.71	540.71	556.67	556.67	556.67	720.39	720.39	2,379.47	721.71	721.71	721.71	721.71	9,458.52
Food & Beverage	562.54	562.54	562.54	562.54	565.85	565.85	1,089.77	565.85	565.85	565.85	588.50	588.50	7,346.18
Hardware	0.00	0.00	0.00	102.62	48.18	48.18	48.18	48.16	0.00	48.16	48.16	48.16	439.80
Human Resources	0.00	0.00	0.00	537.00	324.53	268.50	134.50	134.50	134.50	134.50	134.50	0.00	1,802.53
Information Security	55.00	0.00	55.00	55.00	722.50	55.00	55.00	55.00	55.00	55.00	55.00	55.00	1,272.50
Information Systems	2,183.61	1,637.25	2,194.26	1,637.25	1,637.25	1,637.25	1,637.25	1,637.25	1,640.25	1,640.25	1,640.25	1,640.25	20,762.37
Property Ops & Maintenance	305.62	305.62	305.62	366.74	366.74	366.74	366.74	366.74	367.42	367.42	367.42	367.42	4,220.24
Rooms	2,527.12	2,527.12	2,527.12	2,527.12	2,636.27	2,527.12	2,603.45	2,527.12	2,692.43	2,648.78	2,639.76	2,657.80	31,041.21
Sales & Marketing	0.00	333.33	333.33	333.33	333.33	333.33	333.33	333.33	333.33	333.33	984.07	984.23	4,968.27
Total IT Systems	6,174.60	5,906.57	6,534.54	6,678.27	7,191.32	6,522.36	6,988.61	8,047.42	6,510.49	6,515.00	7,179.37	7,063.07	81,311.62
Other Expenses													
Total IT Other Expenses	0.00	0.00	0.00	0.00	0.00	0.00	0.00	0.00	0.00	0.00	0.00	0.00	0.00
Total IT Expenses	11,903.15	11,029.06	25,264.36	11,608.15	12,239.68	11,502.84	12,053.32	13,016.24	11,447.27	11,502.15	12,134.43	11,949.63	155,650.28

Company: TOKS Associates LLC Property: Hotel Topeka at City Center

P&L - Dual Summary T-12

As of 9/30/2023

	Oct 2022 (Actual)	Nov 2022 (Actual)	Dec 2022 (Actual)	Jan 2023 (Actual)	Feb 2023 (Actual)	Mar 2023 (Actual)	Apr 2023 (Actual)	May 2023 (Actual)	Jun 2023 (Actual)	Jul 2023 (Actual)	Aug 2023 (Actual)	Sep 2023 (Actual)	Total (Mixed)
S&M													
Expenses													
Payroll Expense													
Salaries and Wages													
Division Management	0.00	0.00	0.00	0.00	4,030.22	9,972.52	10,420.33	8,689.56	8,503.30	8,062.64	10,420.32	8,503.31	68,602.20
Sales Managers	9,586.56	4,132.55	7,595.06	10,139.55	5,380.49	3,276.10	3,832.42	3,832.42	2,030.22	4,215.93	3,558.79	4,203.30	61,783.39
Total S&M Management	9,586.56	4,132.55	7,595.06	10,139.55	9,410.71	13,248.62	14,252.75	12,521.98	10,533.52	12,278.57	13,979.11	12,706.61	130,385.59
Administrative Assistant	0.00	0.00	0.00	394.16	2,459.90	3,005.26	2,719.08	3,325.34	1,329.10	0.00	0.00	0.00	13,232.84
Total S&M Non-Management	0.00	0.00	0.00	394.16	2,459.90	3,005.26	2,719.08	3,325.34	1,329.10	0.00	0.00	0.00	13,232.84
Total S&M Salaries and Wages	9,586.56	4,132.55	7,595.06	10,533.71	11,870.61	16,253.88	16,971.83	15,847.32	11,862.62	12,278.57	13,979.11	12,706.61	143,618.43
PR Taxes and Benefits													
FICA	747.45	376.63	673.73	832.59	574.95	1,036.02	991.69	1,024.20	847.78	756.56	904.81	832.00	9,598.41
Federal Unemployment Tax	14.53	8.93	7.77	95.66	55.00	45.48	27.51	16.36	14.81	13.20	11.39	11.35	321.99
State Unemployment Tax	-32.16	732.93	-76.37	329.33	324.27	224.64	180.95	115.02	66.12	107.58	0.00	0.00	1,972.31
Total Payroll Taxes	729.82	1,118.49	605.13	1,257.58	954.22	1,306.14	1,200.15	1,155.58	928.71	877.34	916.20	843.35	11,892.71
Holiday	0.00	546.15	0.00	546.15	0.00	0.00	0.00	0.00	794.92	823.07	0.00	626.92	3,337.21
Vacation	3,486.15	0.00	0.00	0.00	0.00	0.00	0.00	0.00	842.31	1,730.77	0.00	842.31	6,901.54
Total Supplemental Pay	3,486.15	546.15	0.00	546.15	0.00	0.00	0.00	0.00	1,637.23	2,553.84	0.00	1,469.23	10,238.75
Worker's Compensation	1,209.72	0.00	1,013.24	958.55	927.15	895.59	964.13	1,109.98	1,021.01	5,454.08	759.63	705.09	15,018.17
Group Insurance	192.85	1,742.02	-2,066.63	184.38	184.38	184.38	-331.62	-73.52	184.59	3.27	353.49	-368.82	188.77
Bonus and Incentive Pay	0.00	0.00	0.00	0.00	4,532.00	0.00	0.00	3,650.00	0.00	0.00	0.00	0.00	8,182.00
Total Other Benefits	1,402.57	1,742.02	-1,053.39	1,142.93	5,643.53	1,079.97	632.51	4,686.46	1,205.60	5,457.35	1,113.12	336.27	23,388.94
Total S&M PR Taxes and Benefits	5,618.54	3,406.66	-448.26	2,946.66	6,597.75	2,386.11	1,832.66	5,842.04	3,771.54	8,888.53	2,029.32	2,648.85	45,520.40
Total S&M Payroll	15,205.10	7,539.21	7,146.80	13,480.37	18,468.36	18,639.99	18,804.49	21,689.36	15,634.16	21,167.10	16,008.43	15,355.46	189,138.83
Other Expenses													
Advertising General	1,146.76	0.00	500.00	0.00	500.00	150.00	1,300.00	500.00	0.00	500.00	500.00	0.00	5,096.76
Advertising Web/Internet	1,373.75	822.50	1,718.00	1,400.00	1,282.00	1,205.00	1,607.50	1,782.50	1,463.00	1,670.50	3,037.00	2,105.00	19,466.75
Contract Labor	0.00	0.00	0.00	0.00	0.00	0.00	0.00	0.00	500.00	0.00	0.00	0.00	500.00
Dues and Subscriptions	8,874.83	5,998.34	5,635.21	2,200.33	7,150.22	9,810.62	10,200.72	7,428.15	7,855.06	6,929.34	8,770.31	3,310.76	84,163.89
Magazine - Advertising	800.00	0.00	500.00	500.00	0.00	500.00	0.00	500.00	0.00	0.00	0.00	0.00	2,800.00
Meals and Entertainment	44.16	0.00	0.00	0.00	0.00	50.52	0.00	0.00	0.00	0.00	344.83	0.00	439.51
Operating Supplies	0.00	0.00	0.00	0.00	174.62	0.00	0.00	0.00	0.00	0.00	0.00	0.00	174.62
Printing and Stationery	0.00	0.00	0.00	0.00	0.00	0.00	0.00	0.00	0.00	0.00	39.37	0.00	39.37
Promotions - In-house	1,968.00	1,356.00	241.10	5,939.89	3,589.54	0.00	156.00	0.00	0.00	0.00	0.00	0.00	13,250.53
Radio & Television Advertising	0.00	0.00	0.00	0.00	0.00	0.00	0.00	0.00	0.00	0.00	0.00	125.00	125.00
Training	0.00	0.00	0.00	0.00	0.00	1,500.00	0.00	0.00	0.00	0.00	0.00	0.00	1,500.00
Travel	430.26	444.60	0.00	0.00	0.00	1,412.08	0.00	0.00	0.00	0.00	436.38	0.00	2,723.32
Total S&M Other Expenses	14,637.76	8,621.44	8,594.31	10,040.22	12,696.38	14,628.22	13,264.22	10,210.65	9,818.06	9,099.84	13,127.89	5,540.76	130,279.75
Total S&M Expenses	29,842.86	16,160.65	15,741.11	23,520.59	31,164.74	33,268.21	32,068.71	31,900.01	25,452.22	30,266.94	29,136.32	20,896.22	319,418.58

Company: TOKS Associates LLC Property: Hotel Topeka at City Center
P&L - Dual Summary T-12
As of 9/30/2023

	Oct 2022 (Actual)	Nov 2022 (Actual)	Dec 2022 (Actual)	Jan 2023 (Actual)	Feb 2023 (Actual)	Mar 2023 (Actual)	Apr 2023 (Actual)	May 2023 (Actual)	Jun 2023 (Actual)	Jul 2023 (Actual)	Aug 2023 (Actual)	Sep 2023 (Actual)	Total (Mixed)
R&M Expenses													
Payroll Expense													
Salaries and Wages													
Division Management	5,280.23	4,820.33	5,331.33	5,041.76	4,769.24	5,109.90	5,280.23	5,280.23	4,871.43	5,041.76	5,280.23	4,871.43	60,978.10
Total R&M Management	5,280.23	4,820.33	5,331.33	5,041.76	4,769.24	5,109.90	5,280.23	5,280.23	4,871.43	5,041.76	5,280.23	4,871.43	60,978.10
Engineers 1	7,993.66	8,494.05	9,046.57	10,415.26	8,816.90	9,857.88	10,122.87	9,371.09	10,339.80	9,020.26	12,013.89	11,835.47	117,327.70
Total R&M Non-Management	7,993.66	8,494.05	9,046.57	10,415.26	8,816.90	9,857.88	10,122.87	9,371.09	10,339.80	9,020.26	12,013.89	11,835.47	117,327.70
Total R&M Salaries and Wages	13,273.89	13,314.38	14,377.90	15,457.02	13,586.14	14,967.78	15,403.10	14,651.32	15,211.23	14,062.02	17,294.12	16,706.90	178,305.80
PR Taxes and Benefits													
FICA	1,023.54	1,087.80	1,210.45	1,245.79	1,044.01	1,261.94	1,206.22	1,241.04	1,231.27	1,208.65	1,358.57	1,366.11	14,485.39
Federal Unemployment Tax	13.24	11.26	9.15	109.43	59.66	45.17	26.44	13.94	16.47	12.94	13.31	13.31	344.95
State Unemployment Tax	117.18	120.42	94.75	510.65	351.54	332.94	286.43	253.62	201.17	113.13	121.78	131.43	2,635.04
Total Payroll Taxes	1,153.96	1,219.48	1,314.35	1,865.87	1,455.21	1,640.05	1,519.09	1,508.60	1,448.91	1,335.72	1,493.29	1,510.85	17,465.38
Holiday	0.00	501.18	262.72	763.90	0.00	0.00	0.00	0.00	501.18	501.18	0.00	621.18	3,151.34
Vacation	3,415.17	788.16	0.00	0.00	0.00	0.00	0.00	656.80	525.44	1,839.04	1,050.88	0.00	8,275.49
Total Supplemental Pay	3,415.17	1,289.34	262.72	763.90	0.00	0.00	0.00	656.80	1,026.62	2,340.22	1,050.88	621.18	11,426.83
Worker's Compensation	1,055.18	869.06	1,000.51	943.50	808.47	848.11	893.95	967.44	990.13	6,252.01	856.25	975.26	16,459.87
Group Insurance	1,941.42	2,249.07	-2,554.81	3,780.58	1,497.68	1,445.54	3,274.04	311.79	1,414.04	1,320.78	1,794.64	1,057.94	17,532.71
Bonus and Incentive Pay	0.00	0.00	0.00	0.00	150.00	824.00	0.00	0.00	0.00	0.00	0.00	0.00	974.00
Other Benefits	0.00	0.00	0.00	23.92	11.96	0.00	0.00	0.00	0.00	0.00	11.96	11.96	59.80
Total Other Benefits	2,996.60	3,118.13	-1,554.30	4,748.00	2,468.11	3,117.65	4,167.99	1,279.23	2,404.17	7,572.79	2,662.85	2,045.16	35,026.38
Total R&M PR Taxes and Benefits	7,565.73	5,626.95	22.77	7,377.77	3,923.32	4,757.70	5,687.08	3,444.63	4,879.70	11,248.73	5,207.02	4,177.19	63,918.59
Total R&M Payroll	20,839.62	18,941.33	14,400.67	22,834.79	17,509.46	19,725.48	21,090.18	18,095.95	20,090.93	25,310.75	22,501.14	20,884.09	242,224.39
Other Expenses													
Air Conditioning and Refrigeration	3,515.27	8,742.28	1,817.10	3,221.28	0.00	2,085.81	2,085.16	1,799.51	8,368.80	0.00	2,875.62	0.00	34,510.83
Building	527.60	390.87	1,401.30	0.00	109.38	719.38	169.18	0.00	54.68	290.38	760.39	892.13	5,315.29
Curtains and Drapes	0.00	0.00	0.00	103.50	0.00	0.00	0.00	0.00	0.00	0.00	0.00	0.00	103.50
Dues and Subscriptions	0.00	0.00	0.00	0.00	0.00	0.00	302.40	0.00	0.00	0.00	0.00	0.00	302.40
Electric Bulbs	975.83	939.77	0.00	1,625.99	270.93	665.76	712.89	820.90	811.64	550.14	251.90	532.23	8,157.98
Electrical and Mechanical	1,232.95	521.81	1,120.91	196.45	475.86	572.92	2,850.55	144.77	358.03	185.79	138.95	577.12	8,376.11
Elevator Maintenance Contracts	1,589.50	1,589.50	3,029.95	1,440.45	1,440.45	1,440.45	1,440.45	1,440.45	1,443.09	1,443.00	3,843.18	6,387.53	26,528.00
Equipment Rental	69.30	69.30	0.00	0.00	0.00	0.00	0.00	0.00	0.00	0.00	0.00	0.00	69.30
Fire Safety Equipment	1,052.31	1,917.97	7,092.56	4,654.88	1,788.89	4,933.10	0.00	1,496.02	1,953.84	1,373.49	7,434.49	5,464.94	39,162.49
Floor and Carpet Maintenance	229.74	0.00	0.00	0.00	0.00	127.38	0.00	0.00	0.00	0.00	0.00	0.00	357.12
Furniture	0.00	0.00	0.00	66.33	0.00	98.28	0.00	0.00	0.00	0.00	0.00	0.00	164.61
Grounds and Landscaping	3,380.26	2,848.04	2,406.95	4,920.83	3,660.83	2,810.83	2,810.83	3,217.36	2,810.83	4,266.83	2,810.83	2,810.83	38,755.25
Indoor Plant Maintenance	620.72	620.72	0.00	1,241.44	620.72	1,241.44	621.87	621.87	621.87	621.87	621.87	621.87	8,076.26
Kitchen Equipment Repairs	33.43	7,959.28	3,252.07	604.64	0.00	0.00	0.00	0.00	0.00	2,690.49	256.98	459.27	15,256.16
Laundry Equipment Repairs	0.00	0.00	0.00	0.00	1,400.48	0.00	2,675.20	0.00	1,182.88	1,453.41	1,847.72	1,730.26	10,289.95
Licenses/Permits	0.00	0.00	0.00	120.00	0.00	0.00	0.00	0.00	0.00	0.00	0.00	0.00	120.00
Miscellaneous Expense	398.80	0.00	141.90	40.50	294.45	0.00	284.06	142.16	141.90	0.00	431.17	142.16	2,017.10
Operating Supplies	224.94	1,460.52	434.87	876.12	1,094.03	1,161.51	155.76	660.36	2,051.89	844.78	512.00	758.88	10,235.66
Painting and Decorating	156.80	193.31	24.34	21.80	951.32	191.72	0.00	38.71	0.00	0.00	0.00	393.10	1,971.10
Pest Control	0.00	5,127.88	1,188.64	2,170.98	1,761.67	2,416.57	2,503.04	2,503.02	1,682.90	2,134.11	1,518.88	2,174.98	25,182.67
Plumbing and Heating	3,538.56	8,326.37	925.72	4,526.72	5,398.25	847.99	3,200.29	706.40	223.41	429.81	589.31	1,447.16	30,159.99
Pool Service- Contract	436.27	651.44	487.55	436.27	436.27	631.88	475.53	476.41	738.37	476.41	476.41	476.41	6,199.22
Tools	152.45	747.95	183.09	358.30	228.04	454.91	47.11	893.94	73.35	0.00	265.34	165.16	3,569.64
Travel	0.00	795.95	0.00	0.00	0.00	0.00	0.00	0.00	0.00	0.00	0.00	0.00	795.95
Uniforms	61.11	9.28	0.00	0.00	0.00	0.00	0.00	0.00	0.00	0.00	0.00	50.26	120.65
Waste Removal	687.85	1,907.48	1,535.20	601.00	-59.00	633.48	728.62	848.10	643.02	611.00	611.00	202.90	8,950.65
Total R&M Other Expenses	18,814.39	44,819.72	25,042.15	27,227.48	19,872.57	21,033.41	21,062.94	15,809.98	23,160.50	17,371.51	25,246.04	25,287.19	284,747.88
Total R&M Expenses	39,654.01	63,761.05	39,442.82	50,062.27	37,382.03	40,758.89	42,153.12	33,905.93	43,251.43	42,682.26	47,747.18	46,171.28	526,972.27

Company: TOKS Associates LLC Property: Hotel Topeka at City Center
P&L - Dual Summary T-12
As of 9/30/2023

	Oct 2022 (Actual)	Nov 2022 (Actual)	Dec 2022 (Actual)	Jan 2023 (Actual)	Feb 2023 (Actual)	Mar 2023 (Actual)	Apr 2023 (Actual)	May 2023 (Actual)	Jun 2023 (Actual)	Jul 2023 (Actual)	Aug 2023 (Actual)	Sep 2023 (Actual)	Total (Mixed)
Utilities													
Water	12,665.43	8,647.80	6,537.39	5,068.79	9,692.72	8,537.10	8,643.25	8,057.76	6,698.24	6,492.46	5,017.24	6,154.23	92,212.41
Electricity	25,041.02	24,331.10	22,766.32	18,394.14	24,326.86	24,606.91	20,056.34	22,846.60	21,605.67	25,293.56	27,736.40	24,821.97	281,826.89
Fuel - Oil	0.00	0.00	482.85	0.00	0.00	0.00	0.00	0.00	0.00	0.00	0.00	0.00	482.85
Gas - Natural HLP	14,835.57	9,975.23	16,876.48	24,115.86	24,203.86	24,811.72	21,136.25	11,434.27	4,585.31	7,782.90	1,712.89	3,144.23	164,614.57
Total Utilities	52,542.02	42,954.13	46,663.04	47,578.79	58,223.44	57,955.73	49,835.84	42,338.63	32,889.22	39,568.92	34,466.53	34,120.43	539,136.72

Company: TOKS Associates LLC Property: Hotel Topeka at City Center
P&L - Dual Summary T-12
As of 9/30/2023

	Oct 2022 (Actual)	Nov 2022 (Actual)	Dec 2022 (Actual)	Jan 2023 (Actual)	Feb 2023 (Actual)	Mar 2023 (Actual)	Apr 2023 (Actual)	May 2023 (Actual)	Jun 2023 (Actual)	Jul 2023 (Actual)	Aug 2023 (Actual)	Sep 2023 (Actual)	Total (Mixed)
Fixed													
Real Estate Taxes	30,563.16	30,563.16	19,086.68	23,443.36	23,743.36	23,443.36	23,443.36	67,211.03	23,443.36	23,443.36	23,443.36	23,443.36	335,270.91
Total Taxes	30,563.16	30,563.16	19,086.68	23,443.36	23,743.36	23,443.36	23,443.36	67,211.03	23,443.36	23,443.36	23,443.36	23,443.36	335,270.91
Insurance	0.00	0.00	0.00	0.00	0.00	0.00	0.00	0.00	0.00	0.00	530.41	0.00	530.41
Insurance - Crime	0.00	1,552.83	1,552.83	1,552.83	1,552.83	1,552.83	1,552.83	1,552.83	1,552.83	1,552.87	1,083.50	1,083.50	16,142.51
Insurance - Employment	0.00	0.00	0.00	0.00	0.00	0.00	0.00	0.00	0.00	0.00	0.00	327.83	327.83
Insurance - General Liability	7,434.66	4,358.33	4,358.33	4,358.34	4,358.32	4,358.34	4,358.34	4,458.33	4,358.33	4,358.34	5,383.92	5,586.50	57,730.08
Insurance - Property	9,213.58	9,213.58	9,213.58	9,213.58	9,213.58	9,213.58	9,213.58	9,213.62	12,392.58	12,392.58	12,392.58	12,392.58	120,100.00
Insurance - Umbrella	2,980.41	1,427.58	1,427.58	1,427.58	1,427.58	1,427.58	1,427.58	1,427.58	1,427.58	1,427.62	1,771.50	1,771.50	19,371.67
Total Insurance	19,628.65	16,552.32	16,552.32	16,552.33	16,552.31	16,552.33	16,552.33	16,652.32	16,552.36	19,731.41	21,161.91	21,161.91	214,202.50
Total Leases & Rent	0.00	0.00	0.00	0.00	0.00	0.00	0.00	0.00	0.00	0.00	0.00	0.00	0.00
Management Fee - Base	13,988.57	12,324.62	5,000.00	10,165.54	9,683.10	13,392.79	11,214.60	6,553.63	9,049.93	7,720.43	6,869.54	13,282.27	119,245.02
Total Management Fees	13,988.57	12,324.62	5,000.00	10,165.54	9,683.10	13,392.79	11,214.60	6,553.63	9,049.93	7,720.43	6,869.54	13,282.27	119,245.02
Capital Reserve	0.00	0.00	0.00	0.00	0.00	0.00	7,186.00	18,772.70	0.00	0.00	0.00	0.00	25,958.70
Prior Owner's Expense	0.00	0.00	0.00	0.00	0.00	0.00	0.00	-3,513.09	0.00	0.00	0.00	0.00	-3,513.09
Total Other Non-Operating	0.00	0.00	0.00	0.00	0.00	0.00	7,186.00	15,259.61	0.00	0.00	0.00	0.00	22,445.61



Trial Balance



TOKS Associates LLC

Trial Balance

Period from 9/1/2023 to 9/30/2023

Year from 1/1/2023 to 9/30/2023

Hide Zero Amounts

Account #	Account Name	Period To Date	Year To Date
1000500.000	House Banks/Safe	0.00	5,000.00
1005000.000	Operating Account	76,642.05	542,251.99
1100000.000	A/R Guest Ledger	-9,323.93	11,217.43
1100200.000	A/R City Ledger	129,320.05	178,977.07
1110000.000	A/R Other	0.00	4,408.34
1200000.000	Inventory - Food	-1,048.89	20,296.35
1205000.000	Inventory - Beverage	207.32	8,226.94
1210000.000	Inventory - Gift Shop	498.83	2,958.56
1400000.000	Prepaid Property Insurance	-9,125.56	82,708.30
1402500.000	Prepaid Insurance - Workers Compensation	-6,051.91	10,910.18
1410000.000	Prepaid Maintenance Contracts	2,886.18	5,697.01
1417500.000	Prepaid Dues and Subscriptions	-2,203.97	15,004.23
1425000.000	Prepaid Expense - Other	-4,754.72	4,203.37
2002000.000	Accounts Payable-Trade	-14,946.74	-43,928.60
2015000.000	Accrued Expense - Other	-12,921.73	-40,309.81
2065000.000	Accrued Utilities - Electric	2,346.41	-24,087.21
2145000.000	Accrued Real Estate Taxes	-23,443.36	-210,990.24
2175000.000	Advance Deposits	17,003.91	-23,827.47
2195000.000	Deferred Gift Certificates	0.00	-401.99
2400000.000	Accrued Payroll - Salaries and Wages	-11,250.62	-65,896.48
2602500.000	Sales Tax - Rooms	-4,924.09	-22,959.89
2605000.000	Sales Tax - F & B	-8,454.28	-13,256.53
2610000.000	Occupancy Tax - City	-6,559.99	-20,966.62
2612500.000	Occupancy Tax - County	0.00	-368.00
2632500.000	Sales Tax - Liquor Sales	-310.31	-877.46
2647500.000	Use Tax	-11.07	-244.45
2900000.000	Equity - Partner	0.00	-1,240,491.30
2945000.000	Cummulative Deficit - Prior Owner	0.00	122,828.92
2965000.000	Equity - Retained Earnings Prior Years	0.00	458,653.11
103000700.000	Corporate Transient	-310.37	-450.08
103001200.000	Leisure Package Transient	-84.00	-962.00
103001400.000	Internet/E-Commerce	-26,059.30	-300,501.65
103001450.000	E-Commerce Opaque	0.00	-320.71
103009800.000	Adjustments Service	0.00	4,404.95
103010200.000	Government Transient	-10,045.00	-89,126.79
103010300.000	Rack Transient	-63,000.36	-591,747.40
103010500.000	Local Negotiated Transient	-2,744.00	-32,068.40
103011300.000	Corporate Group	0.00	-7,656.72
103011500.000	Government Group	-26,698.00	-144,078.53
103011700.000	Association Group	-77,324.00	-301,600.00
103012000.000	SMERF Group	-98,414.95	-711,748.84
103013800.000	Pet/Smoking/Damage Fees	-497.00	-23,902.71
103013900.000	Cot/Rollaway Revenue	0.00	-340.00
105000500.000	Front Office Management	0.00	29,258.20
105001000.000	Housekeeping Management	305.77	33,699.34
105100500.000	Front Office Agents	14,067.34	104,859.90
105101500.000	Night Auditors	3,404.11	26,302.20

TOKS Associates LLC

Trial Balance

Period from 9/1/2023 to 9/30/2023

Year from 1/1/2023 to 9/30/2023

Hide Zero Amounts

Account #	Account Name	Period To Date	Year To Date
105105000.000	Housekeeping Supervisors	2,846.22	27,725.32
105105500.000	Room Attendants	7,543.39	102,294.68
105106000.000	Housepersons	7,058.73	59,358.57
105107000.000	Public Area Attendants	0.00	17,361.86
105109000.000	Laundry Attendants	8,373.51	46,901.85
105700000.000	FICA	3,353.28	35,094.93
105700500.000	Federal Unemployment Tax	33.13	1,040.23
105701000.000	State Unemployment Tax	323.67	7,556.68
105701500.000	Worker's Compensation	1,953.28	34,924.56
105800000.000	Group Insurance	788.13	12,498.60
105800500.000	Vacation	295.44	6,108.18
105801000.000	Holiday	1,340.16	9,257.53
105801500.000	Sick Pay	998.41	1,215.93
105803000.000	Bonus and Incentive Pay	84.00	7,679.00
105803500.000	Other Benefits	0.00	107.64
106225000.000	Cleaning Supplies	447.95	5,065.39
106250000.000	Contract Labor	6,345.79	41,131.77
106300000.000	Dues and Subscriptions	0.00	1,438.83
106435000.000	Guest Supplies	1,706.65	17,861.56
106530000.000	Laundry	1,946.00	13,524.92
106550000.000	Linen	2,314.74	13,267.98
106590000.000	Miscellaneous Expense	0.00	26.65
106630000.000	Operating Supplies	1,289.73	29,467.10
106793000.000	Rooms Promotion	12,330.08	45,258.10
106855000.000	Television Cable	4,058.89	36,543.01
106890000.000	Travel Agent Comm - Group Rooms	0.00	4,997.68
106895000.000	Travel Agent Comm - Transient Rooms	2,436.92	27,820.46
106900000.000	Uniforms	133.74	1,476.96
204000100.000	Food Purchases	33,291.76	208,604.69
204000200.000	Beverage Purchases	2,099.76	27,840.17
205002500.000	Kitchen Management	5,303.57	49,438.14
205210000.000	Cooks-Line Cooks	5,737.67	48,201.03
205216000.000	Stewards-Warewashing	3,654.96	31,262.06
205800000.000	Group Insurance	0.00	1,091.13
205801500.000	Sick Pay	0.00	459.52
205803000.000	Bonus and Incentive Pay	0.00	900.00
205803500.000	Other Benefits	11.96	59.80
206150000.000	Audio Visual Supplies	4,916.39	6,353.01
206166000.000	Banquet Expense	8,000.00	77,937.93
206225000.000	Cleaning Supplies	1,511.81	10,310.07
206245000.000	Contract Cleaning	480.00	1,737.90
206250000.000	Contract Labor	8,800.32	50,189.18
206300000.000	Dues and Subscriptions	0.00	500.00
206355000.000	Equipment Rental	1,687.70	14,865.24
206415000.000	Glassware	0.00	56.01
206520000.000	Kitchen/Cooking Fuel	660.59	6,565.83
206525000.000	Kitchen Equipment	0.00	765.56

TOKS Associates LLC

Trial Balance

Period from 9/1/2023 to 9/30/2023

Year from 1/1/2023 to 9/30/2023

Hide Zero Amounts

Account #	Account Name	Period To Date	Year To Date
206545000.000	Licenses/Permits	0.00	7,531.50
206590000.000	Miscellaneous Expense	0.00	3,601.08
206595000.000	Music and Entertainment	0.00	236.83
206640000.000	Paper/Plastic Supplies	930.30	7,938.27
206900000.000	Uniforms	0.00	687.92
213101100.000	Food-Breakfast	-19,145.13	-115,549.92
213101200.000	Food-Lunch	0.00	-5,417.50
213101300.000	Food-Dinner	-1,595.44	-8,530.47
213110100.000	Liquor	-3,129.37	-40,837.79
213110200.000	Beer	-1,523.26	-16,708.76
213110300.000	Wine	-526.00	-5,055.50
215100000.000	Supervisors	1,542.24	12,568.87
215201000.000	Bartenders	214.96	4,274.12
215202000.000	Servers	-566.33	7,355.16
215700000.000	FICA	3,495.36	29,690.87
215700500.000	Federal Unemployment Tax	34.57	841.04
215701000.000	State Unemployment Tax	337.51	6,259.43
215701500.000	Worker's Compensation	1,601.83	25,114.74
215800000.000	Group Insurance	1,063.72	16,252.54
215800500.000	Vacation	573.12	7,702.84
215801000.000	Holiday	2,070.58	9,064.90
243101100.000	Food-Breakfast	-33,205.00	-103,914.86
243101200.000	Food-Lunch	-45,966.00	-202,218.80
243101300.000	Food-Dinner	-22,570.00	-220,576.39
243101600.000	Food-Breaks	-23,114.00	-59,836.49
243101700.000	Food-Reception	-8,681.00	-71,700.00
243109500.000	Food-Adjustments-A&G	0.00	56.26
243110100.000	Liquor	-1,900.48	-27,446.40
243110200.000	Beer	-1,121.52	-17,520.54
243110300.000	Wine	-893.35	-13,375.17
243112100.000	Audio/Visual Income	-13,015.00	-79,599.28
243117000.000	Other Revenue	-38,596.31	-206,803.27
243118000.000	Setup Fee	-8,250.00	-78,292.94
245100000.000	Supervisors	8,092.01	61,647.25
245202000.000	Servers	11,529.95	90,762.74
245219000.000	Banquet Management	4,085.71	38,085.71
453501000.000	Rental Income - Gift Shop	-40.74	-123.43
453505000.000	Guest Laundry	-16.45	-182.40
453508000.000	Vending Commissions-Soda & Snack Machines	-89.72	-1,437.85
453515000.000	In-Room Movie Revenue	-51.56	-1,706.86
453520000.000	Fax/Copies	0.00	-102.30
453523000.000	Other Revenue 3	-423.77	-5,392.95
453525100.000	Gift Shop Sales	-2,091.39	-20,608.78
453528000.000	Cancellation Fee - Rooms	-168.15	-10,291.64
453529000.000	Cancellation Fee - Banquets	0.00	-4,000.00
454515000.000	Cost of Sales - In-Room Movie Revenue	410.51	3,937.79
454525100.000	Cost of Sales - Gift Shop	709.73	10,138.32

TOKS Associates LLC

Trial Balance

Period from 9/1/2023 to 9/30/2023

Year from 1/1/2023 to 9/30/2023

Hide Zero Amounts

Account #	Account Name	Period To Date	Year To Date
525000200.000	Management- A&G	14,142.84	128,981.42
525274500.000	Administrative Assistant	1,189.28	1,189.28
525700000.000	FICA	1,242.52	10,478.39
525700500.000	Federal Unemployment Tax	12.44	31.11
525701000.000	State Unemployment Tax	120.29	2,211.39
525701500.000	Worker's Compensation	816.45	13,181.54
525800500.000	Vacation	0.00	4,307.69
525801000.000	Holiday	692.31	2,769.24
525803000.000	Bonus and Incentive Pay	0.00	9,000.00
526160000.000	Bad Debt Provision	128.98	5,143.80
526205000.000	Cash Over/Short	-10.75	77.44
526212000.000	Central Office - Travel Rebilled	0.00	1,861.18
526213100.000	Central Office - Accounting Fees	1,000.00	9,000.00
526260000.000	Credit Card Commission	14,422.15	102,230.18
526300000.000	Dues and Subscriptions	317.65	2,184.55
526335000.000	Employee Relations	1,214.36	8,787.12
526355000.000	Equipment Rental	405.84	3,649.56
526580000.000	Meals and Entertainment	0.00	132.91
526590000.000	Miscellaneous Expense	150.77	2,750.15
526620000.000	Operating Supplies	785.59	6,964.54
526645000.000	Payroll Service Fees	1,109.14	3,443.30
526700000.000	Postage	194.52	731.30
526715000.000	Professional Fees - Legal	851.00	14,707.00
526716000.000	Professional Fees - Other	0.00	975.00
526770000.000	Recruitment Advertising	450.00	5,054.75
526810000.000	Security - Outside	6,167.92	44,619.54
526875000.000	Training	1,095.00	8,375.00
526885000.000	Travel	1,899.40	4,155.41
526900000.000	Uniforms	232.92	465.42
536100500.000	Cost of Cell Phones	180.00	2,035.00
536100600.000	Cost of Internet Services	2,049.59	18,467.01
536100700.000	Cost of Calls	2,656.97	24,255.79
536200500.000	Administrative & General	721.71	7,820.43
536200530.000	Food & Beverage	588.50	5,658.56
536200550.000	Hardware	48.16	439.80
536200570.000	Human Resources	0.00	1,802.53
536200580.000	Information Security	55.00	1,162.50
536200590.000	Information Systems	1,640.25	14,747.25
536200620.000	Property Ops & Maintenance	367.42	3,303.38
536200630.000	Rooms	2,657.80	23,459.85
536200640.000	Sales & Marketing	984.23	4,301.61
625000100.000	Division Management	8,503.31	68,602.20
625200000.000	Sales Managers	4,203.30	40,469.22
625274500.000	Administrative Assistant	0.00	13,232.84
625700000.000	FICA	832.00	7,800.60
625700500.000	Federal Unemployment Tax	11.35	290.76
625701000.000	State Unemployment Tax	0.00	1,347.91

TOKS Associates LLC

Trial Balance

Period from 9/1/2023 to 9/30/2023

Year from 1/1/2023 to 9/30/2023

Hide Zero Amounts

Account #	Account Name	Period To Date	Year To Date
625701500.000	Worker's Compensation	705.09	12,795.21
625800000.000	Group Insurance	-368.82	320.53
625800500.000	Vacation	842.31	3,415.39
625801000.000	Holiday	626.92	2,791.06
625803000.000	Bonus and Incentive Pay	0.00	8,182.00
626102500.000	Advertising General	0.00	3,450.00
626105700.000	Advertising-Web/Internet	2,105.00	15,552.50
626250000.000	Contract Labor	0.00	500.00
626300000.000	Dues and Subscriptions	3,310.76	63,655.51
626565000.000	Magazine - Advertising	0.00	1,500.00
626580000.000	Meals and Entertainment	0.00	395.35
626620000.000	Operating Supplies	0.00	174.62
626710000.000	Printing and Stationery	0.00	39.37
626720000.000	Promotions - In-house	0.00	9,685.43
626755000.000	Radio & Television Advertising	125.00	125.00
626875000.000	Training	0.00	1,500.00
626885000.000	Travel	0.00	1,848.46
725000100.000	Division Management	4,871.43	45,546.21
725285000.000	Engineers 1	11,835.47	91,793.42
725700000.000	FICA	1,366.11	11,163.60
725700500.000	Federal Unemployment Tax	13.31	311.30
725701000.000	State Unemployment Tax	131.43	2,302.69
725701500.000	Worker's Compensation	975.26	13,535.12
725800000.000	Group Insurance	1,057.94	15,897.03
725800500.000	Vacation	0.00	4,072.16
725801000.000	Holiday	621.18	2,387.44
725803000.000	Bonus and Incentive Pay	0.00	974.00
725803500.000	Other Benefits	11.96	59.80
726120000.000	Air Conditioning and Refrigeration	0.00	20,436.18
726180000.000	Building	892.13	2,995.52
726265000.000	Curtains and Drapes	0.00	103.50
726300000.000	Dues and Subscriptions	0.00	302.40
726305000.000	Electric Bulbs	532.23	6,242.38
726315000.000	Electrical and Mechanical	577.12	5,500.44
726325000.000	Elevator Maintenance Contracts	6,387.53	20,319.05
726365000.000	Fire Safety Equipment	5,464.94	29,099.65
726370000.000	Floor and Carpet Maintenance	0.00	127.38
726400000.000	Furniture	0.00	164.61
726425000.000	Grounds and Landscaping	2,810.83	30,120.00
726450000.000	Indoor Plant Maintenance	621.87	6,834.82
726515000.000	Kitchen Equipment Repairs	459.27	4,011.38
726525000.000	Laundry Equipment Repairs	1,730.26	10,289.95
726545000.000	Licenses/Permits	0.00	120.00
726590000.000	Miscellaneous Expense	142.16	1,476.40
726620000.000	Operating Supplies	758.88	8,115.33
726635000.000	Painting and Decorating	393.10	1,596.65
726655000.000	Pest Control	2,174.98	18,866.15

TOKS Associates LLC

Trial Balance

Period from 9/1/2023 to 9/30/2023

Year from 1/1/2023 to 9/30/2023

Hide Zero Amounts

Account #	Account Name	Period To Date	Year To Date
726680000.000	Plumbing and Heating	1,447.16	17,369.34
726695000.000	Pool Service- Contract	476.41	4,623.96
726860000.000	Tools	165.16	2,486.15
726900000.000	Uniforms	50.26	50.26
726925000.000	Waste Removal	202.90	4,820.12
746215000.000	Water	6,154.23	64,361.79
746310000.000	Electricity	24,821.97	209,688.45
746405000.000	Gas - Natural HLP	3,144.23	122,927.29
906430000.000	Capital Reserve	0.00	25,958.70
906475000.000	Insurance	0.00	530.41
906481000.000	Insurance - Crime	1,083.50	13,036.85
906482000.000	Insurance - Employment	327.83	327.83
906483000.000	Insurance - General Liability	5,586.50	41,578.76
906484000.000	Insurance - Property	12,392.58	92,459.26
906485000.000	Insurance - Umbrella	1,771.50	13,536.10
906575000.000	Management Fee - Base	13,282.27	87,931.83
906765000.000	Real Estate Taxes	23,443.36	255,057.91
907000000.000	Prior Owner's Expense	0.00	-3,513.09
991030007.000	Room Stat - Corporate Transient	0.00	2.00
991030012.000	Room Stat - Package Transient	1.00	5.00
991030014.000	Room Stat - Internet	0.00	41.00
991030070.000	Room Stat - E-Commerce Opaque	326.00	3,963.00
991030102.000	Room Stat - Government Rate Transient	103.00	906.00
991030103.000	Room Stat - Rack Rate Transient	551.00	5,426.00
991030105.000	Room Stat - Local Negotiated Transient	33.00	413.00
991030113.000	Room Stat - Corporate Group Rooms	0.00	114.00
991030115.000	Room Stat - Government Group	308.00	1,542.00
991030117.000	Room Stat - Association Group	695.00	2,802.00
991030120.000	Room Stat - SMERF Group	1,100.00	7,058.00
991030133.000	Room Stat - Out of Order	131.00	1,172.00
991030134.000	Room Stat - Comp Rooms	10.00	223.00
999999900.000	Stats Offset	-3,258.00	-23,667.00
Grand Total:		0.00	0.00



General Ledger

TOKS Associates LLC

General Ledger Activity

From 9/1/2023 to 9/30/2023 for Ledger Accounts 1000500.000 to 999999999.000

Show accounts with no activity if beginning balance is not zero

Account #	Account Name	Debit	Credit	Journal ID	Source
1000500.000	House Banks/Safe				
	Total for Account #1000500.000	0.00	0.00		
Beginning Balance	5,000.00				
		Ending Balance	5,000.00		Net Change 0.00
1005000.000	Operating Account				
9/1/2023	From DRR for 9/1/2023	3,782.72		2023-09-0006	JEDR
9/2/2023	From DRR for 9/2/2023	1,459.47		2023-09-0007	JEDR
9/3/2023	From DRR for 9/3/2023	14,380.00		2023-09-0008	JEDR
9/4/2023	From DRR for 9/4/2023	44,275.89		2023-09-0009	JEDR
9/5/2023	From DRR for 9/5/2023	777.49		2023-09-0011	JEDR
9/6/2023	From DRR for 9/6/2023	4,543.92		2023-09-0014	JEDR
9/6/2023	From DRR for 9/6/2023		120.79	2023-09-0014	JEDR
9/7/2023	To Rec PPE 08/21/23 - 09/03/23 Pay Date 09/08/23		486.16	2023-09-0012	JERC
9/7/2023	To Rec PPE 08/21/23 - 09/03/23 Pay Date 09/08/23		16,280.46	2023-09-0012	JERC
9/7/2023	To Rec PPE 08/21/23 - 09/03/23 Pay Date 09/08/23		52,400.06	2023-09-0012	JERC
9/7/2023	From DRR for 9/7/2023	2,935.54		2023-09-0015	JEDR
9/8/2023	From DRR for 9/8/2023	16,928.71		2023-09-0022	JEDR
9/9/2023	From DRR for 9/9/2023	12,909.79		2023-09-0023	JEDR
9/10/2023	From DRR for 9/10/2023	8,210.48		2023-09-0024	JEDR
9/11/2023	From DRR for 9/11/2023	8,707.33		2023-09-0050	JEDR
9/11/2023	From DRR for 9/11/2023		2,176.04	2023-09-0050	JEDR
9/12/2023	Check Batch 2942 09122023	61.50		2023-09-0051	PWBT
9/12/2023	Check Batch 2942 09122023		32,218.24	2023-09-0051	PWBT
9/12/2023	From DRR for 9/12/2023	5,633.10		2023-09-0064	JEDR
9/13/2023	Check #000597 TX: KANSAS DEPT OF REVENUE		567.15	2023-09-0070	PWOD
9/13/2023	Check #000598 TX: KANSAS DEPT OF REVENUE		21,042.41	2023-09-0071	PWOD
9/13/2023	Check #000599 TX: KANSAS DEPT OF REVENUE		14,420.04	2023-09-0072	PWOD
9/13/2023	From DRR for 9/13/2023	6,929.37		2023-09-0073	JEDR
9/14/2023	Check Batch 2968 09142023		1,933.00	2023-09-0074	PWBT
9/14/2023	From DRR for 9/14/2023	15,112.87		2023-09-0075	JEDR
9/15/2023	From DRR for 9/15/2023	41,693.79		2023-09-0093	JEDR
9/16/2023	From DRR for 9/16/2023	4,149.89		2023-09-0094	JEDR
9/17/2023	From DRR for 9/17/2023	25,829.13		2023-09-0095	JEDR
9/18/2023	Check #000600 HMS		546.57	2023-09-0086	PWOD
9/18/2023	Check #000601 Jac's Liquor LLC		891.75	2023-09-0087	PWOD
9/18/2023	Check #000602 JONAS CHORUM		2,648.78	2023-09-0088	PWOD
9/18/2023	Check #000603 PEPSI-COLA BOTTLING OF TOPEKA		296.50	2023-09-0089	PWOD
9/18/2023	Check #000604 SYSCO KANSAS CITY INC	92.64		2023-09-0090	PWOD
9/18/2023	Check #000604 SYSCO KANSAS CITY INC		10,123.08	2023-09-0090	PWOD
9/18/2023	Check #000605 US FOOD INC		202.39	2023-09-0091	PWOD
9/18/2023	Check #000606 US FOOD INC		97.53	2023-09-0092	PWOD
9/18/2023	From DRR for 9/18/2023	30,860.91		2023-09-0096	JEDR
9/18/2023	From DRR for 9/18/2023		0.20	2023-09-0096	JEDR
9/19/2023	From DRR for 9/19/2023	4,895.64		2023-09-0097	JEDR
9/19/2023	From DRR for 9/19/2023		430.49	2023-09-0097	JEDR
9/20/2023	From DRR for 9/20/2023	31,527.86		2023-09-0098	JEDR

TOKS Associates LLC

General Ledger Activity

From 9/1/2023 to 9/30/2023 for Ledger Accounts 1000500.000 to 999999999.000

Show accounts with no activity if beginning balance is not zero

Account #	Account Name				
Period Date	Reference	Debit	Credit	Journal ID	Source
1005000.000	Operating Account				
9/21/2023	From DRR for 9/21/2023	9,734.42		2023-09-0101	JEDR
9/22/2023	To Rec PPE 09/04/23 - 09/17/23 Pay Date 09/22/23		419.52	2023-09-0100	JERC
9/22/2023	To Rec PPE 09/04/23 - 09/17/23 Pay Date 09/22/23		16,452.01	2023-09-0100	JERC
9/22/2023	To Rec PPE 09/04/23 - 09/17/23 Pay Date 09/22/23		51,859.20	2023-09-0100	JERC
9/22/2023	From DRR for 9/22/2023	34,670.61		2023-09-0103	JEDR
9/23/2023	From DRR for 9/23/2023	7,924.28		2023-09-0104	JEDR
9/24/2023	From DRR for 9/24/2023	28,786.13		2023-09-0105	JEDR
9/25/2023	From DRR for 9/25/2023	5,908.05		2023-09-0106	JEDR
9/26/2023	From DRR for 9/26/2023	3,687.43		2023-09-0194	JEDR
9/27/2023	Check #000607 SYSCO KANSAS CITY INC	47.92		2023-09-0186	PWOD
9/27/2023	Check #000607 SYSCO KANSAS CITY INC		16,734.67	2023-09-0186	PWOD
9/27/2023	Check #000608 CIGNA		8,247.03	2023-09-0187	PWOD
9/27/2023	Check #000609 CITY OF TOPEKA		5,308.88	2023-09-0188	PWOD
9/27/2023	Check #000610 Crown Distribution		136.17	2023-09-0189	PWOD
9/27/2023	Check #000611 EVERGY		25,389.46	2023-09-0190	PWOD
9/27/2023	Check #000612 Expedia Group		869.68	2023-09-0191	PWOD
9/27/2023	Check #000613 KANSAS GAS SERVICE		3,911.52	2023-09-0192	PWOD
9/27/2023	Check #000614 PEPSI-COLA BOTTLING OF TOPEKA		155.06	2023-09-0193	PWOD
9/27/2023	From DRR for 9/27/2023	28,929.53		2023-09-0200	JEDR
9/28/2023	Check #000615 First Insurance Funding		12,036.35	2023-09-0196	PWOD
9/28/2023	Check #000616 US FOOD INC	0.07		2023-09-0198	PWOD
9/28/2023	Check #000616 US FOOD INC		0.07	2023-09-0198	PWOD
9/28/2023	Check Batch 2969 09282023		52,890.21	2023-09-0199	PWBT
9/28/2023	From DRR for 9/28/2023	26,415.99		2023-09-0201	JEDR
9/29/2023	Check #000617 SYSCO KANSAS CITY INC	29.88		2023-09-0210	PWOD
9/29/2023	Check #000617 SYSCO KANSAS CITY INC		10,221.87	2023-09-0210	PWOD
9/29/2023	From DRR for 9/29/2023	13,213.12		2023-09-0220	JEDR
9/30/2023	From DRR for 9/30/2023	2,611.49		2023-09-0221	JEDR
9/30/2023	To Rec CC Commission AUG		519.75	2023-09-0223	JEMN
9/30/2023	To Rec CC Commission AUG		9,434.33	2023-09-0223	JEMN
9/30/2023	To Rec Fintech Fee		41.93	2023-09-0224	JEMN
9/30/2023	To Rec UKG FEES AUG & SEP		1,091.02	2023-09-0225	JEMN
9/30/2023	To Rec UKG FEES AUG & SEP		1,222.12	2023-09-0225	JEMN
9/30/2023	To rec CC Chargeback		128.98	2023-09-0226	JEMN
9/30/2023	To Rec Line PEPCO CR	146.68		2023-09-0227	JEMN
9/30/2023	To Rec HCIL Billback Pmt	4,408.34		2023-09-0228	JEMN
9/30/2023	Void of ACH Voucher #000602	2,648.78		2023-09-0246	PWVD
9/30/2023	Check #000618 Jac's Liquor LLC		948.45	2023-09-0249	PWOD
9/30/2023	Check #000619 JONAS CHORUM		2,657.80	2023-09-0250	PWOD
9/30/2023	To Rec CC & CA Overage	0.30		2023-09-0251	JEMN
9/30/2023	To Rec CC & CA Overage	10.45		2023-09-0251	JEMN
9/30/2023	to Rec Small Variance overage	0.20		2023-09-0252	JEMN
9/30/2023	Reclassing Sun Life ACH		671.94	2023-09-0266	JEMN

TOKS Associates LLC

General Ledger Activity

From 9/1/2023 to 9/30/2023 for Ledger Accounts 1000500.000 to 999999999.000

Show accounts with no activity if beginning balance is not zero

Account #	Account Name				
Period Date	Reference	Debit	Credit	Journal ID	Source
Total for Account #1005000.000		454,871.71	378,229.66		
Beginning Balance	465,609.94				
		Ending Balance	542,251.99		Net Change 76,642.05
1100000.000	A/R Guest Ledger				
9/1/2023	From DRR for 9/1/2023	13,713.28		2023-09-0006	JEDR
9/2/2023	From DRR for 9/2/2023	23,741.73		2023-09-0007	JEDR
9/3/2023	From DRR for 9/3/2023	19,643.92		2023-09-0008	JEDR
9/4/2023	From DRR for 9/4/2023		44,195.43	2023-09-0009	JEDR
9/5/2023	From DRR for 9/5/2023		18,879.26	2023-09-0011	JEDR
9/6/2023	From DRR for 9/6/2023		10,880.75	2023-09-0014	JEDR
9/7/2023	From DRR for 9/7/2023	16,476.58		2023-09-0015	JEDR
9/8/2023	From DRR for 9/8/2023	2,824.91		2023-09-0022	JEDR
9/9/2023	From DRR for 9/9/2023		2,883.29	2023-09-0023	JEDR
9/10/2023	From DRR for 9/10/2023		13,937.52	2023-09-0024	JEDR
9/11/2023	From DRR for 9/11/2023		742.29	2023-09-0050	JEDR
9/12/2023	From DRR for 9/12/2023	15,703.51		2023-09-0064	JEDR
9/13/2023	From DRR for 9/13/2023	22,732.75		2023-09-0073	JEDR
9/14/2023	From DRR for 9/14/2023	80,475.74		2023-09-0075	JEDR
9/15/2023	From DRR for 9/15/2023		30,641.86	2023-09-0093	JEDR
9/16/2023	From DRR for 9/16/2023	13,423.71		2023-09-0094	JEDR
9/17/2023	From DRR for 9/17/2023		21,061.86	2023-09-0095	JEDR
9/18/2023	From DRR for 9/18/2023		81,593.86	2023-09-0096	JEDR
9/19/2023	From DRR for 9/19/2023	654.96		2023-09-0097	JEDR
9/20/2023	From DRR for 9/20/2023	25,135.58		2023-09-0098	JEDR
9/21/2023	From DRR for 9/21/2023	13,772.70		2023-09-0101	JEDR
9/22/2023	From DRR for 9/22/2023		12,324.79	2023-09-0103	JEDR
9/23/2023	From DRR for 9/23/2023	33,539.20		2023-09-0104	JEDR
9/24/2023	From DRR for 9/24/2023		26,112.33	2023-09-0105	JEDR
9/25/2023	From DRR for 9/25/2023		12,974.11	2023-09-0106	JEDR
9/26/2023	From DRR for 9/26/2023	6,882.61		2023-09-0194	JEDR
9/27/2023	From DRR for 9/27/2023	24,841.20		2023-09-0200	JEDR
9/28/2023	From DRR for 9/28/2023		1,249.90	2023-09-0201	JEDR
9/29/2023	From DRR for 9/29/2023		49,738.66	2023-09-0220	JEDR
9/30/2023	From DRR for 9/30/2023	4,329.60		2023-09-0221	JEDR
Total for Account #1100000.000		317,891.98	327,215.91		
Beginning Balance	20,541.36				
		Ending Balance	11,217.43		Net Change -9,323.93
1100200.000	A/R City Ledger				
9/1/2023	From DRR for 9/1/2023	331.59		2023-09-0006	JEDR
9/4/2023	From DRR for 9/4/2023	603.81		2023-09-0009	JEDR
9/5/2023	From DRR for 9/5/2023	19,915.81		2023-09-0011	JEDR
9/6/2023	From DRR for 9/6/2023	8,807.80		2023-09-0014	JEDR
9/7/2023	From DRR for 9/7/2023	79.04		2023-09-0015	JEDR
9/8/2023	From DRR for 9/8/2023		2,094.22	2023-09-0022	JEDR
9/9/2023	From DRR for 9/9/2023	3,420.19		2023-09-0023	JEDR
9/10/2023	From DRR for 9/10/2023	8,105.78		2023-09-0024	JEDR
9/11/2023	From DRR for 9/11/2023		342.72	2023-09-0050	JEDR
9/12/2023	From DRR for 9/12/2023		497.49	2023-09-0064	JEDR
9/13/2023	From DRR for 9/13/2023		2,868.85	2023-09-0073	JEDR
9/14/2023	From DRR for 9/14/2023	3,407.34		2023-09-0075	JEDR
9/15/2023	From DRR for 9/15/2023	5,834.82		2023-09-0093	JEDR
9/17/2023	From DRR for 9/17/2023	369.99		2023-09-0095	JEDR
9/18/2023	From DRR for 9/18/2023	55,770.83		2023-09-0096	JEDR
9/19/2023	From DRR for 9/19/2023		22.39	2023-09-0097	JEDR

TOKS Associates LLC

General Ledger Activity

From 9/1/2023 to 9/30/2023 for Ledger Accounts 1000500.000 to 999999999.000

Show accounts with no activity if beginning balance is not zero

Account #	Account Name	Debit	Credit	Journal ID	Source	
1100200.000	A/R City Ledger					
9/20/2023	From DRR for 9/20/2023		26,403.37	2023-09-0098	JEDR	
9/21/2023	From DRR for 9/21/2023		5,293.33	2023-09-0101	JEDR	
9/22/2023	From DRR for 9/22/2023	375.96		2023-09-0103	JEDR	
9/23/2023	From DRR for 9/23/2023	6,248.80		2023-09-0104	JEDR	
9/25/2023	From DRR for 9/25/2023	20,579.20		2023-09-0106	JEDR	
9/26/2023	From DRR for 9/26/2023	9,811.29		2023-09-0194	JEDR	
9/27/2023	From DRR for 9/27/2023		2,278.89	2023-09-0200	JEDR	
9/28/2023	From DRR for 9/28/2023		17,274.88	2023-09-0201	JEDR	
9/29/2023	From DRR for 9/29/2023	42,733.94		2023-09-0220	JEDR	
	Total for Account #1100200.000	186,396.19	57,076.14			
Beginning Balance	49,657.02		Ending Balance	178,977.07	Net Change	129,320.05
1110000.000	A/R Other					
9/28/2023	Sun Life		671.94	2023-09-0237	APIV	
9/30/2023	To Rec HCIL Billback Pmt		4,408.34	2023-09-0228	JEMN	
9/30/2023	To reclass HCIL Bill Back SEP	4,408.34		2023-09-0229	JEMN	
9/30/2023	Reclassing Sun Life ACH	671.94		2023-09-0266	JEMN	
	Total for Account #1110000.000	5,080.28	5,080.28			
Beginning Balance	4,408.34		Ending Balance	4,408.34	Net Change	0.00
1200000.000	Inventory - Food					
9/30/2023	To Rec F&B and GS Inventories Counts SEP	20,296.35		2023-09-0255	JEMN	
9/30/2023	To Rec F&B and GS Inventories Counts SEP		21,345.24	2023-09-0255	JEMN	
	Total for Account #1200000.000	20,296.35	21,345.24			
Beginning Balance	21,345.24		Ending Balance	20,296.35	Net Change	-1,048.89
1205000.000	Inventory - Beverage					
9/30/2023	To Rec F&B and GS Inventories Counts SEP	8,226.94		2023-09-0255	JEMN	
9/30/2023	To Rec F&B and GS Inventories Counts SEP		8,019.62	2023-09-0255	JEMN	
	Total for Account #1205000.000	8,226.94	8,019.62			
Beginning Balance	8,019.62		Ending Balance	8,226.94	Net Change	207.32
1210000.000	Inventory - Gift Shop					
9/30/2023	To Rec F&B and GS Inventories Counts SEP	2,958.56		2023-09-0255	JEMN	
9/30/2023	To Rec F&B and GS Inventories Counts SEP		2,459.73	2023-09-0255	JEMN	
	Total for Account #1210000.000	2,958.56	2,459.73			
Beginning Balance	2,459.73		Ending Balance	2,958.56	Net Change	498.83
1400000.000	Prepaid Property Insurance					
9/13/2023	First Insurance Funding	15.00		2023-09-0083	APIV	
9/13/2023	First Insurance Funding	12,021.35		2023-09-0083	APIV	
9/30/2023	To Exp Insurances PPD		202.58	2023-09-0256	JEMN	
9/30/2023	To Exp Insurances PPD		327.83	2023-09-0256	JEMN	
9/30/2023	To Exp Insurances PPD		1,083.50	2023-09-0256	JEMN	
9/30/2023	To Exp Insurances PPD		1,771.50	2023-09-0256	JEMN	
9/30/2023	To Exp Insurances PPD		5,383.92	2023-09-0256	JEMN	
9/30/2023	To Exp Insurances PPD		12,392.58	2023-09-0256	JEMN	

TOKS Associates LLC

General Ledger Activity

From 9/1/2023 to 9/30/2023 for Ledger Accounts 1000500.000 to 999999999.000

Show accounts with no activity if beginning balance is not zero

Account #	Account Name				
Period Date	Reference	Debit	Credit	Journal ID	Source
Total for Account #1400000.000		12,036.35	21,161.91		
Beginning Balance	91,833.86		Ending Balance 82,708.30		Net Change -9,125.56
1402500.000	Prepaid Insurance - Workers Compensation				
9/30/2023	To Exp WC PPD		6,051.91	2023-09-0230	JEMN
Total for Account #1402500.000		0.00	6,051.91		
Beginning Balance	16,962.09		Ending Balance 10,910.18		Net Change -6,051.91
1410000.000	Prepaid Maintenance Contracts				
9/8/2023	STAUFFER LAWN & LANDSCAPE	2,810.83		2023-09-0027	APIV
9/30/2023	Reclassing KONE PPD OCT & Nov to PPD	2,886.18		2023-09-0231	JEMN
9/30/2023	To Exp Stauffer Lawn PPD		2,810.83	2023-09-0257	JEMN
Total for Account #1410000.000		5,697.01	2,810.83		
Beginning Balance	2,810.83		Ending Balance 5,697.01		Net Change 2,886.18
1417500.000	Prepaid Dues and Subscriptions				
9/30/2023	To Exp Amadeus PPDs		156.82	2023-09-0258	JEMN
9/30/2023	To Exp Amadeus PPDs		164.72	2023-09-0258	JEMN
9/30/2023	To Exp Amadeus PPDs		329.32	2023-09-0258	JEMN
9/30/2023	To Exp Amadeus PPDs		333.37	2023-09-0258	JEMN
9/30/2023	To Exp Sertifi PPDs		214.58	2023-09-0259	JEMN
9/30/2023	To Exp Kalibri PPD		336.00	2023-09-0260	JEMN
9/30/2023	To Exp CVENT PPD		533.33	2023-09-0261	JEMN
9/30/2023	To Exp COSTAR Reality - STAR PPD		135.83	2023-09-0262	JEMN
Total for Account #1417500.000		0.00	2,203.97		
Beginning Balance	17,208.20		Ending Balance 15,004.23		Net Change -2,203.97
1425000.000	Prepaid Expense - Other				
9/15/2023	SONIFI SOLUTIONS INC	4,058.89		2023-09-0079	APIV
9/30/2023	To Exp Sonifi Cable PPD		4,058.89	2023-09-0263	JEMN
9/30/2023	To Exp US Hospitality Uniquest PPD		48.16	2023-09-0264	JEMN
9/30/2023	To Exp GIANTS SEP PPDS		2,049.59	2023-09-0265	JEMN
9/30/2023	To Exp GIANTS SEP PPDS		2,656.97	2023-09-0265	JEMN
Total for Account #1425000.000		4,058.89	8,813.61		
Beginning Balance	8,958.09		Ending Balance 4,203.37		Net Change -4,754.72
1703000.000	Daily Report Suspense				
9/1/2023	From DRR for 9/1/2023	25,127.16		2023-09-0006	JEDR
9/1/2023	From DRR for 9/1/2023		25,127.16	2023-09-0006	JEDR
9/2/2023	From DRR for 9/2/2023	28,368.74		2023-09-0007	JEDR
9/2/2023	From DRR for 9/2/2023		28,368.74	2023-09-0007	JEDR
9/3/2023	From DRR for 9/3/2023	37,459.92		2023-09-0008	JEDR
9/3/2023	From DRR for 9/3/2023		37,459.92	2023-09-0008	JEDR
9/4/2023	From DRR for 9/4/2023	48,244.10		2023-09-0009	JEDR
9/4/2023	From DRR for 9/4/2023		48,244.10	2023-09-0009	JEDR
9/5/2023	From DRR for 9/5/2023	20,735.19		2023-09-0011	JEDR
9/5/2023	From DRR for 9/5/2023		20,735.19	2023-09-0011	JEDR
9/6/2023	From DRR for 9/6/2023	14,475.07		2023-09-0014	JEDR
9/6/2023	From DRR for 9/6/2023		14,475.07	2023-09-0014	JEDR
9/7/2023	From DRR for 9/7/2023	19,616.16		2023-09-0015	JEDR
9/7/2023	From DRR for 9/7/2023		19,616.16	2023-09-0015	JEDR
9/8/2023	From DRR for 9/8/2023	21,223.23		2023-09-0022	JEDR

TOKS Associates LLC

General Ledger Activity

From 9/1/2023 to 9/30/2023 for Ledger Accounts 1000500.000 to 999999999.000

Show accounts with no activity if beginning balance is not zero

Account #	Account Name	Debit	Credit	Journal ID	Source
Period Date	Reference				
1703000.000	Daily Report Suspense				
9/8/2023	From DRR for 9/8/2023		21,223.23	2023-09-0022	JEDR
9/9/2023	From DRR for 9/9/2023	17,207.55		2023-09-0023	JEDR
9/9/2023	From DRR for 9/9/2023		17,207.55	2023-09-0023	JEDR
9/10/2023	From DRR for 9/10/2023	18,408.34		2023-09-0024	JEDR
9/10/2023	From DRR for 9/10/2023		18,408.34	2023-09-0024	JEDR
9/11/2023	From DRR for 9/11/2023	10,001.25		2023-09-0050	JEDR
9/11/2023	From DRR for 9/11/2023		10,001.25	2023-09-0050	JEDR
9/12/2023	From DRR for 9/12/2023	24,536.11		2023-09-0064	JEDR
9/12/2023	From DRR for 9/12/2023		24,536.11	2023-09-0064	JEDR
9/13/2023	From DRR for 9/13/2023	29,662.12		2023-09-0073	JEDR
9/13/2023	From DRR for 9/13/2023		29,662.12	2023-09-0073	JEDR
9/14/2023	From DRR for 9/14/2023	99,001.98		2023-09-0075	JEDR
9/14/2023	From DRR for 9/14/2023		99,001.98	2023-09-0075	JEDR
9/15/2023	From DRR for 9/15/2023	48,108.92		2023-09-0093	JEDR
9/15/2023	From DRR for 9/15/2023		48,108.92	2023-09-0093	JEDR
9/16/2023	From DRR for 9/16/2023	20,502.74		2023-09-0094	JEDR
9/16/2023	From DRR for 9/16/2023		20,502.74	2023-09-0094	JEDR
9/17/2023	From DRR for 9/17/2023	26,295.12		2023-09-0095	JEDR
9/17/2023	From DRR for 9/17/2023		26,295.12	2023-09-0095	JEDR
9/18/2023	From DRR for 9/18/2023	88,868.72		2023-09-0096	JEDR
9/18/2023	From DRR for 9/18/2023		88,868.72	2023-09-0096	JEDR
9/19/2023	From DRR for 9/19/2023	6,216.86		2023-09-0097	JEDR
9/19/2023	From DRR for 9/19/2023		6,216.86	2023-09-0097	JEDR
9/20/2023	From DRR for 9/20/2023	57,929.77		2023-09-0098	JEDR
9/20/2023	From DRR for 9/20/2023		57,929.77	2023-09-0098	JEDR
9/21/2023	From DRR for 9/21/2023	25,825.52		2023-09-0101	JEDR
9/21/2023	From DRR for 9/21/2023		25,825.52	2023-09-0101	JEDR
9/22/2023	From DRR for 9/22/2023	36,658.82		2023-09-0103	JEDR
9/22/2023	From DRR for 9/22/2023		36,658.82	2023-09-0103	JEDR
9/23/2023	From DRR for 9/23/2023	47,712.29		2023-09-0104	JEDR
9/23/2023	From DRR for 9/23/2023		47,712.29	2023-09-0104	JEDR
9/24/2023	From DRR for 9/24/2023	30,429.50		2023-09-0105	JEDR
9/24/2023	From DRR for 9/24/2023		30,429.50	2023-09-0105	JEDR
9/25/2023	From DRR for 9/25/2023	31,487.25		2023-09-0106	JEDR
9/25/2023	From DRR for 9/25/2023		31,487.25	2023-09-0106	JEDR
9/26/2023	From DRR for 9/26/2023	21,411.71		2023-09-0194	JEDR
9/26/2023	From DRR for 9/26/2023		21,411.71	2023-09-0194	JEDR
9/27/2023	From DRR for 9/27/2023	54,439.73		2023-09-0200	JEDR
9/27/2023	From DRR for 9/27/2023		54,439.73	2023-09-0200	JEDR
9/28/2023	From DRR for 9/28/2023	26,530.99		2023-09-0201	JEDR
9/28/2023	From DRR for 9/28/2023		26,530.99	2023-09-0201	JEDR
9/29/2023	From DRR for 9/29/2023	55,947.06		2023-09-0220	JEDR
9/29/2023	From DRR for 9/29/2023		55,947.06	2023-09-0220	JEDR
9/30/2023	From DRR for 9/30/2023	6,977.09		2023-09-0221	JEDR
9/30/2023	From DRR for 9/30/2023		6,977.09	2023-09-0221	JEDR
Total for Account #1703000.000		999,409.01	999,409.01		

Beginning Balance 0.00

Ending Balance 0.00

Net Change 0.00

2002000.000	Accounts Payable-Trade				
9/1/2023	JONAS CHORUM		2,648.78	2023-09-0001	APIV
9/1/2023	Sun Life		14.24	2023-09-0002	APIV
9/1/2023	Sun Life		17.73	2023-09-0002	APIV
9/1/2023	Sun Life		40.29	2023-09-0002	APIV

TOKS Associates LLC

General Ledger Activity

From 9/1/2023 to 9/30/2023 for Ledger Accounts 1000500.000 to 999999999.000

Show accounts with no activity if beginning balance is not zero

Account #	Account Name				
Period Date	Reference	Debit	Credit	Journal ID	Source
2002000.000	Accounts Payable-Trade				
9/1/2023	Sun Life		102.45	2023-09-0002	APIV
9/1/2023	PEPSI-COLA BOTTLING OF TOPEKA		680.58	2023-09-0003	APIV
9/5/2023	Revmaxx, LLC		1,499.00	2023-09-0010	APIV
9/6/2023	RENODIS ER, LLC		200.00	2023-09-0016	APIV
9/6/2023	MidWest Bowlers Guild		664.42	2023-09-0017	APIV
9/8/2023	LMD Associates, LLC	140.25		2023-09-0018	APIV
9/8/2023	LMD Associates, LLC		1,640.25	2023-09-0018	APIV
9/8/2023	CountryWide Enterprises Inc		11.96	2023-09-0021	APIV
9/8/2023	CountryWide Enterprises Inc		11.96	2023-09-0021	APIV
9/8/2023	CountryWide Enterprises Inc		35.88	2023-09-0021	APIV
9/8/2023	STAUFFER LAWN & LANDSCAPE		2,810.83	2023-09-0027	APIV
9/8/2023	LOOMIS BROS. EQUIPMENT CO.		1,730.26	2023-09-0028	APIV
9/8/2023	Jac's Liquor LLC		891.75	2023-09-0031	APIV
9/8/2023	SYSCO KANSAS CITY INC		186.38	2023-09-0032	APIV
9/8/2023	SYSCO KANSAS CITY INC		64.65	2023-09-0033	APIV
9/8/2023	SYSCO KANSAS CITY INC		116.89	2023-09-0034	APIV
9/8/2023	SYSCO KANSAS CITY INC		2,472.57	2023-09-0035	APIV
9/8/2023	SYSCO KANSAS CITY INC		79.18	2023-09-0036	APIV
9/8/2023	SYSCO KANSAS CITY INC		2,144.32	2023-09-0037	APIV
9/8/2023	DELUXE BRANDING MARKETING		102.35	2023-09-0044	APIV
9/8/2023	DELUXE BRANDING MARKETING		198.36	2023-09-0045	APIV
9/8/2023	THE WALDINGER CORPORATION		459.27	2023-09-0046	APIV
9/8/2023	HD SUPPLY		91.84	2023-09-0047	APIV
9/10/2023	LMD Associates, LLC	31.42		2023-09-0043	APIV
9/10/2023	LMD Associates, LLC		367.42	2023-09-0043	APIV
9/11/2023	ANYTIME LABOR-KANSAS LLC		852.84	2023-09-0025	APIV
9/11/2023	LOOMIS		224.08	2023-09-0026	APIV
9/11/2023	PEPSI-COLA BOTTLING OF TOPEKA		264.45	2023-09-0029	APIV
9/11/2023	PEPSI-COLA BOTTLING OF TOPEKA		646.91	2023-09-0030	APIV
9/11/2023	SYSCO KANSAS CITY INC		33.68	2023-09-0038	APIV
9/11/2023	SYSCO KANSAS CITY INC		661.23	2023-09-0039	APIV
9/11/2023	SYSCO KANSAS CITY INC		368.05	2023-09-0040	APIV
9/11/2023	SYSCO KANSAS CITY INC		261.03	2023-09-0041	APIV
9/11/2023	SYSCO KANSAS CITY INC		6,480.42	2023-09-0042	APIV
9/11/2023	SHAWNEE COUNTY SOLID WASTE DEPT		271.00	2023-09-0053	APIV
9/11/2023	ROYAL CUP COFFEE		132.35	2023-09-0054	APIV
9/11/2023	RICOH USA, INC		405.84	2023-09-0055	APIV
9/11/2023	ANYTIME LABOR-KANSAS LLC		618.00	2023-09-0056	APIV
9/11/2023	GUEST SUPPLY		72.15	2023-09-0057	APIV
9/11/2023	GUEST SUPPLY		397.16	2023-09-0057	APIV
9/11/2023	GUEST SUPPLY		681.96	2023-09-0057	APIV
9/11/2023	RESTAURANT TECHNOLOGIES INC		449.11	2023-09-0058	APIV
9/11/2023	MATHER FLARE RENTAL INC		142.16	2023-09-0060	APIV
9/11/2023	HD SUPPLY		63.57	2023-09-0061	APIV
9/11/2023	GRAINGER		20.91	2023-09-0062	APIV
9/11/2023	National Purchasing Network		1,095.00	2023-09-0063	APIV
9/12/2023	Check Batch 2942 09122023	32,218.24		2023-09-0051	PWBT
9/12/2023	Check Batch 2942 09122023		61.50	2023-09-0051	PWBT
9/12/2023	RICOH USA, INC		148.76	2023-09-0059	APIV
9/13/2023	TX: Topeka Business Improvement District		1,933.00	2023-09-0065	APIV
9/13/2023	TX: KANSAS DEPT OF REVENUE		233.38	2023-09-0066	APIV

TOKS Associates LLC

General Ledger Activity

From 9/1/2023 to 9/30/2023 for Ledger Accounts 1000500.000 to 999999999.000

Show accounts with no activity if beginning balance is not zero

Account #	Account Name				
Period Date	Reference	Debit	Credit	Journal ID	Source
2002000.000	Accounts Payable-Trade				
9/13/2023	TX: KANSAS DEPT OF REVENUE		567.15	2023-09-0067	APIV
9/13/2023	TX: KANSAS DEPT OF REVENUE		137.36	2023-09-0068	APIV
9/13/2023	TX: KANSAS DEPT OF REVENUE		4,802.25	2023-09-0068	APIV
9/13/2023	TX: KANSAS DEPT OF REVENUE		16,102.80	2023-09-0068	APIV
9/13/2023	TX: KANSAS DEPT OF REVENUE		13.41	2023-09-0069	APIV
9/13/2023	TX: KANSAS DEPT OF REVENUE		14,406.63	2023-09-0069	APIV
9/13/2023	Check #000597 TX: KANSAS DEPT OF REVENUE	567.15		2023-09-0070	PWOD
9/13/2023	Check #000598 TX: KANSAS DEPT OF REVENUE	21,042.41		2023-09-0071	PWOD
9/13/2023	Check #000599 TX: KANSAS DEPT OF REVENUE	14,420.04		2023-09-0072	PWOD
9/13/2023	WW Marketing LLC		1,125.00	2023-09-0077	APIV
9/13/2023	First Insurance Funding		15.00	2023-09-0083	APIV
9/13/2023	First Insurance Funding		12,021.35	2023-09-0083	APIV
9/14/2023	Check Batch 2968 09142023	1,933.00		2023-09-0074	PWBT
9/15/2023	SONIFI SOLUTIONS INC		562.50	2023-09-0078	APIV
9/15/2023	SONIFI SOLUTIONS INC		4,058.89	2023-09-0079	APIV
9/15/2023	GF Recruitment		225.00	2023-09-0082	APIV
9/16/2023	HMS		546.57	2023-09-0084	APIV
9/18/2023	SYSCO KANSAS CITY INC	52.53		2023-09-0076	APIV
9/18/2023	SYSCO KANSAS CITY INC	37.89		2023-09-0080	APIV
9/18/2023	SYSCO KANSAS CITY INC	2.22		2023-09-0081	APIV
9/18/2023	JONAS CHORUM	9.02		2023-09-0085	APIV
9/18/2023	Check #000600 HMS	546.57		2023-09-0086	PWOD
9/18/2023	Check #000601 Jac's Liquor LLC	891.75		2023-09-0087	PWOD
9/18/2023	Check #000602 JONAS CHORUM	2,648.78		2023-09-0088	PWOD
9/18/2023	Check #000603 PEPSI-COLA BOTTLING OF TOPEKA	296.50		2023-09-0089	PWOD
9/18/2023	Check #000604 SYSCO KANSAS CITY INC	10,123.08		2023-09-0090	PWOD
9/18/2023	Check #000604 SYSCO KANSAS CITY INC		92.64	2023-09-0090	PWOD
9/18/2023	Check #000605 US FOOD INC	202.39		2023-09-0091	PWOD
9/18/2023	Check #000606 US FOOD INC	97.53		2023-09-0092	PWOD
9/19/2023	KANSAS GAS SERVICE		3,911.52	2023-09-0128	APIV
9/19/2023	EVERGY		25,389.46	2023-09-0129	APIV
9/20/2023	KONE		2,400.00	2023-09-0137	APIV
9/20/2023	GUEST SUPPLY		322.47	2023-09-0144	APIV
9/20/2023	GUEST SUPPLY		178.27	2023-09-0145	APIV
9/20/2023	WW Marketing LLC		5.00	2023-09-0148	APIV
9/20/2023	WW Marketing LLC		975.00	2023-09-0149	APIV
9/20/2023	CIGNA		1,382.55	2023-09-0153	APIV
9/20/2023	CIGNA		1,874.14	2023-09-0153	APIV
9/20/2023	CIGNA		2,450.82	2023-09-0153	APIV
9/20/2023	CIGNA		2,539.52	2023-09-0153	APIV
9/20/2023	J.C. EHRlich		410.06	2023-09-0158	APIV
9/20/2023	J.C. EHRlich		164.03	2023-09-0159	APIV
9/20/2023	ECOLAB INC		174.99	2023-09-0166	APIV
9/20/2023	Topeka Kennel Club, Inc		776.05	2023-09-0180	APIV
9/20/2023	Dowding, Verna		175.88	2023-09-0183	APIV
9/21/2023	FEDEX		25.95	2023-09-0099	APIV
9/21/2023	GF Recruitment		225.00	2023-09-0167	APIV
9/22/2023	SYSCO KANSAS CITY INC		34.08	2023-09-0110	APIV

TOKS Associates LLC

General Ledger Activity

From 9/1/2023 to 9/30/2023 for Ledger Accounts 1000500.000 to 999999999.000

Show accounts with no activity if beginning balance is not zero

Account #	Account Name				
Period Date	Reference	Debit	Credit	Journal ID	Source
2002000.000	Accounts Payable-Trade				
9/22/2023	SYSCO KANSAS CITY INC		72.09	2023-09-0111	APIV
9/22/2023	SYSCO KANSAS CITY INC	34.04		2023-09-0112	APIV
9/22/2023	SYSCO KANSAS CITY INC		5,317.19	2023-09-0112	APIV
9/22/2023	SYSCO KANSAS CITY INC		184.24	2023-09-0113	APIV
9/22/2023	SYSCO KANSAS CITY INC		542.83	2023-09-0115	APIV
9/22/2023	SYSCO KANSAS CITY INC		221.43	2023-09-0116	APIV
9/22/2023	SYSCO KANSAS CITY INC		186.38	2023-09-0117	APIV
9/22/2023	SYSCO KANSAS CITY INC		2,245.02	2023-09-0118	APIV
9/22/2023	SYSCO KANSAS CITY INC		80.52	2023-09-0119	APIV
9/22/2023	SYSCO KANSAS CITY INC		33.93	2023-09-0121	APIV
9/22/2023	SYSCO KANSAS CITY INC		358.30	2023-09-0122	APIV
9/22/2023	SYSCO KANSAS CITY INC		4,342.18	2023-09-0123	APIV
9/22/2023	AMBIUS(17)		621.87	2023-09-0124	APIV
9/22/2023	LIBERTY FRUIT COMPANY INC		248.90	2023-09-0125	APIV
9/22/2023	LIBERTY FRUIT COMPANY INC		265.94	2023-09-0126	APIV
9/22/2023	LIBERTY FRUIT COMPANY INC		181.56	2023-09-0127	APIV
9/22/2023	Juan Lim		50.26	2023-09-0130	APIV
9/22/2023	Juan Lim		60.00	2023-09-0130	APIV
9/22/2023	Juan Lim		63.31	2023-09-0130	APIV
9/22/2023	Juan Lim		187.20	2023-09-0130	APIV
9/22/2023	Juan Lim		334.81	2023-09-0130	APIV
9/22/2023	Juan Lim		411.05	2023-09-0130	APIV
9/22/2023	Juan Lim		657.78	2023-09-0130	APIV
9/22/2023	Juan Lim		667.04	2023-09-0130	APIV
9/22/2023	WAZLAWIK, WAYNE		27.33	2023-09-0131	APIV
9/22/2023	WAZLAWIK, WAYNE		76.47	2023-09-0131	APIV
9/22/2023	WAZLAWIK, WAYNE		211.48	2023-09-0131	APIV
9/22/2023	KONE		860.04	2023-09-0138	APIV
9/22/2023	ANYTIME LABOR-KANSAS LLC		197.76	2023-09-0139	APIV
9/22/2023	ANYTIME LABOR-KANSAS LLC		3,576.16	2023-09-0140	APIV
9/22/2023	ANYTIME LABOR-KANSAS LLC		1,608.12	2023-09-0141	APIV
9/22/2023	JOHN A. HAEFELE		118.42	2023-09-0147	APIV
9/22/2023	CYTEK MEDIA SYSTEMS INC		1,301.27	2023-09-0150	APIV
9/22/2023	MIDWEST SINGLE SOURCE		43.74	2023-09-0152	APIV
9/22/2023	MIDWEST SINGLE SOURCE		232.92	2023-09-0152	APIV
9/22/2023	AMERICAN SENTRY SECURITY SYSTEM, INC.		990.64	2023-09-0154	APIV
9/22/2023	AMERICAN SENTRY SECURITY SYSTEM, INC.		990.64	2023-09-0155	APIV
9/22/2023	AIRGAS USA LLC		145.82	2023-09-0156	APIV
9/22/2023	J.C. EHRLICH		410.06	2023-09-0157	APIV
9/22/2023	ECOLAB INC		476.41	2023-09-0160	APIV
9/22/2023	ECOLAB INC		162.77	2023-09-0161	APIV
9/22/2023	ECOLAB INC		500.40	2023-09-0162	APIV
9/22/2023	ECOLAB INC		540.95	2023-09-0163	APIV
9/22/2023	ECOLAB INC		162.77	2023-09-0164	APIV
9/22/2023	ECOLAB INC		186.99	2023-09-0165	APIV
9/22/2023	CITY OF TOPEKA		5,308.88	2023-09-0168	APIV
9/22/2023	KONE		4,329.27	2023-09-0169	APIV
9/22/2023	HD SUPPLY		103.69	2023-09-0170	APIV
9/22/2023	HD SUPPLY		180.95	2023-09-0171	APIV
9/22/2023	HD SUPPLY		34.98	2023-09-0172	APIV
9/22/2023	HD SUPPLY		108.20	2023-09-0173	APIV

TOKS Associates LLC

General Ledger Activity

From 9/1/2023 to 9/30/2023 for Ledger Accounts 1000500.000 to 999999999.000

Show accounts with no activity if beginning balance is not zero

Account #	Account Name				
Period Date	Reference	Debit	Credit	Journal ID	Source
2002000.000	Accounts Payable-Trade				
9/22/2023	HD SUPPLY		439.58	2023-09-0173	APIV
9/22/2023	HD SUPPLY		44.06	2023-09-0174	APIV
9/22/2023	CONSOLIDATED HOSPITALITY SUPPLIES, LLC		32.02	2023-09-0175	APIV
9/22/2023	GRAINGER		38.28	2023-09-0176	APIV
9/22/2023	GRAINGER		967.14	2023-09-0177	APIV
9/22/2023	GRAINGER		16.10	2023-09-0178	APIV
9/22/2023	Heartland Alarms		2,834.35	2023-09-0179	APIV
9/22/2023	TRAVELCLICK, INC.		4,305.90	2023-09-0181	APIV
9/22/2023	Crown Distribution		136.17	2023-09-0184	APIV
9/23/2023	TOKS Associates LLC		13,282.27	2023-09-0276	APIV
9/25/2023	FEDEX		25.56	2023-09-0102	APIV
9/25/2023	WAZLAWIK, WAYNE		1,899.40	2023-09-0132	APIV
9/25/2023	A-1 Septic Tank Cleaning		480.00	2023-09-0135	APIV
9/25/2023	ANYTIME LABOR-KANSAS LLC		1,104.16	2023-09-0142	APIV
9/25/2023	ANYTIME LABOR-KANSAS LLC		2,146.52	2023-09-0143	APIV
9/25/2023	GUEST SUPPLY		72.15	2023-09-0146	APIV
9/25/2023	LMD Associates, LLC	61.71		2023-09-0182	APIV
9/25/2023	LMD Associates, LLC		721.71	2023-09-0182	APIV
9/26/2023	Image Print Solutions	11.07		2023-09-0107	APIV
9/26/2023	Image Print Solutions		129.42	2023-09-0107	APIV
9/26/2023	WAZLAWIK, WAYNE		55.00	2023-09-0133	APIV
9/26/2023	WAZLAWIK, WAYNE		60.00	2023-09-0133	APIV
9/26/2023	WAZLAWIK, WAYNE		892.13	2023-09-0133	APIV
9/26/2023	Dowding, Verna		96.39	2023-09-0134	APIV
9/26/2023	ROYAL CUP COFFEE		190.30	2023-09-0136	APIV
9/26/2023	ROYAL CUP COFFEE		321.93	2023-09-0136	APIV
9/26/2023	CYTEK MEDIA SYSTEMS INC		2,296.35	2023-09-0151	APIV
9/27/2023	SYSCO KANSAS CITY INC	16.07		2023-09-0108	APIV
9/27/2023	SYSCO KANSAS CITY INC	27.01		2023-09-0109	APIV
9/27/2023	SYSCO KANSAS CITY INC	4.84		2023-09-0114	APIV
9/27/2023	SYSCO KANSAS CITY INC		80.52	2023-09-0120	APIV
9/27/2023	SYSCO KANSAS CITY INC	34.04		2023-09-0185	APIV
9/27/2023	Check #000607 SYSCO KANSAS CITY INC	16,734.67		2023-09-0186	PWOD
9/27/2023	Check #000607 SYSCO KANSAS CITY INC		47.92	2023-09-0186	PWOD
9/27/2023	Check #000608 CIGNA	8,247.03		2023-09-0187	PWOD
9/27/2023	Check #000609 CITY OF TOPEKA	5,308.88		2023-09-0188	PWOD
9/27/2023	Check #000610 Crown Distribution	136.17		2023-09-0189	PWOD
9/27/2023	Check #000611 EVERGY	25,389.46		2023-09-0190	PWOD
9/27/2023	Check #000612 Expedia Group	869.68		2023-09-0191	PWOD
9/27/2023	Check #000613 KANSAS GAS SERVICE	3,911.52		2023-09-0192	PWOD
9/27/2023	Check #000614 PEPSI-COLA BOTTLING OF TOPEKA	155.06		2023-09-0193	PWOD
9/27/2023	STAPLES		470.41	2023-09-0195	APIV
9/28/2023	Check #000615 First Insurance Funding	12,036.35		2023-09-0196	PWOD
9/28/2023	US FOOD INC	0.07		2023-09-0197	APIV
9/28/2023	Check #000616 US FOOD INC	0.07		2023-09-0198	PWOD
9/28/2023	Check #000616 US FOOD INC		0.07	2023-09-0198	PWOD
9/28/2023	Check Batch 2969 09282023	52,890.21		2023-09-0199	PWBT
9/28/2023	SYSCO KANSAS CITY INC		95.79	2023-09-0202	APIV

TOKS Associates LLC

General Ledger Activity

From 9/1/2023 to 9/30/2023 for Ledger Accounts 1000500.000 to 999999999.000

Show accounts with no activity if beginning balance is not zero

Account #	Account Name				
Period Date	Reference	Debit	Credit	Journal ID	Source
2002000.000	Accounts Payable-Trade				
9/28/2023	SYSCO KANSAS CITY INC		295.70	2023-09-0203	APIV
9/28/2023	SYSCO KANSAS CITY INC		5,095.97	2023-09-0204	APIV
9/28/2023	SYSCO KANSAS CITY INC		216.22	2023-09-0205	APIV
9/28/2023	SYSCO KANSAS CITY INC		194.08	2023-09-0206	APIV
9/28/2023	SYSCO KANSAS CITY INC		1,352.70	2023-09-0207	APIV
9/28/2023	LIBERTY FRUIT COMPANY INC		419.06	2023-09-0211	APIV
9/28/2023	GUEST SUPPLY		415.93	2023-09-0212	APIV
9/28/2023	GUEST SUPPLY		554.19	2023-09-0212	APIV
9/28/2023	GUEST SUPPLY		1,085.77	2023-09-0212	APIV
9/28/2023	PEPSI-COLA BOTTLING OF TOPEKA		513.63	2023-09-0213	APIV
9/28/2023	Strathman Sales		266.06	2023-09-0214	APIV
9/28/2023	J.C. EHRLICH		410.06	2023-09-0215	APIV
9/28/2023	SHRED-IT, C/O STERICYCLE INC		37.00	2023-09-0216	APIV
9/28/2023	HD SUPPLY		60.09	2023-09-0217	APIV
9/28/2023	HD SUPPLY		131.09	2023-09-0218	APIV
9/28/2023	GRAINGER		351.28	2023-09-0219	APIV
9/28/2023	Sun Life	671.94		2023-09-0237	APIV
9/28/2023	Sun Life		95.65	2023-09-0237	APIV
9/29/2023	SYSCO KANSAS CITY INC	21.38		2023-09-0208	APIV
9/29/2023	SYSCO KANSAS CITY INC	8.50		2023-09-0209	APIV
9/29/2023	Check #000617 SYSCO KANSAS CITY INC	10,221.87		2023-09-0210	PWOD
9/29/2023	Check #000617 SYSCO KANSAS CITY INC		29.88	2023-09-0210	PWOD
9/29/2023	CITY OF TOPEKA		97.36	2023-09-0236	APIV
9/29/2023	Jac's Liquor LLC		948.45	2023-09-0243	APIV
9/30/2023	ANYTIME LABOR-KANSAS LLC		3,024.08	2023-09-0238	APIV
9/30/2023	ANYTIME LABOR-KANSAS LLC		1,738.31	2023-09-0239	APIV
9/30/2023	LINDYSPRING DRINKING WATER		27.34	2023-09-0240	APIV
9/30/2023	LINDYSPRING DRINKING WATER		10.94	2023-09-0241	APIV
9/30/2023	LINDYSPRING DRINKING WATER		16.40	2023-09-0242	APIV
9/30/2023	AHP Law Group LLC		851.00	2023-09-0244	APIV
9/30/2023	CONSOLIDATED HOSPITALITY SUPPLIES, LLC		85.67	2023-09-0245	APIV
9/30/2023	CONSOLIDATED HOSPITALITY SUPPLIES, LLC		1,917.58	2023-09-0245	APIV
9/30/2023	Void of ACH Voucher #000602		2,648.78	2023-09-0246	PWVD
9/30/2023	Reversal of - 2023-09-0085 - Invoice #SUP022024CR - JONAS CHORUM Void Invoice #SUP022024CR - JONAS C		9.02	2023-09-0247	APVD
9/30/2023	JONAS CHORUM		9.02	2023-09-0248	APIV
9/30/2023	Check #000618 Jac's Liquor LLC	948.45		2023-09-0249	PWOD
9/30/2023	Check #000619 JONAS CHORUM	2,657.80		2023-09-0250	PWOD
9/30/2023	SCRUB HUB		90.00	2023-09-0268	APIV
9/30/2023	LINDYSPRING DRINKING WATER		7.65	2023-09-0269	APIV
9/30/2023	J.C. EHRLICH		780.77	2023-09-0270	APIV
9/30/2023	HD SUPPLY		205.90	2023-09-0271	APIV
9/30/2023	GRAINGER		249.05	2023-09-0272	APIV
9/30/2023	GRAINGER		951.30	2023-09-0273	APIV
9/30/2023	FIVE DIAMOND SCREENING LLC		317.65	2023-09-0274	APIV
9/30/2023	TOKS Associates LLC		1,000.00	2023-09-0275	APIV
9/30/2023	SHAWNEE COUNTY SOLID WASTE DEPT		277.78	2023-09-0277	APIV

TOKS Associates LLC

General Ledger Activity

From 9/1/2023 to 9/30/2023 for Ledger Accounts 1000500.000 to 999999999.000

Show accounts with no activity if beginning balance is not zero

Account #	Account Name	Debit	Credit	Journal ID	Source
Period Date	Reference				
2002000.000	Accounts Payable-Trade				
9/30/2023	SHAWNEE COUNTY SOLID WASTE DEPT		409.12	2023-09-0278	APIV
9/30/2023	KONE		2,400.00	2023-09-0279	APIV
9/30/2023	ANYTIME LABOR-KANSAS LLC		280.16	2023-09-0280	APIV
9/30/2023	BOOKING.COM B.V.		2,178.66	2023-09-0281	APIV
9/30/2023	Expedia Group		258.26	2023-09-0282	APIV
9/30/2023	TRAVELCLICK, INC.	3,713.88		2023-09-0283	APIV
9/30/2023	CULLIGAN OF NORTHEAST KANSAS		65.60	2023-09-0284	APIV
9/30/2023	CULLIGAN OF NORTHEAST KANSAS		65.61	2023-09-0285	APIV
9/30/2023	CULLIGAN OF NORTHEAST KANSAS		65.61	2023-09-0286	APIV
9/30/2023	CULLIGAN OF NORTHEAST KANSAS		65.61	2023-09-0287	APIV
9/30/2023	CULLIGAN OF NORTHEAST KANSAS		25.00	2023-09-0288	APIV
9/30/2023	AMERICAN SENTRY SECURITY SYSTEM, INC.		990.64	2023-09-0289	APIV
9/30/2023	AMERICAN SENTRY SECURITY SYSTEM, INC.		990.64	2023-09-0290	APIV
9/30/2023	AMERICAN SENTRY SECURITY SYSTEM, INC.		990.64	2023-09-0291	APIV
9/30/2023	AMERICAN SENTRY SECURITY SYSTEM, INC.		990.64	2023-09-0292	APIV
9/30/2023	CULLIGAN OF NORTHEAST KANSAS		65.61	2023-09-0296	APIV
9/30/2023	CULLIGAN OF NORTHEAST KANSAS		12.00	2023-09-0297	APIV
9/30/2023	GF Management		143.01	2023-09-0298	APIV
9/30/2023	SONIFI SOLUTIONS INC		138.01	2023-09-0299	APIV
	Total for Account #2002000.000	229,372.54	244,319.28		
Beginning Balance	-28,981.86	Ending Balance	-43,928.60	Net Change	-14,946.74
2015000.000	Accrued Expense - Other				
9/5/2023	Reversal of JEID 2023-08-0276 - To Accr CC Commissions AUG	519.75		2023-09-0005	JERV
9/5/2023	Reversal of JEID 2023-08-0276 - To Accr CC Commissions AUG	9,434.33		2023-09-0005	JERV
9/12/2023	Reversal of JEID 2023-08-0283 - To Accru SONIFI Movie Cost	290.00		2023-09-0049	JERV
9/12/2023	Reversal of JEID 2023-08-0308 - Reversing Lorna Cell Exp SEP		60.00	2023-09-0052	JERV
9/30/2023	To Rec UKG FEES AUG & SEP	1,204.00		2023-09-0225	JEMN
9/30/2023	To Accrue CC commiss SEP		492.48	2023-09-0232	JEMN
9/30/2023	To Accrue CC commiss SEP		13,929.67	2023-09-0232	JEMN
9/30/2023	To Accr BNQT Lease		8,000.00	2023-09-0234	JEMN
9/30/2023	To accru KONE SEP Exp		1,684.40	2023-09-0293	JEMN
9/30/2023	To Accrue Heartland Alarm SEP Exp		2,603.26	2023-09-0294	JEMN
9/30/2023	Reclassing OCT KONE exp	2,400.00		2023-09-0301	JEMN
	Total for Account #2015000.000	13,848.08	26,769.81		
Beginning Balance	-27,388.08	Ending Balance	-40,309.81	Net Change	-12,921.73
2030000.000	Guest Refund				
9/6/2023	From DRR for 9/6/2023		664.42	2023-09-0014	JEDR
9/6/2023	MidWest Bowlers Guild	664.42		2023-09-0017	APIV
9/19/2023	From DRR for 9/19/2023		776.05	2023-09-0097	JEDR
9/20/2023	Topeka Kennel Club, Inc	776.05		2023-09-0180	APIV
	Total for Account #2030000.000	1,440.47	1,440.47		
Beginning Balance	0.00	Ending Balance	0.00	Net Change	0.00

TOKS Associates LLC

General Ledger Activity

From 9/1/2023 to 9/30/2023 for Ledger Accounts 1000500.000 to 999999999.000

Show accounts with no activity if beginning balance is not zero

Account #	Account Name	Debit	Credit	Journal ID	Source
2065000.000	Accrued Utilities - Electric				
9/5/2023	Reversal of JEID 2023-08-0263 - To Accrue Utilities AUG	26,490.43		2023-09-0004	JERV
9/12/2023	Reversal of JEID 2023-08-0263 - To Accrue Utilities AUG	26,433.62		2023-09-0048	JERV
9/30/2023	To Accr Utilities SEP		24,087.21	2023-09-0235	JEMN
9/30/2023	Reversing AUG Utilities Accr		26,490.43	2023-09-0267	JEMN
	Total for Account #2065000.000	52,924.05	50,577.64		
Beginning Balance	-26,433.62	Ending Balance	-24,087.21	Net Change 2,346.41	
2145000.000	Accrued Real Estate Taxes				
9/30/2023	To Accr RE Taxes		23,443.36	2023-09-0233	JEMN
	Total for Account #2145000.000	0.00	23,443.36		
Beginning Balance	-187,546.88	Ending Balance	-210,990.24	Net Change -23,443.36	
2175000.000	Advance Deposits				
9/1/2023	From DRR for 9/1/2023	4,892.37		2023-09-0006	JEDR
9/2/2023	From DRR for 9/2/2023	179.78		2023-09-0007	JEDR
9/6/2023	From DRR for 9/6/2023		1,533.92	2023-09-0014	JEDR
9/7/2023	From DRR for 9/7/2023		1,161.86	2023-09-0015	JEDR
9/8/2023	From DRR for 9/8/2023	1,469.61		2023-09-0022	JEDR
9/9/2023	From DRR for 9/9/2023	851.33		2023-09-0023	JEDR
9/10/2023	From DRR for 9/10/2023	1,307.79		2023-09-0024	JEDR
9/11/2023	From DRR for 9/11/2023	511.92		2023-09-0050	JEDR
9/12/2023	From DRR for 9/12/2023	3,199.50		2023-09-0064	JEDR
9/15/2023	From DRR for 9/15/2023		61.84	2023-09-0093	JEDR
9/18/2023	From DRR for 9/18/2023	2,236.98		2023-09-0096	JEDR
9/22/2023	From DRR for 9/22/2023	1,612.25		2023-09-0103	JEDR
9/25/2023	From DRR for 9/25/2023	5,000.00		2023-09-0106	JEDR
9/26/2023	From DRR for 9/26/2023		1,500.00	2023-09-0194	JEDR
	Total for Account #2175000.000	21,261.53	4,257.62		
Beginning Balance	-40,831.38	Ending Balance	-23,827.47	Net Change 17,003.91	
2195000.000	Deferred Gift Certificates				
	Total for Account #2195000.000	0.00	0.00		
Beginning Balance	-401.99	Ending Balance	-401.99	Net Change 0.00	
2400000.000	Accrued Payroll - Salaries and Wages				
9/7/2023	Reversal of JEID 2023-08-0282 - To Accrue PR 08/21 - 08/31 (11 days)	54,645.86		2023-09-0013	JERV
9/30/2023	To Rec PPE 09/18/23 - 10/01/23 Pay Date 10/06/23		453.59	2023-09-0253	JERC
9/30/2023	To Rec PPE 09/18/23 - 10/01/23 Pay Date 10/06/23		16,857.84	2023-09-0253	JERC
9/30/2023	To Rec PPE 09/18/23 - 10/01/23 Pay Date 10/06/23		53,748.10	2023-09-0253	JERC
9/30/2023	To Reverse PR 10/01 (1 day)	5,163.05		2023-09-0254	JERC
	Total for Account #2400000.000	59,808.91	71,059.53		
Beginning Balance	-54,645.86	Ending Balance	-65,896.48	Net Change -11,250.62	
2403000.000	Accrued Payroll- Room Service Gratuity				
9/1/2023	From DRR for 9/1/2023		370.08	2023-09-0006	JEDR
9/2/2023	From DRR for 9/2/2023		490.09	2023-09-0007	JEDR
9/3/2023	From DRR for 9/3/2023		490.00	2023-09-0008	JEDR

TOKS Associates LLC

General Ledger Activity

From 9/1/2023 to 9/30/2023 for Ledger Accounts 1000500.000 to 999999999.000

Show accounts with no activity if beginning balance is not zero

Account #	Account Name	Debit	Credit	Journal ID	Source
Period Date	Reference				
2403000.000	Accrued Payroll- Room Service Gratuity				
9/4/2023	From DRR for 9/4/2023		414.40	2023-09-0009	JEDR
9/5/2023	From DRR for 9/5/2023		3.00	2023-09-0011	JEDR
9/6/2023	From DRR for 9/6/2023		7.00	2023-09-0014	JEDR
9/7/2023	From DRR for 9/7/2023		14.20	2023-09-0015	JEDR
9/8/2023	From DRR for 9/8/2023		74.24	2023-09-0022	JEDR
9/9/2023	From DRR for 9/9/2023		194.35	2023-09-0023	JEDR
9/10/2023	From DRR for 9/10/2023		18.76	2023-09-0024	JEDR
9/12/2023	From DRR for 9/12/2023		114.00	2023-09-0064	JEDR
9/13/2023	From DRR for 9/13/2023		39.20	2023-09-0073	JEDR
9/14/2023	From DRR for 9/14/2023		63.08	2023-09-0075	JEDR
9/15/2023	From DRR for 9/15/2023		92.00	2023-09-0093	JEDR
9/16/2023	From DRR for 9/16/2023		152.36	2023-09-0094	JEDR
9/17/2023	From DRR for 9/17/2023		26.88	2023-09-0095	JEDR
9/18/2023	From DRR for 9/18/2023		58.90	2023-09-0096	JEDR
9/19/2023	From DRR for 9/19/2023		18.64	2023-09-0097	JEDR
9/20/2023	From DRR for 9/20/2023		54.50	2023-09-0098	JEDR
9/21/2023	From DRR for 9/21/2023		50.14	2023-09-0101	JEDR
9/22/2023	From DRR for 9/22/2023		119.38	2023-09-0103	JEDR
9/23/2023	From DRR for 9/23/2023		124.30	2023-09-0104	JEDR
9/24/2023	From DRR for 9/24/2023		48.86	2023-09-0105	JEDR
9/25/2023	From DRR for 9/25/2023		46.25	2023-09-0106	JEDR
9/26/2023	From DRR for 9/26/2023		73.90	2023-09-0194	JEDR
9/27/2023	From DRR for 9/27/2023		119.91	2023-09-0200	JEDR
9/28/2023	From DRR for 9/28/2023		25.00	2023-09-0201	JEDR
9/29/2023	From DRR for 9/29/2023		34.85	2023-09-0220	JEDR
9/30/2023	From DRR for 9/30/2023		22.88	2023-09-0221	JEDR
9/30/2023	Reclassing Daily Tips	3,361.15		2023-09-0222	JEMN
	Total for Account #2403000.000	3,361.15	3,361.15		
Beginning Balance 0.00		Ending Balance 0.00			Net Change 0.00
2482500.000	PR Tax withholding - Federal				
9/7/2023	To Rec PPE 08/21/23 - 09/03/23 Pay Date 09/08/23	3,713.69		2023-09-0012	JERC
9/7/2023	To Rec PPE 08/21/23 - 09/03/23 Pay Date 09/08/23		3,713.69	2023-09-0012	JERC
9/22/2023	To Rec PPE 09/04/23 - 09/17/23 Pay Date 09/22/23	3,920.81		2023-09-0100	JERC
9/22/2023	To Rec PPE 09/04/23 - 09/17/23 Pay Date 09/22/23		3,920.81	2023-09-0100	JERC
9/30/2023	To Rec PPE 09/18/23 - 10/01/23 Pay Date 10/06/23	2,364.23		2023-09-0253	JERC
9/30/2023	To Rec PPE 09/18/23 - 10/01/23 Pay Date 10/06/23		2,364.23	2023-09-0253	JERC
	Total for Account #2482500.000	9,998.73	9,998.73		
Beginning Balance 0.00		Ending Balance 0.00			Net Change 0.00
2485000.000	PR Tax withholding - FICA & Medicare Employee				
9/7/2023	To Rec PPE 08/21/23 - 09/03/23 Pay Date 09/08/23	4,888.94		2023-09-0012	JERC
9/7/2023	To Rec PPE 08/21/23 - 09/03/23 Pay Date 09/08/23		4,888.94	2023-09-0012	JERC
9/22/2023	To Rec PPE 09/04/23 - 09/17/23 Pay Date 09/22/23	4,857.68		2023-09-0100	JERC

TOKS Associates LLC

General Ledger Activity

From 9/1/2023 to 9/30/2023 for Ledger Accounts 1000500.000 to 999999999.000

Show accounts with no activity if beginning balance is not zero

Account #	Account Name	Debit	Credit	Journal ID	Source
2485000.000	PR Tax withholding - FICA & Medicare Employee				
9/22/2023	To Rec PPE 09/04/23 - 09/17/23 Pay Date 09/22/23		4,857.68	2023-09-0100	JERC
9/30/2023	To Rec PPE 09/18/23 - 10/01/23 Pay Date 10/06/23	5,017.06		2023-09-0253	JERC
9/30/2023	To Rec PPE 09/18/23 - 10/01/23 Pay Date 10/06/23		5,017.06	2023-09-0253	JERC
	Total for Account #2485000.000	14,763.68	14,763.68		
Beginning Balance	0.00			Ending Balance	0.00
				Net Change	0.00
2487500.000	PR Tax withholding - FICA & Medicare Employer				
9/7/2023	To Rec PPE 08/21/23 - 09/03/23 Pay Date 09/08/23	4,888.94		2023-09-0012	JERC
9/7/2023	To Rec PPE 08/21/23 - 09/03/23 Pay Date 09/08/23		4,888.94	2023-09-0012	JERC
9/22/2023	To Rec PPE 09/04/23 - 09/17/23 Pay Date 09/22/23	4,857.68		2023-09-0100	JERC
9/22/2023	To Rec PPE 09/04/23 - 09/17/23 Pay Date 09/22/23		4,857.68	2023-09-0100	JERC
9/30/2023	To Rec PPE 09/18/23 - 10/01/23 Pay Date 10/06/23	5,017.06		2023-09-0253	JERC
9/30/2023	To Rec PPE 09/18/23 - 10/01/23 Pay Date 10/06/23		5,017.06	2023-09-0253	JERC
	Total for Account #2487500.000	14,763.68	14,763.68		
Beginning Balance	0.00			Ending Balance	0.00
				Net Change	0.00
2495000.000	PR Tax withholding - State				
9/7/2023	To Rec PPE 08/21/23 - 09/03/23 Pay Date 09/08/23	2,304.15		2023-09-0012	JERC
9/7/2023	To Rec PPE 08/21/23 - 09/03/23 Pay Date 09/08/23		2,304.15	2023-09-0012	JERC
9/22/2023	To Rec PPE 09/04/23 - 09/17/23 Pay Date 09/22/23	2,327.32		2023-09-0100	JERC
9/22/2023	To Rec PPE 09/04/23 - 09/17/23 Pay Date 09/22/23		2,327.32	2023-09-0100	JERC
9/30/2023	To Rec PPE 09/18/23 - 10/01/23 Pay Date 10/06/23	2,364.23		2023-09-0253	JERC
9/30/2023	To Rec PPE 09/18/23 - 10/01/23 Pay Date 10/06/23		2,364.23	2023-09-0253	JERC
	Total for Account #2495000.000	6,995.70	6,995.70		
Beginning Balance	0.00			Ending Balance	0.00
				Net Change	0.00
2497500.000	PR Tax withholding - Local				
9/7/2023	To Rec PPE 08/21/23 - 09/03/23 Pay Date 09/08/23			2023-09-0012	JERC
9/22/2023	To Rec PPE 09/04/23 - 09/17/23 Pay Date 09/22/23			2023-09-0100	JERC
9/30/2023	To Rec PPE 09/18/23 - 10/01/23 Pay Date 10/06/23			2023-09-0253	JERC
	Total for Account #2497500.000	0.00	0.00		
Beginning Balance	0.00			Ending Balance	0.00
				Net Change	0.00
2502500.000	PR Tax withholding - FUTA Employer				
9/7/2023	To Rec PPE 08/21/23 - 09/03/23 Pay Date 09/08/23	40.99		2023-09-0012	JERC
9/7/2023	To Rec PPE 08/21/23 - 09/03/23 Pay Date 09/08/23		40.99	2023-09-0012	JERC

TOKS Associates LLC

General Ledger Activity

From 9/1/2023 to 9/30/2023 for Ledger Accounts 1000500.000 to 999999999.000

Show accounts with no activity if beginning balance is not zero

Account #	Account Name	Debit	Credit	Journal ID	Source
2502500.000	PR Tax withholding - FUTA Employer				
9/22/2023	To Rec PPE 09/04/23 - 09/17/23 Pay Date 09/22/23	38.50		2023-09-0100	JERC
9/22/2023	To Rec PPE 09/04/23 - 09/17/23 Pay Date 09/22/23		38.50	2023-09-0100	JERC
9/30/2023	To Rec PPE 09/18/23 - 10/01/23 Pay Date 10/06/23	61.93		2023-09-0253	JERC
9/30/2023	To Rec PPE 09/18/23 - 10/01/23 Pay Date 10/06/23		61.93	2023-09-0253	JERC
	Total for Account #2502500.000	141.42	141.42		
Beginning Balance 0.00		Ending Balance 0.00		Net Change 0.00	
2505000.000	PR Tax withholding - SUI Employer				
9/7/2023	To Rec PPE 08/21/23 - 09/03/23 Pay Date 09/08/23	443.75		2023-09-0012	JERC
9/7/2023	To Rec PPE 08/21/23 - 09/03/23 Pay Date 09/08/23		443.75	2023-09-0012	JERC
9/22/2023	To Rec PPE 09/04/23 - 09/17/23 Pay Date 09/22/23	450.02		2023-09-0100	JERC
9/22/2023	To Rec PPE 09/04/23 - 09/17/23 Pay Date 09/22/23		450.02	2023-09-0100	JERC
9/30/2023	To Rec PPE 09/18/23 - 10/01/23 Pay Date 10/06/23	512.12		2023-09-0253	JERC
9/30/2023	To Rec PPE 09/18/23 - 10/01/23 Pay Date 10/06/23		512.12	2023-09-0253	JERC
	Total for Account #2505000.000	1,405.89	1,405.89		
Beginning Balance 0.00		Ending Balance 0.00		Net Change 0.00	
2602500.000	Sales Tax - Rooms				
9/1/2023	From DRR for 9/1/2023		1,998.80	2023-09-0006	JEDR
9/2/2023	From DRR for 9/2/2023		2,176.11	2023-09-0007	JEDR
9/3/2023	From DRR for 9/3/2023		1,677.42	2023-09-0008	JEDR
9/4/2023	From DRR for 9/4/2023		1.65	2023-09-0009	JEDR
9/5/2023	From DRR for 9/5/2023		156.14	2023-09-0011	JEDR
9/6/2023	From DRR for 9/6/2023		14.53	2023-09-0014	JEDR
9/7/2023	From DRR for 9/7/2023		562.57	2023-09-0015	JEDR
9/8/2023	From DRR for 9/8/2023		1,444.19	2023-09-0022	JEDR
9/9/2023	From DRR for 9/9/2023		674.72	2023-09-0023	JEDR
9/10/2023	From DRR for 9/10/2023	446.75		2023-09-0024	JEDR
9/11/2023	From DRR for 9/11/2023		437.02	2023-09-0050	JEDR
9/12/2023	From DRR for 9/12/2023		1,964.47	2023-09-0064	JEDR
9/13/2023	TX: Topeka Business Improvement District	1,933.00		2023-09-0065	APIV
9/13/2023	TX: KANSAS DEPT OF REVENUE	16,102.80		2023-09-0068	APIV
9/13/2023	From DRR for 9/13/2023		2,113.20	2023-09-0073	JEDR
9/14/2023	From DRR for 9/14/2023		1,321.71	2023-09-0075	JEDR
9/15/2023	From DRR for 9/15/2023	580.31		2023-09-0093	JEDR
9/16/2023	From DRR for 9/16/2023		1,586.94	2023-09-0094	JEDR
9/17/2023	From DRR for 9/17/2023		295.36	2023-09-0095	JEDR
9/18/2023	From DRR for 9/18/2023		6.00	2023-09-0096	JEDR
9/19/2023	From DRR for 9/19/2023		383.96	2023-09-0097	JEDR
9/20/2023	From DRR for 9/20/2023		1,366.64	2023-09-0098	JEDR
9/21/2023	From DRR for 9/21/2023		1,254.93	2023-09-0101	JEDR
9/22/2023	From DRR for 9/22/2023		980.31	2023-09-0103	JEDR
9/23/2023	From DRR for 9/23/2023		1,181.42	2023-09-0104	JEDR
9/24/2023	From DRR for 9/24/2023	1,615.76		2023-09-0105	JEDR

TOKS Associates LLC

General Ledger Activity

From 9/1/2023 to 9/30/2023 for Ledger Accounts 1000500.000 to 999999999.000

Show accounts with no activity if beginning balance is not zero

Account #	Account Name	Debit	Credit	Journal ID	Source
2602500.000	Sales Tax - Rooms				
9/25/2023	From DRR for 9/25/2023		928.87	2023-09-0106	JEDR
9/26/2023	From DRR for 9/26/2023		1,678.10	2023-09-0194	JEDR
9/27/2023	From DRR for 9/27/2023		353.80	2023-09-0200	JEDR
9/28/2023	From DRR for 9/28/2023		327.81	2023-09-0201	JEDR
9/29/2023	From DRR for 9/29/2023		143.42	2023-09-0220	JEDR
9/30/2023	From DRR for 9/30/2023		572.62	2023-09-0221	JEDR
Total for Account #2602500.000		20,678.62	25,602.71		
Beginning Balance -18,035.80		Ending Balance -22,959.89		Net Change -4,924.09	
2605000.000	Sales Tax - F & B				
9/1/2023	From DRR for 9/1/2023		7.58	2023-09-0006	JEDR
9/2/2023	From DRR for 9/2/2023		25.81	2023-09-0007	JEDR
9/3/2023	From DRR for 9/3/2023		1,186.52	2023-09-0008	JEDR
9/4/2023	From DRR for 9/4/2023		15.53	2023-09-0009	JEDR
9/5/2023	From DRR for 9/5/2023		2.06	2023-09-0011	JEDR
9/6/2023	From DRR for 9/6/2023		7.87	2023-09-0014	JEDR
9/7/2023	From DRR for 9/7/2023		777.34	2023-09-0015	JEDR
9/8/2023	From DRR for 9/8/2023		147.30	2023-09-0022	JEDR
9/9/2023	From DRR for 9/9/2023		111.60	2023-09-0023	JEDR
9/10/2023	From DRR for 9/10/2023		21.48	2023-09-0024	JEDR
9/11/2023	From DRR for 9/11/2023		7.09	2023-09-0050	JEDR
9/12/2023	From DRR for 9/12/2023		25.28	2023-09-0064	JEDR
9/13/2023	TX: KANSAS DEPT OF REVENUE	4,802.25		2023-09-0068	APIV
9/13/2023	From DRR for 9/13/2023		17.33	2023-09-0073	JEDR
9/14/2023	From DRR for 9/14/2023		6,803.32	2023-09-0075	JEDR
9/15/2023	From DRR for 9/15/2023		601.44	2023-09-0093	JEDR
9/16/2023	From DRR for 9/16/2023		124.12	2023-09-0094	JEDR
9/17/2023	From DRR for 9/17/2023		74.29	2023-09-0095	JEDR
9/18/2023	From DRR for 9/18/2023		292.18	2023-09-0096	JEDR
9/19/2023	From DRR for 9/19/2023		7.76	2023-09-0097	JEDR
9/20/2023	From DRR for 9/20/2023		102.22	2023-09-0098	JEDR
9/21/2023	From DRR for 9/21/2023		53.65	2023-09-0101	JEDR
9/22/2023	From DRR for 9/22/2023		56.82	2023-09-0103	JEDR
9/23/2023	From DRR for 9/23/2023		2,263.26	2023-09-0104	JEDR
9/24/2023	From DRR for 9/24/2023		124.89	2023-09-0105	JEDR
9/25/2023	From DRR for 9/25/2023		330.69	2023-09-0106	JEDR
9/26/2023	From DRR for 9/26/2023	807.88		2023-09-0194	JEDR
9/27/2023	From DRR for 9/27/2023		826.50	2023-09-0200	JEDR
9/28/2023	From DRR for 9/28/2023		16.69	2023-09-0201	JEDR
9/29/2023	From DRR for 9/29/2023		14.35	2023-09-0220	JEDR
9/30/2023	From DRR for 9/30/2023		19.44	2023-09-0221	JEDR
Total for Account #2605000.000		5,610.13	14,064.41		
Beginning Balance -4,802.25		Ending Balance -13,256.53		Net Change -8,454.28	
2610000.000	Occupancy Tax - City				
9/1/2023	From DRR for 9/1/2023		1,359.31	2023-09-0006	JEDR
9/2/2023	From DRR for 9/2/2023		1,482.36	2023-09-0007	JEDR
9/3/2023	From DRR for 9/3/2023		1,140.84	2023-09-0008	JEDR
9/4/2023	From DRR for 9/4/2023	1.00		2023-09-0009	JEDR
9/5/2023	From DRR for 9/5/2023		105.70	2023-09-0011	JEDR
9/6/2023	From DRR for 9/6/2023		3.50	2023-09-0014	JEDR
9/7/2023	From DRR for 9/7/2023		441.20	2023-09-0015	JEDR
9/8/2023	From DRR for 9/8/2023		967.97	2023-09-0022	JEDR

TOKS Associates LLC

General Ledger Activity

From 9/1/2023 to 9/30/2023 for Ledger Accounts 1000500.000 to 999999999.000

Show accounts with no activity if beginning balance is not zero

Account #	Account Name	Debit	Credit	Journal ID	Source
2610000.000	Occupancy Tax - City				
9/9/2023	From DRR for 9/9/2023		711.42	2023-09-0023	JEDR
9/10/2023	From DRR for 9/10/2023	313.54		2023-09-0024	JEDR
9/11/2023	From DRR for 9/11/2023		310.79	2023-09-0050	JEDR
9/12/2023	From DRR for 9/12/2023		1,391.03	2023-09-0064	JEDR
9/13/2023	TX: KANSAS DEPT OF REVENUE	14,406.63		2023-09-0069	APIV
9/13/2023	From DRR for 9/13/2023		1,598.71	2023-09-0073	JEDR
9/14/2023	From DRR for 9/14/2023		1,179.30	2023-09-0075	JEDR
9/15/2023	From DRR for 9/15/2023		630.27	2023-09-0093	JEDR
9/16/2023	From DRR for 9/16/2023		1,078.39	2023-09-0094	JEDR
9/17/2023	From DRR for 9/17/2023		200.19	2023-09-0095	JEDR
9/18/2023	From DRR for 9/18/2023		133.49	2023-09-0096	JEDR
9/19/2023	From DRR for 9/19/2023		251.56	2023-09-0097	JEDR
9/20/2023	From DRR for 9/20/2023		997.35	2023-09-0098	JEDR
9/21/2023	From DRR for 9/21/2023		1,050.34	2023-09-0101	JEDR
9/22/2023	From DRR for 9/22/2023		1,459.11	2023-09-0103	JEDR
9/23/2023	From DRR for 9/23/2023		1,151.90	2023-09-0104	JEDR
9/24/2023	From DRR for 9/24/2023		59.06	2023-09-0105	JEDR
9/25/2023	From DRR for 9/25/2023		854.76	2023-09-0106	JEDR
9/26/2023	From DRR for 9/26/2023		1,150.39	2023-09-0194	JEDR
9/27/2023	From DRR for 9/27/2023		494.11	2023-09-0200	JEDR
9/28/2023	From DRR for 9/28/2023		359.86	2023-09-0201	JEDR
9/29/2023	From DRR for 9/29/2023		322.37	2023-09-0220	JEDR
9/30/2023	From DRR for 9/30/2023		395.88	2023-09-0221	JEDR
Total for Account #2610000.000		14,721.17	21,281.16		
Beginning Balance -14,406.63		Ending Balance -20,966.62		Net Change -6,559.99	
2612500.000	Occupancy Tax - County				
Total for Account #2612500.000		0.00	0.00		
Beginning Balance -368.00		Ending Balance -368.00		Net Change 0.00	
2632500.000	Sales Tax - Liquor Sales				
9/1/2023	From DRR for 9/1/2023		0.50	2023-09-0006	JEDR
9/2/2023	From DRR for 9/2/2023		15.50	2023-09-0007	JEDR
9/3/2023	From DRR for 9/3/2023		39.01	2023-09-0008	JEDR
9/4/2023	From DRR for 9/4/2023		62.24	2023-09-0009	JEDR
9/7/2023	From DRR for 9/7/2023		9.91	2023-09-0015	JEDR
9/8/2023	From DRR for 9/8/2023		19.58	2023-09-0022	JEDR
9/9/2023	From DRR for 9/9/2023		58.64	2023-09-0023	JEDR
9/12/2023	From DRR for 9/12/2023		45.89	2023-09-0064	JEDR
9/13/2023	TX: KANSAS DEPT OF REVENUE	567.15		2023-09-0067	APIV
9/13/2023	From DRR for 9/13/2023		18.25	2023-09-0073	JEDR
9/14/2023	From DRR for 9/14/2023		18.20	2023-09-0075	JEDR
9/15/2023	From DRR for 9/15/2023		57.59	2023-09-0093	JEDR
9/16/2023	From DRR for 9/16/2023		22.33	2023-09-0094	JEDR
9/17/2023	From DRR for 9/17/2023		83.05	2023-09-0095	JEDR
9/20/2023	From DRR for 9/20/2023		17.35	2023-09-0098	JEDR
9/21/2023	From DRR for 9/21/2023		8.65	2023-09-0101	JEDR
9/22/2023	From DRR for 9/22/2023		30.06	2023-09-0103	JEDR
9/23/2023	From DRR for 9/23/2023		82.10	2023-09-0104	JEDR
9/24/2023	From DRR for 9/24/2023		171.94	2023-09-0105	JEDR
9/25/2023	From DRR for 9/25/2023		28.90	2023-09-0106	JEDR
9/27/2023	From DRR for 9/27/2023		29.24	2023-09-0200	JEDR
9/28/2023	From DRR for 9/28/2023		36.22	2023-09-0201	JEDR

TOKS Associates LLC

General Ledger Activity

From 9/1/2023 to 9/30/2023 for Ledger Accounts 1000500.000 to 999999999.000

Show accounts with no activity if beginning balance is not zero

Account #	Account Name	Debit	Credit	Journal ID	Source
2632500.000	Sales Tax - Liquor Sales				
9/29/2023	From DRR for 9/29/2023		11.50	2023-09-0220	JEDR
9/30/2023	From DRR for 9/30/2023		10.81	2023-09-0221	JEDR
	Total for Account #2632500.000	567.15	877.46		
Beginning Balance	-567.15				
			Ending Balance -877.46		Net Change -310.31
2647500.000	Use Tax				
9/8/2023	LMD Associates, LLC		140.25	2023-09-0018	APIV
9/10/2023	LMD Associates, LLC		31.42	2023-09-0043	APIV
9/13/2023	TX: KANSAS DEPT OF REVENUE	233.38		2023-09-0066	APIV
9/25/2023	LMD Associates, LLC		61.71	2023-09-0182	APIV
9/26/2023	Image Print Solutions		11.07	2023-09-0107	APIV
	Total for Account #2647500.000	233.38	244.45		
Beginning Balance	-233.38				
			Ending Balance -244.45		Net Change -11.07
2900000.000	Equity - Partner				
	Total for Account #2900000.000	0.00	0.00		
Beginning Balance	-1,240,491.30				
			Ending Balance -1,240,491.30		Net Change 0.00
2945000.000	Cummulative Deficit - Prior Owner				
	Total for Account #2945000.000	0.00	0.00		
Beginning Balance	122,828.92				
			Ending Balance 122,828.92		Net Change 0.00
2965000.000	Equity - Retained Earnings Prior Years				
	Total for Account #2965000.000	0.00	0.00		
Beginning Balance	458,653.11				
			Ending Balance 458,653.11		Net Change 0.00
103000700.000	Corporate Transient				
9/11/2023	From DRR for 9/11/2023		310.37	2023-09-0050	JEDR
	Total for Account #103000700.000	0.00	310.37		
Beginning Balance	-139.71				
			Ending Balance -450.08		Net Change -310.37
103001200.000	Leisure Package Transient				
9/8/2023	From DRR for 9/8/2023		84.00	2023-09-0022	JEDR
	Total for Account #103001200.000	0.00	84.00		
Beginning Balance	-878.00				
			Ending Balance -962.00		Net Change -84.00
103001400.000	Internet/E-Commerce				
9/1/2023	From DRR for 9/1/2023		266.96	2023-09-0006	JEDR
9/2/2023	From DRR for 9/2/2023		612.98	2023-09-0007	JEDR
9/3/2023	From DRR for 9/3/2023		840.33	2023-09-0008	JEDR
9/4/2023	From DRR for 9/4/2023		134.09	2023-09-0009	JEDR
9/5/2023	From DRR for 9/5/2023		317.89	2023-09-0011	JEDR
9/6/2023	From DRR for 9/6/2023		265.69	2023-09-0014	JEDR
9/7/2023	From DRR for 9/7/2023		816.00	2023-09-0015	JEDR
9/8/2023	From DRR for 9/8/2023		1,985.16	2023-09-0022	JEDR
9/9/2023	From DRR for 9/9/2023		1,871.53	2023-09-0023	JEDR
9/10/2023	From DRR for 9/10/2023		414.96	2023-09-0024	JEDR
9/12/2023	From DRR for 9/12/2023		513.71	2023-09-0064	JEDR
9/13/2023	From DRR for 9/13/2023		143.52	2023-09-0073	JEDR
9/14/2023	From DRR for 9/14/2023		451.01	2023-09-0075	JEDR
9/15/2023	From DRR for 9/15/2023		1,398.35	2023-09-0093	JEDR
9/16/2023	From DRR for 9/16/2023		2,147.02	2023-09-0094	JEDR

TOKS Associates LLC

General Ledger Activity

From 9/1/2023 to 9/30/2023 for Ledger Accounts 1000500.000 to 999999999.000

Show accounts with no activity if beginning balance is not zero

Account #	Account Name	Debit	Credit	Journal ID	Source
103001400.000	Internet/E-Commerce				
9/17/2023	From DRR for 9/17/2023		340.84	2023-09-0095	JEDR
9/18/2023	From DRR for 9/18/2023		133.49	2023-09-0096	JEDR
9/19/2023	From DRR for 9/19/2023		221.29	2023-09-0097	JEDR
9/20/2023	From DRR for 9/20/2023		533.37	2023-09-0098	JEDR
9/21/2023	From DRR for 9/21/2023		449.91	2023-09-0101	JEDR
9/22/2023	From DRR for 9/22/2023		1,909.30	2023-09-0103	JEDR
9/23/2023	From DRR for 9/23/2023		3,153.90	2023-09-0104	JEDR
9/24/2023	From DRR for 9/24/2023		303.70	2023-09-0105	JEDR
9/25/2023	From DRR for 9/25/2023		786.75	2023-09-0106	JEDR
9/26/2023	From DRR for 9/26/2023		817.31	2023-09-0194	JEDR
9/27/2023	From DRR for 9/27/2023		1,067.31	2023-09-0200	JEDR
9/28/2023	From DRR for 9/28/2023		919.65	2023-09-0201	JEDR
9/29/2023	From DRR for 9/29/2023		1,672.12	2023-09-0220	JEDR
9/30/2023	From DRR for 9/30/2023		1,571.16	2023-09-0221	JEDR
Total for Account #103001400.000		0.00	26,059.30		
Beginning Balance	-274,442.35			Ending Balance	-300,501.65
				Net Change	-26,059.30
103001450.000	E-Commerce Opaque				
Total for Account #103001450.000		0.00	0.00		
Beginning Balance	-320.71			Ending Balance	-320.71
				Net Change	0.00
103009800.000	Adjustments Service				
Total for Account #103009800.000		0.00	0.00		
Beginning Balance	4,404.95			Ending Balance	4,404.95
				Net Change	0.00
103010200.000	Government Transient				
9/2/2023	From DRR for 9/2/2023		98.00	2023-09-0007	JEDR
9/3/2023	From DRR for 9/3/2023		196.00	2023-09-0008	JEDR
9/5/2023	From DRR for 9/5/2023		196.00	2023-09-0011	JEDR
9/6/2023	From DRR for 9/6/2023		294.00	2023-09-0014	JEDR
9/7/2023	From DRR for 9/7/2023		294.00	2023-09-0015	JEDR
9/8/2023	From DRR for 9/8/2023		196.00	2023-09-0022	JEDR
9/9/2023	From DRR for 9/9/2023		294.00	2023-09-0023	JEDR
9/10/2023	From DRR for 9/10/2023		196.00	2023-09-0024	JEDR
9/11/2023	From DRR for 9/11/2023		392.00	2023-09-0050	JEDR
9/12/2023	From DRR for 9/12/2023		392.00	2023-09-0064	JEDR
9/13/2023	From DRR for 9/13/2023		196.00	2023-09-0073	JEDR
9/14/2023	From DRR for 9/14/2023		98.00	2023-09-0075	JEDR
9/15/2023	From DRR for 9/15/2023		98.00	2023-09-0093	JEDR
9/17/2023	From DRR for 9/17/2023		98.00	2023-09-0095	JEDR
9/18/2023	From DRR for 9/18/2023		392.00	2023-09-0096	JEDR
9/19/2023	From DRR for 9/19/2023		784.00	2023-09-0097	JEDR
9/20/2023	From DRR for 9/20/2023		1,176.00	2023-09-0098	JEDR
9/21/2023	From DRR for 9/21/2023		1,078.00	2023-09-0101	JEDR
9/22/2023	From DRR for 9/22/2023		1,470.00	2023-09-0103	JEDR
9/23/2023	From DRR for 9/23/2023		686.00	2023-09-0104	JEDR
9/24/2023	From DRR for 9/24/2023		49.00	2023-09-0105	JEDR
9/25/2023	From DRR for 9/25/2023		294.00	2023-09-0106	JEDR
9/26/2023	From DRR for 9/26/2023		392.00	2023-09-0194	JEDR
9/27/2023	From DRR for 9/27/2023		294.00	2023-09-0200	JEDR
9/28/2023	From DRR for 9/28/2023		98.00	2023-09-0201	JEDR
9/30/2023	From DRR for 9/30/2023		294.00	2023-09-0221	JEDR

TOKS Associates LLC

General Ledger Activity

From 9/1/2023 to 9/30/2023 for Ledger Accounts 1000500.000 to 999999999.000

Show accounts with no activity if beginning balance is not zero

Account #	Account Name				
Period Date	Reference	Debit	Credit	Journal ID	Source
Total for Account #103010200.000		0.00	10,045.00		
Beginning Balance -79,081.79					
		Ending Balance -89,126.79			Net Change -10,045.00
103010300.000	Rack Transient				
9/1/2023	From DRR for 9/1/2023		794.52	2023-09-0006	JEDR
9/2/2023	From DRR for 9/2/2023		1,889.63	2023-09-0007	JEDR
9/3/2023	From DRR for 9/3/2023		1,497.86	2023-09-0008	JEDR
9/4/2023	From DRR for 9/4/2023		278.55	2023-09-0009	JEDR
9/5/2023	From DRR for 9/5/2023		827.04	2023-09-0011	JEDR
9/6/2023	From DRR for 9/6/2023		509.11	2023-09-0014	JEDR
9/7/2023	From DRR for 9/7/2023		1,471.56	2023-09-0015	JEDR
9/8/2023	From DRR for 9/8/2023		2,171.01	2023-09-0022	JEDR
9/9/2023	From DRR for 9/9/2023		2,148.28	2023-09-0023	JEDR
9/10/2023	From DRR for 9/10/2023		540.62	2023-09-0024	JEDR
9/11/2023	From DRR for 9/11/2023		1,415.70	2023-09-0050	JEDR
9/12/2023	From DRR for 9/12/2023		1,842.23	2023-09-0064	JEDR
9/13/2023	From DRR for 9/13/2023		2,230.23	2023-09-0073	JEDR
9/14/2023	From DRR for 9/14/2023		2,486.39	2023-09-0075	JEDR
9/15/2023	From DRR for 9/15/2023		1,620.19	2023-09-0093	JEDR
9/16/2023	From DRR for 9/16/2023		4,512.11	2023-09-0094	JEDR
9/17/2023	From DRR for 9/17/2023		678.00	2023-09-0095	JEDR
9/18/2023	From DRR for 9/18/2023		755.48	2023-09-0096	JEDR
9/19/2023	From DRR for 9/19/2023		1,671.50	2023-09-0097	JEDR
9/20/2023	From DRR for 9/20/2023		5,616.34	2023-09-0098	JEDR
9/21/2023	From DRR for 9/21/2023		5,587.30	2023-09-0101	JEDR
9/22/2023	From DRR for 9/22/2023		4,182.00	2023-09-0103	JEDR
9/23/2023	From DRR for 9/23/2023		6,262.79	2023-09-0104	JEDR
9/24/2023	From DRR for 9/24/2023		388.89	2023-09-0105	JEDR
9/25/2023	From DRR for 9/25/2023		1,347.10	2023-09-0106	JEDR
9/26/2023	From DRR for 9/26/2023		1,243.30	2023-09-0194	JEDR
9/27/2023	From DRR for 9/27/2023		2,245.12	2023-09-0200	JEDR
9/28/2023	From DRR for 9/28/2023		2,397.12	2023-09-0201	JEDR
9/29/2023	From DRR for 9/29/2023		2,323.17	2023-09-0220	JEDR
9/30/2023	From DRR for 9/30/2023		2,067.22	2023-09-0221	JEDR
Total for Account #103010300.000		0.00	63,000.36		
Beginning Balance -528,747.04					
		Ending Balance -591,747.40			Net Change -63,000.36
103010500.000	Local Negotiated Transient				
9/3/2023	From DRR for 9/3/2023		140.00	2023-09-0008	JEDR
9/4/2023	From DRR for 9/4/2023		65.00	2023-09-0009	JEDR
9/5/2023	From DRR for 9/5/2023		154.00	2023-09-0011	JEDR
9/6/2023	From DRR for 9/6/2023		79.00	2023-09-0014	JEDR
9/7/2023	From DRR for 9/7/2023		279.00	2023-09-0015	JEDR
9/8/2023	From DRR for 9/8/2023		225.00	2023-09-0022	JEDR
9/11/2023	From DRR for 9/11/2023		201.50	2023-09-0050	JEDR
9/12/2023	From DRR for 9/12/2023		79.00	2023-09-0064	JEDR
9/15/2023	From DRR for 9/15/2023		75.00	2023-09-0093	JEDR
9/17/2023	From DRR for 9/17/2023		268.00	2023-09-0095	JEDR
9/19/2023	From DRR for 9/19/2023		219.00	2023-09-0097	JEDR
9/20/2023	From DRR for 9/20/2023		173.00	2023-09-0098	JEDR
9/21/2023	From DRR for 9/21/2023		94.00	2023-09-0101	JEDR
9/22/2023	From DRR for 9/22/2023		523.00	2023-09-0103	JEDR
9/23/2023	From DRR for 9/23/2023		253.00	2023-09-0104	JEDR
9/25/2023	From DRR for 9/25/2023		75.00	2023-09-0106	JEDR

TOKS Associates LLC

General Ledger Activity

From 9/1/2023 to 9/30/2023 for Ledger Accounts 1000500.000 to 999999999.000

Show accounts with no activity if beginning balance is not zero

Account #	Account Name	Debit	Credit	Journal ID	Source
103010500.000	Local Negotiated Transient				
9/26/2023	From DRR for 9/26/2023	222.50		2023-09-0194	JEDR
9/27/2023	From DRR for 9/27/2023		64.00	2023-09-0200	JEDR
Total for Account #103010500.000		222.50	2,966.50		
Beginning Balance	-29,324.40				
		Ending Balance -32,068.40			Net Change -2,744.00
103011300.000	Corporate Group				
Total for Account #103011300.000		0.00	0.00		
Beginning Balance	-7,656.72				
		Ending Balance -7,656.72			Net Change 0.00
103011500.000	Government Group				
9/7/2023	From DRR for 9/7/2023		94.00	2023-09-0015	JEDR
9/9/2023	From DRR for 9/9/2023		4,278.00	2023-09-0023	JEDR
9/10/2023	From DRR for 9/10/2023		786.00	2023-09-0024	JEDR
9/25/2023	From DRR for 9/25/2023		8,520.00	2023-09-0106	JEDR
9/26/2023	From DRR for 9/26/2023		8,763.00	2023-09-0194	JEDR
9/27/2023	From DRR for 9/27/2023		2,928.00	2023-09-0200	JEDR
9/28/2023	From DRR for 9/28/2023		1,329.00	2023-09-0201	JEDR
Total for Account #103011500.000		0.00	26,698.00		
Beginning Balance	-117,380.53				
		Ending Balance -144,078.53			Net Change -26,698.00
103011700.000	Association Group				
9/8/2023	From DRR for 9/8/2023		3,756.00	2023-09-0022	JEDR
9/10/2023	From DRR for 9/10/2023		218.00	2023-09-0024	JEDR
9/11/2023	From DRR for 9/11/2023		3,538.00	2023-09-0050	JEDR
9/12/2023	From DRR for 9/12/2023		14,797.00	2023-09-0064	JEDR
9/13/2023	From DRR for 9/13/2023		17,780.00	2023-09-0073	JEDR
9/14/2023	From DRR for 9/14/2023		12,210.00	2023-09-0075	JEDR
9/15/2023	From DRR for 9/15/2023		3,093.00	2023-09-0093	JEDR
9/16/2023	From DRR for 9/16/2023		2,883.00	2023-09-0094	JEDR
9/17/2023	From DRR for 9/17/2023		420.00	2023-09-0095	JEDR
9/19/2023	From DRR for 9/19/2023		1,317.00	2023-09-0097	JEDR
9/20/2023	From DRR for 9/20/2023		6,615.00	2023-09-0098	JEDR
9/21/2023	From DRR for 9/21/2023		7,565.00	2023-09-0101	JEDR
9/22/2023	From DRR for 9/22/2023		1,871.00	2023-09-0103	JEDR
9/23/2023	From DRR for 9/23/2023		1,673.00	2023-09-0104	JEDR
9/27/2023	From DRR for 9/27/2023	297.00		2023-09-0200	JEDR
9/28/2023	From DRR for 9/28/2023	115.00		2023-09-0201	JEDR
Total for Account #103011700.000		412.00	77,736.00		
Beginning Balance	-224,276.00				
		Ending Balance -301,600.00			Net Change -77,324.00
103012000.000	SMERF Group				
9/1/2023	From DRR for 9/1/2023		18,087.60	2023-09-0006	JEDR
9/2/2023	From DRR for 9/2/2023		18,293.20	2023-09-0007	JEDR
9/3/2023	From DRR for 9/3/2023		13,461.60	2023-09-0008	JEDR
9/4/2023	From DRR for 9/4/2023	495.00		2023-09-0009	JEDR
9/6/2023	From DRR for 9/6/2023	1,123.35		2023-09-0014	JEDR
9/7/2023	From DRR for 9/7/2023		3,276.00	2023-09-0015	JEDR
9/8/2023	From DRR for 9/8/2023		5,455.00	2023-09-0022	JEDR
9/9/2023	From DRR for 9/9/2023		1,463.00	2023-09-0023	JEDR
9/10/2023	From DRR for 9/10/2023		917.00	2023-09-0024	JEDR
9/11/2023	From DRR for 9/11/2023	782.00		2023-09-0050	JEDR
9/12/2023	From DRR for 9/12/2023		2,071.00	2023-09-0064	JEDR

TOKS Associates LLC

General Ledger Activity

From 9/1/2023 to 9/30/2023 for Ledger Accounts 1000500.000 to 999999999.000

Show accounts with no activity if beginning balance is not zero

Account #	Account Name	Debit	Credit	Journal ID	Source
103012000.000	SMERF Group				
9/13/2023	From DRR for 9/13/2023		2,289.00	2023-09-0073	JEDR
9/14/2023	From DRR for 9/14/2023		1,304.00	2023-09-0075	JEDR
9/15/2023	From DRR for 9/15/2023		2,656.00	2023-09-0093	JEDR
9/16/2023	From DRR for 9/16/2023		5,641.00	2023-09-0094	JEDR
9/17/2023	From DRR for 9/17/2023		1,027.00	2023-09-0095	JEDR
9/18/2023	From DRR for 9/18/2023		607.00	2023-09-0096	JEDR
9/19/2023	From DRR for 9/19/2023	666.00		2023-09-0097	JEDR
9/21/2023	From DRR for 9/21/2023		182.00	2023-09-0101	JEDR
9/22/2023	From DRR for 9/22/2023		10,678.00	2023-09-0103	JEDR
9/23/2023	From DRR for 9/23/2023		4,265.90	2023-09-0104	JEDR
9/24/2023	From DRR for 9/24/2023		91.00	2023-09-0105	JEDR
9/25/2023	From DRR for 9/25/2023		1,074.00	2023-09-0106	JEDR
9/26/2023	From DRR for 9/26/2023		5,290.00	2023-09-0194	JEDR
9/27/2023	From DRR for 9/27/2023		686.00	2023-09-0200	JEDR
9/28/2023	From DRR for 9/28/2023		308.00	2023-09-0201	JEDR
9/29/2023	From DRR for 9/29/2023		762.00	2023-09-0220	JEDR
9/30/2023	From DRR for 9/30/2023		1,596.00	2023-09-0221	JEDR
Total for Account #103012000.000		3,066.35	101,481.30		
Beginning Balance -613,333.89		Ending Balance -711,748.84		Net Change -98,414.95	
103013800.000	Pet/Smoking/Damage Fees				
9/1/2023	From DRR for 9/1/2023		75.00	2023-09-0006	JEDR
9/2/2023	From DRR for 9/2/2023		325.00	2023-09-0007	JEDR
9/3/2023	From DRR for 9/3/2023	250.00		2023-09-0008	JEDR
9/4/2023	From DRR for 9/4/2023	178.00		2023-09-0009	JEDR
9/14/2023	From DRR for 9/14/2023		150.00	2023-09-0075	JEDR
9/15/2023	From DRR for 9/15/2023		75.00	2023-09-0093	JEDR
9/16/2023	From DRR for 9/16/2023		75.00	2023-09-0094	JEDR
9/28/2023	From DRR for 9/28/2023		150.00	2023-09-0201	JEDR
9/30/2023	From DRR for 9/30/2023		75.00	2023-09-0221	JEDR
Total for Account #103013800.000		428.00	925.00		
Beginning Balance -23,405.71		Ending Balance -23,902.71		Net Change -497.00	
103013900.000	Cot/Rollaway Revenue				
Total for Account #103013900.000		0.00	0.00		
Beginning Balance -340.00		Ending Balance -340.00		Net Change 0.00	
105000500.000	Front Office Management				
9/7/2023	To Rec PPE 08/21/23 - 09/03/23 Pay Date 09/08/23			2023-09-0012	JERC
9/7/2023	Reversal of JEID 2023-08-0282 - To Accrue PR 08/21 - 08/31 (11 days)			2023-09-0013	JERV
9/22/2023	To Rec PPE 09/04/23 - 09/17/23 Pay Date 09/22/23			2023-09-0100	JERC
9/30/2023	To Rec PPE 09/18/23 - 10/01/23 Pay Date 10/06/23			2023-09-0253	JERC
9/30/2023	To Reverse PR 10/01 (1 day)			2023-09-0254	JERC
Total for Account #105000500.000		0.00	0.00		
Beginning Balance 29,258.20		Ending Balance 29,258.20		Net Change 0.00	
105001000.000	Housekeeping Management				
9/7/2023	To Rec PPE 08/21/23 - 09/03/23 Pay Date 09/08/23	1,426.92		2023-09-0012	JERC

TOKS Associates LLC

General Ledger Activity

From 9/1/2023 to 9/30/2023 for Ledger Accounts 1000500.000 to 999999999.000

Show accounts with no activity if beginning balance is not zero

Account #	Account Name	Debit	Credit	Journal ID	Source		
105001000.000	Housekeeping Management						
9/7/2023	Reversal of JEID 2023-08-0282 - To Accrue PR 08/21 - 08/31 (11 days)		1,121.15	2023-09-0013	JERV		
9/22/2023	To Rec PPE 09/04/23 - 09/17/23 Pay Date 09/22/23			2023-09-0100	JERC		
9/30/2023	To Rec PPE 09/18/23 - 10/01/23 Pay Date 10/06/23			2023-09-0253	JERC		
9/30/2023	To Reverse PR 10/01 (1 day)			2023-09-0254	JERC		
	Total for Account #105001000.000	1,426.92	1,121.15				
Beginning Balance	33,393.57			Ending Balance	33,699.34	Net Change	305.77
105100500.000	Front Office Agents						
9/7/2023	To Rec PPE 08/21/23 - 09/03/23 Pay Date 09/08/23	6,670.06		2023-09-0012	JERC		
9/7/2023	Reversal of JEID 2023-08-0282 - To Accrue PR 08/21 - 08/31 (11 days)		5,240.76	2023-09-0013	JERV		
9/22/2023	To Rec PPE 09/04/23 - 09/17/23 Pay Date 09/22/23	6,849.35		2023-09-0100	JERC		
9/30/2023	To Rec PPE 09/18/23 - 10/01/23 Pay Date 10/06/23	6,233.97		2023-09-0253	JERC		
9/30/2023	To Reverse PR 10/01 (1 day)		445.28	2023-09-0254	JERC		
	Total for Account #105100500.000	19,753.38	5,686.04				
Beginning Balance	90,792.56			Ending Balance	104,859.90	Net Change	14,067.34
105101500.000	Night Auditors						
9/7/2023	To Rec PPE 08/21/23 - 09/03/23 Pay Date 09/08/23	1,551.44		2023-09-0012	JERC		
9/7/2023	Reversal of JEID 2023-08-0282 - To Accrue PR 08/21 - 08/31 (11 days)		1,218.99	2023-09-0013	JERV		
9/22/2023	To Rec PPE 09/04/23 - 09/17/23 Pay Date 09/22/23	1,658.00		2023-09-0100	JERC		
9/30/2023	To Rec PPE 09/18/23 - 10/01/23 Pay Date 10/06/23	1,522.40		2023-09-0253	JERC		
9/30/2023	To Reverse PR 10/01 (1 day)		108.74	2023-09-0254	JERC		
	Total for Account #105101500.000	4,731.84	1,327.73				
Beginning Balance	22,898.09			Ending Balance	26,302.20	Net Change	3,404.11
105105000.000	Housekeeping Supervisors						
9/7/2023	To Rec PPE 08/21/23 - 09/03/23 Pay Date 09/08/23	968.16		2023-09-0012	JERC		
9/7/2023	Reversal of JEID 2023-08-0282 - To Accrue PR 08/21 - 08/31 (11 days)		760.70	2023-09-0013	JERV		
9/22/2023	To Rec PPE 09/04/23 - 09/17/23 Pay Date 09/22/23	881.92		2023-09-0100	JERC		
9/30/2023	To Rec PPE 09/18/23 - 10/01/23 Pay Date 10/06/23	1,891.98		2023-09-0253	JERC		
9/30/2023	To Reverse PR 10/01 (1 day)		135.14	2023-09-0254	JERC		
	Total for Account #105105000.000	3,742.06	895.84				
Beginning Balance	24,879.10			Ending Balance	27,725.32	Net Change	2,846.22
105105500.000	Room Attendants						
9/7/2023	To Rec PPE 08/21/23 - 09/03/23 Pay Date 09/08/23	371.00		2023-09-0012	JERC		
9/7/2023	To Rec PPE 08/21/23 - 09/03/23 Pay Date 09/08/23	3,071.13		2023-09-0012	JERC		

TOKS Associates LLC

General Ledger Activity

From 9/1/2023 to 9/30/2023 for Ledger Accounts 1000500.000 to 999999999.000

Show accounts with no activity if beginning balance is not zero

Account #	Account Name	Debit	Credit	Journal ID	Source
105105500.000	Room Attendants				
9/7/2023	Reversal of JEID 2023-08-0282 - To Accrue PR 08/21 - 08/31 (11 days)		2,413.03	2023-09-0013	JERV
9/22/2023	To Rec PPE 09/04/23 - 09/17/23 Pay Date 09/22/23	468.00		2023-09-0100	JERC
9/22/2023	To Rec PPE 09/04/23 - 09/17/23 Pay Date 09/22/23	2,635.41		2023-09-0100	JERC
9/30/2023	To Rec PPE 09/18/23 - 10/01/23 Pay Date 10/06/23	206.00		2023-09-0253	JERC
9/30/2023	To Rec PPE 09/18/23 - 10/01/23 Pay Date 10/06/23	3,451.41		2023-09-0253	JERC
9/30/2023	To Reverse PR 10/01 (1 day)		246.53	2023-09-0254	JERC
Total for Account #105105500.000		10,202.95	2,659.56		
Beginning Balance 94,751.29		Ending Balance 102,294.68		Net Change 7,543.39	
105106000.000	Housepersons				
9/7/2023	To Rec PPE 08/21/23 - 09/03/23 Pay Date 09/08/23	3,139.87		2023-09-0012	JERC
9/7/2023	Reversal of JEID 2023-08-0282 - To Accrue PR 08/21 - 08/31 (11 days)		2,467.04	2023-09-0013	JERV
9/22/2023	To Rec PPE 09/04/23 - 09/17/23 Pay Date 09/22/23	3,080.35		2023-09-0100	JERC
9/30/2023	To Rec PPE 09/18/23 - 10/01/23 Pay Date 10/06/23	3,559.82		2023-09-0253	JERC
9/30/2023	To Reverse PR 10/01 (1 day)		254.27	2023-09-0254	JERC
Total for Account #105106000.000		9,780.04	2,721.31		
Beginning Balance 52,299.84		Ending Balance 59,358.57		Net Change 7,058.73	
105107000.000	Public Area Attendants				
9/7/2023	To Rec PPE 08/21/23 - 09/03/23 Pay Date 09/08/23			2023-09-0012	JERC
9/7/2023	Reversal of JEID 2023-08-0282 - To Accrue PR 08/21 - 08/31 (11 days)			2023-09-0013	JERV
9/22/2023	To Rec PPE 09/04/23 - 09/17/23 Pay Date 09/22/23			2023-09-0100	JERC
9/30/2023	To Rec PPE 09/18/23 - 10/01/23 Pay Date 10/06/23			2023-09-0253	JERC
9/30/2023	To Reverse PR 10/01 (1 day)			2023-09-0254	JERC
Total for Account #105107000.000		0.00	0.00		
Beginning Balance 17,361.86		Ending Balance 17,361.86		Net Change 0.00	
105109000.000	Laundry Attendants				
9/7/2023	To Rec PPE 08/21/23 - 09/03/23 Pay Date 09/08/23	3,863.44		2023-09-0012	JERC
9/7/2023	Reversal of JEID 2023-08-0282 - To Accrue PR 08/21 - 08/31 (11 days)		3,035.56	2023-09-0013	JERV
9/22/2023	To Rec PPE 09/04/23 - 09/17/23 Pay Date 09/22/23	3,797.53		2023-09-0100	JERC
9/30/2023	To Rec PPE 09/18/23 - 10/01/23 Pay Date 10/06/23	4,036.42		2023-09-0253	JERC
9/30/2023	To Reverse PR 10/01 (1 day)		288.32	2023-09-0254	JERC
Total for Account #105109000.000		11,697.39	3,323.88		
Beginning Balance 38,528.34		Ending Balance 46,901.85		Net Change 8,373.51	

TOKS Associates LLC

General Ledger Activity

From 9/1/2023 to 9/30/2023 for Ledger Accounts 1000500.000 to 999999999.000

Show accounts with no activity if beginning balance is not zero

Account #	Account Name	Debit	Credit	Journal ID	Source
Period Date	Reference				
105700000.000	FICA				
9/7/2023	To Rec PPE 08/21/23 - 09/03/23 Pay Date 09/08/23	534.29		2023-09-0012	JERC
9/7/2023	To Rec PPE 08/21/23 - 09/03/23 Pay Date 09/08/23	1,028.56		2023-09-0012	JERC
9/7/2023	Reversal of JEID 2023-08-0282 - To Accrue PR 08/21 - 08/31 (11 days)		419.80	2023-09-0013	JERV
9/7/2023	Reversal of JEID 2023-08-0282 - To Accrue PR 08/21 - 08/31 (11 days)		808.15	2023-09-0013	JERV
9/22/2023	To Rec PPE 09/04/23 - 09/17/23 Pay Date 09/22/23	612.70		2023-09-0100	JERC
9/22/2023	To Rec PPE 09/04/23 - 09/17/23 Pay Date 09/22/23	959.98		2023-09-0100	JERC
9/30/2023	To Rec PPE 09/18/23 - 10/01/23 Pay Date 10/06/23	583.49		2023-09-0253	JERC
9/30/2023	To Rec PPE 09/18/23 - 10/01/23 Pay Date 10/06/23	973.42		2023-09-0253	JERC
9/30/2023	To Reverse PR 10/01 (1 day)		41.68	2023-09-0254	JERC
9/30/2023	To Reverse PR 10/01 (1 day)		69.53	2023-09-0254	JERC
Total for Account #105700000.000		4,692.44	1,339.16		
Beginning Balance 31,741.65		Ending Balance 35,094.93		Net Change 3,353.28	
105700500.000	Federal Unemployment Tax				
9/7/2023	To Rec PPE 08/21/23 - 09/03/23 Pay Date 09/08/23	4.49		2023-09-0012	JERC
9/7/2023	To Rec PPE 08/21/23 - 09/03/23 Pay Date 09/08/23	8.62		2023-09-0012	JERC
9/7/2023	Reversal of JEID 2023-08-0282 - To Accrue PR 08/21 - 08/31 (11 days)		3.53	2023-09-0013	JERV
9/7/2023	Reversal of JEID 2023-08-0282 - To Accrue PR 08/21 - 08/31 (11 days)		6.78	2023-09-0013	JERV
9/22/2023	To Rec PPE 09/04/23 - 09/17/23 Pay Date 09/22/23	4.87		2023-09-0100	JERC
9/22/2023	To Rec PPE 09/04/23 - 09/17/23 Pay Date 09/22/23	7.61		2023-09-0100	JERC
9/30/2023	To Rec PPE 09/18/23 - 10/01/23 Pay Date 10/06/23	7.20		2023-09-0253	JERC
9/30/2023	To Rec PPE 09/18/23 - 10/01/23 Pay Date 10/06/23	12.02		2023-09-0253	JERC
9/30/2023	To Reverse PR 10/01 (1 day)		0.51	2023-09-0254	JERC
9/30/2023	To Reverse PR 10/01 (1 day)		0.86	2023-09-0254	JERC
Total for Account #105700500.000		44.81	11.68		
Beginning Balance 1,007.10		Ending Balance 1,040.23		Net Change 33.13	
105701000.000	State Unemployment Tax				
9/7/2023	To Rec PPE 08/21/23 - 09/03/23 Pay Date 09/08/23	48.50		2023-09-0012	JERC
9/7/2023	To Rec PPE 08/21/23 - 09/03/23 Pay Date 09/08/23	93.36		2023-09-0012	JERC
9/7/2023	Reversal of JEID 2023-08-0282 - To Accrue PR 08/21 - 08/31 (11 days)		38.10	2023-09-0013	JERV
9/7/2023	Reversal of JEID 2023-08-0282 - To Accrue PR 08/21 - 08/31 (11 days)		73.35	2023-09-0013	JERV
9/22/2023	To Rec PPE 09/04/23 - 09/17/23 Pay Date 09/22/23	56.76		2023-09-0100	JERC
9/22/2023	To Rec PPE 09/04/23 - 09/17/23 Pay Date 09/22/23	88.93		2023-09-0100	JERC

TOKS Associates LLC

General Ledger Activity

From 9/1/2023 to 9/30/2023 for Ledger Accounts 1000500.000 to 999999999.000

Show accounts with no activity if beginning balance is not zero

Account #	Account Name	Debit	Credit	Journal ID	Source
105701000.000	State Unemployment Tax				
9/30/2023	To Rec PPE 09/18/23 - 10/01/23 Pay Date 10/06/23	59.56		2023-09-0253	JERC
9/30/2023	To Rec PPE 09/18/23 - 10/01/23 Pay Date 10/06/23	99.36		2023-09-0253	JERC
9/30/2023	To Reverse PR 10/01 (1 day)		4.25	2023-09-0254	JERC
9/30/2023	To Reverse PR 10/01 (1 day)		7.10	2023-09-0254	JERC
	Total for Account #105701000.000	446.47	122.80		
Beginning Balance	7,233.01		Ending Balance 7,556.68		Net Change 323.67
105701500.000	Worker's Compensation				
9/30/2023	To Exp WC PPD	1,953.28		2023-09-0230	JEMN
	Total for Account #105701500.000	1,953.28	0.00		
Beginning Balance	32,971.28		Ending Balance 34,924.56		Net Change 1,953.28
105800000.000	Group Insurance				
9/1/2023	Sun Life	102.45		2023-09-0002	APIV
9/7/2023	To Rec PPE 08/21/23 - 09/03/23 Pay Date 09/08/23		95.45	2023-09-0012	JERC
9/7/2023	To Rec PPE 08/21/23 - 09/03/23 Pay Date 09/08/23		148.80	2023-09-0012	JERC
9/8/2023	CountryWide Enterprises Inc	35.88		2023-09-0021	APIV
9/20/2023	CIGNA	1,382.55		2023-09-0153	APIV
9/22/2023	To Rec PPE 09/04/23 - 09/17/23 Pay Date 09/22/23		95.45	2023-09-0100	JERC
9/22/2023	To Rec PPE 09/04/23 - 09/17/23 Pay Date 09/22/23		148.80	2023-09-0100	JERC
9/30/2023	To Rec PPE 09/18/23 - 10/01/23 Pay Date 10/06/23		95.45	2023-09-0253	JERC
9/30/2023	To Rec PPE 09/18/23 - 10/01/23 Pay Date 10/06/23		148.80	2023-09-0253	JERC
	Total for Account #105800000.000	1,520.88	732.75		
Beginning Balance	11,710.47		Ending Balance 12,498.60		Net Change 788.13
105800500.000	Vacation				
9/7/2023	To Rec PPE 08/21/23 - 09/03/23 Pay Date 09/08/23			2023-09-0012	JERC
9/7/2023	To Rec PPE 08/21/23 - 09/03/23 Pay Date 09/08/23	114.88		2023-09-0012	JERC
9/22/2023	To Rec PPE 09/04/23 - 09/17/23 Pay Date 09/22/23	180.56		2023-09-0100	JERC
	Total for Account #105800500.000	295.44	0.00		
Beginning Balance	5,812.74		Ending Balance 6,108.18		Net Change 295.44
105801000.000	Holiday				
9/7/2023	To Rec PPE 08/21/23 - 09/03/23 Pay Date 09/08/23			2023-09-0012	JERC
9/22/2023	To Rec PPE 09/04/23 - 09/17/23 Pay Date 09/22/23	392.00		2023-09-0100	JERC
9/22/2023	To Rec PPE 09/04/23 - 09/17/23 Pay Date 09/22/23	948.16		2023-09-0100	JERC
9/30/2023	To Rec PPE 09/18/23 - 10/01/23 Pay Date 10/06/23			2023-09-0253	JERC
9/30/2023	To Rec PPE 09/18/23 - 10/01/23 Pay Date 10/06/23			2023-09-0253	JERC

TOKS Associates LLC

General Ledger Activity

From 9/1/2023 to 9/30/2023 for Ledger Accounts 1000500.000 to 999999999.000

Show accounts with no activity if beginning balance is not zero

Account #	Account Name	Debit	Credit	Journal ID	Source
Period Date	Reference				
Total for Account #105801000.000		1,340.16	0.00		
Beginning Balance	7,917.37		Ending Balance 9,257.53		Net Change 1,340.16
105801500.000	Sick Pay				
9/7/2023	To Rec PPE 08/21/23 - 09/03/23 Pay Date 09/08/23	611.53		2023-09-0012	JERC
9/30/2023	To Rec PPE 09/18/23 - 10/01/23 Pay Date 10/06/23	386.88		2023-09-0253	JERC
Total for Account #105801500.000		998.41	0.00		
Beginning Balance	217.52		Ending Balance 1,215.93		Net Change 998.41
105803000.000	Bonus and Incentive Pay				
9/22/2023	To Rec PPE 09/04/23 - 09/17/23 Pay Date 09/22/23	84.00		2023-09-0100	JERC
9/30/2023	To Rec PPE 09/18/23 - 10/01/23 Pay Date 10/06/23			2023-09-0253	JERC
Total for Account #105803000.000		84.00	0.00		
Beginning Balance	7,595.00		Ending Balance 7,679.00		Net Change 84.00
105803500.000	Other Benefits				
Total for Account #105803500.000		0.00	0.00		
Beginning Balance	107.64		Ending Balance 107.64		Net Change 0.00
106225000.000	Cleaning Supplies				
9/22/2023	CONSOLIDATED HOSPITALITY SUPPLIES, LLC	32.02		2023-09-0175	APIV
9/28/2023	GUEST SUPPLY	415.93		2023-09-0212	APIV
Total for Account #106225000.000		447.95	0.00		
Beginning Balance	4,617.44		Ending Balance 5,065.39		Net Change 447.95
106250000.000	Contract Labor				
9/11/2023	ANYTIME LABOR-KANSAS LLC	852.84		2023-09-0025	APIV
9/22/2023	ANYTIME LABOR-KANSAS LLC	1,608.12		2023-09-0141	APIV
9/25/2023	ANYTIME LABOR-KANSAS LLC	2,146.52		2023-09-0143	APIV
9/30/2023	ANYTIME LABOR-KANSAS LLC	1,738.31		2023-09-0239	APIV
Total for Account #106250000.000		6,345.79	0.00		
Beginning Balance	34,785.98		Ending Balance 41,131.77		Net Change 6,345.79
106300000.000	Dues and Subscriptions				
Total for Account #106300000.000		0.00	0.00		
Beginning Balance	1,438.83		Ending Balance 1,438.83		Net Change 0.00
106435000.000	Guest Supplies				
9/8/2023	DELUXE BRANDING MARKETING	102.35		2023-09-0044	APIV
9/8/2023	DELUXE BRANDING MARKETING	198.36		2023-09-0045	APIV
9/11/2023	ROYAL CUP COFFEE	132.35		2023-09-0054	APIV
9/11/2023	GUEST SUPPLY	72.15		2023-09-0057	APIV
9/20/2023	GUEST SUPPLY	322.47		2023-09-0144	APIV
9/25/2023	GUEST SUPPLY	72.15		2023-09-0146	APIV
9/26/2023	ROYAL CUP COFFEE	190.30		2023-09-0136	APIV
9/28/2023	GUEST SUPPLY	554.19		2023-09-0212	APIV
9/30/2023	LINDYSPRING DRINKING WATER	27.34		2023-09-0240	APIV
9/30/2023	LINDYSPRING DRINKING WATER	10.94		2023-09-0241	APIV

TOKS Associates LLC

General Ledger Activity

From 9/1/2023 to 9/30/2023 for Ledger Accounts 1000500.000 to 999999999.000

Show accounts with no activity if beginning balance is not zero

Account #	Account Name	Debit	Credit	Journal ID	Source
106435000.000	Guest Supplies				
9/30/2023	LINDYSPRING DRINKING WATER	16.40		2023-09-0242	APIV
9/30/2023	LINDYSPRING DRINKING WATER	7.65		2023-09-0269	APIV
Total for Account #106435000.000		1,706.65	0.00		
Beginning Balance	16,154.91		Ending Balance 17,861.56		Net Change 1,706.65
106530000.000	Laundry				
9/11/2023	GUEST SUPPLY	681.96		2023-09-0057	APIV
9/20/2023	GUEST SUPPLY	178.27		2023-09-0145	APIV
9/28/2023	GUEST SUPPLY	1,085.77		2023-09-0212	APIV
Total for Account #106530000.000		1,946.00	0.00		
Beginning Balance	11,578.92		Ending Balance 13,524.92		Net Change 1,946.00
106550000.000	Linen				
9/11/2023	GUEST SUPPLY	397.16		2023-09-0057	APIV
9/30/2023	CONSOLIDATED HOSPITALITY SUPPLIES, LLC	1,917.58		2023-09-0245	APIV
Total for Account #106550000.000		2,314.74	0.00		
Beginning Balance	10,953.24		Ending Balance 13,267.98		Net Change 2,314.74
106590000.000	Miscellaneous Expense				
Total for Account #106590000.000		0.00	0.00		
Beginning Balance	26.65		Ending Balance 26.65		Net Change 0.00
106630000.000	Operating Supplies				
9/11/2023	SYSCO KANSAS CITY INC	661.23		2023-09-0039	APIV
9/22/2023	SYSCO KANSAS CITY INC	542.83		2023-09-0115	APIV
9/30/2023	CONSOLIDATED HOSPITALITY SUPPLIES, LLC	85.67		2023-09-0245	APIV
Total for Account #106630000.000		1,289.73	0.00		
Beginning Balance	28,177.37		Ending Balance 29,467.10		Net Change 1,289.73
106793000.000	Rooms Promotion				
9/1/2023	From DRR for 9/1/2023	2,407.20		2023-09-0006	JEDR
9/2/2023	From DRR for 9/2/2023	2,987.76		2023-09-0007	JEDR
9/3/2023	From DRR for 9/3/2023	3,186.00		2023-09-0008	JEDR
9/4/2023	From DRR for 9/4/2023	2,690.40		2023-09-0009	JEDR
9/9/2023	From DRR for 9/9/2023	26.24		2023-09-0023	JEDR
9/10/2023	From DRR for 9/10/2023	24.00		2023-09-0024	JEDR
9/16/2023	From DRR for 9/16/2023	444.48		2023-09-0094	JEDR
9/17/2023	From DRR for 9/17/2023	96.00		2023-09-0095	JEDR
9/20/2023	From DRR for 9/20/2023	24.00		2023-09-0098	JEDR
9/21/2023	From DRR for 9/21/2023	12.00		2023-09-0101	JEDR
9/24/2023	From DRR for 9/24/2023	24.00		2023-09-0105	JEDR
9/27/2023	From DRR for 9/27/2023	372.00		2023-09-0200	JEDR
9/30/2023	From DRR for 9/30/2023	36.00		2023-09-0221	JEDR
Total for Account #106793000.000		12,330.08	0.00		
Beginning Balance	32,928.02		Ending Balance 45,258.10		Net Change 12,330.08
106855000.000	Television Cable				
9/30/2023	To Exp Sonifi Cable PPD	4,058.89		2023-09-0263	JEMN

TOKS Associates LLC

General Ledger Activity

From 9/1/2023 to 9/30/2023 for Ledger Accounts 1000500.000 to 999999999.000

Show accounts with no activity if beginning balance is not zero

Account #	Account Name				
Period Date	Reference	Debit	Credit	Journal ID	Source
Total for Account #106855000.000		4,058.89	0.00		
Beginning Balance	32,484.12				
			Ending Balance 36,543.01		Net Change 4,058.89
106890000.000	Travel Agent Comm - Group Rooms				
Total for Account #106890000.000		0.00	0.00		
Beginning Balance	4,997.68				
			Ending Balance 4,997.68		Net Change 0.00
106895000.000	Travel Agent Comm - Transient Rooms				
9/30/2023	BOOKING.COM B.V.	2,178.66		2023-09-0281	APIV
9/30/2023	Expedia Group	258.26		2023-09-0282	APIV
Total for Account #106895000.000		2,436.92	0.00		
Beginning Balance	25,383.54				
			Ending Balance 27,820.46		Net Change 2,436.92
106900000.000	Uniforms				
9/22/2023	MIDWEST SINGLE SOURCE	43.74		2023-09-0152	APIV
9/30/2023	SCRUB HUB	90.00		2023-09-0268	APIV
Total for Account #106900000.000		133.74	0.00		
Beginning Balance	1,343.22				
			Ending Balance 1,476.96		Net Change 133.74
204000100.000	Food Purchases				
9/1/2023	PEPSI-COLA BOTTLING OF TOPEKA	680.58		2023-09-0003	APIV
9/8/2023	SYSCO KANSAS CITY INC	2,472.57		2023-09-0035	APIV
9/8/2023	SYSCO KANSAS CITY INC	2,144.32		2023-09-0037	APIV
9/11/2023	PEPSI-COLA BOTTLING OF TOPEKA	646.91		2023-09-0030	APIV
9/11/2023	SYSCO KANSAS CITY INC	33.68		2023-09-0038	APIV
9/11/2023	SYSCO KANSAS CITY INC	6,480.42		2023-09-0042	APIV
9/18/2023	SYSCO KANSAS CITY INC		52.53	2023-09-0076	APIV
9/18/2023	SYSCO KANSAS CITY INC		37.89	2023-09-0080	APIV
9/18/2023	SYSCO KANSAS CITY INC		2.22	2023-09-0081	APIV
9/22/2023	SYSCO KANSAS CITY INC	5,317.19		2023-09-0112	APIV
9/22/2023	SYSCO KANSAS CITY INC		34.04	2023-09-0112	APIV
9/22/2023	SYSCO KANSAS CITY INC	184.24		2023-09-0113	APIV
9/22/2023	SYSCO KANSAS CITY INC	2,245.02		2023-09-0118	APIV
9/22/2023	SYSCO KANSAS CITY INC	80.52		2023-09-0119	APIV
9/22/2023	SYSCO KANSAS CITY INC	33.93		2023-09-0121	APIV
9/22/2023	SYSCO KANSAS CITY INC	4,342.18		2023-09-0123	APIV
9/22/2023	LIBERTY FRUIT COMPANY INC	248.90		2023-09-0125	APIV
9/22/2023	LIBERTY FRUIT COMPANY INC	265.94		2023-09-0126	APIV
9/22/2023	LIBERTY FRUIT COMPANY INC	181.56		2023-09-0127	APIV
9/26/2023	ROYAL CUP COFFEE	321.93		2023-09-0136	APIV
9/27/2023	SYSCO KANSAS CITY INC		16.07	2023-09-0108	APIV
9/27/2023	SYSCO KANSAS CITY INC		27.01	2023-09-0109	APIV
9/27/2023	SYSCO KANSAS CITY INC		4.84	2023-09-0114	APIV
9/27/2023	SYSCO KANSAS CITY INC	80.52		2023-09-0120	APIV
9/27/2023	SYSCO KANSAS CITY INC		34.04	2023-09-0185	APIV
9/28/2023	US FOOD INC		0.07	2023-09-0197	APIV
9/28/2023	SYSCO KANSAS CITY INC	5,095.97		2023-09-0204	APIV
9/28/2023	SYSCO KANSAS CITY INC	1,352.70		2023-09-0207	APIV
9/28/2023	LIBERTY FRUIT COMPANY INC	419.06		2023-09-0211	APIV
9/29/2023	SYSCO KANSAS CITY INC		21.38	2023-09-0208	APIV
9/29/2023	SYSCO KANSAS CITY INC		8.50	2023-09-0209	APIV
9/30/2023	To Rec Line PEPCO CR		146.68	2023-09-0227	JEMN

TOKS Associates LLC

General Ledger Activity

From 9/1/2023 to 9/30/2023 for Ledger Accounts 1000500.000 to 999999999.000

Show accounts with no activity if beginning balance is not zero

Account #	Account Name	Debit	Credit	Journal ID	Source
204000100.000	Food Purchases				
9/30/2023	To Rec F&B and GS Inventories Counts SEP	1,048.89		2023-09-0255	JEMN
Total for Account #204000100.000		33,677.03	385.27		
Beginning Balance	175,312.93		Ending Balance	208,604.69	Net Change 33,291.76
204000200.000	Beverage Purchases				
9/8/2023	Jac's Liquor LLC	891.75		2023-09-0031	APIV
9/8/2023	SYSCO KANSAS CITY INC	64.65		2023-09-0033	APIV
9/22/2023	Crown Distribution	136.17		2023-09-0184	APIV
9/28/2023	Strathman Sales	266.06		2023-09-0214	APIV
9/29/2023	Jac's Liquor LLC	948.45		2023-09-0243	APIV
9/30/2023	To Rec F&B and GS Inventories Counts SEP		207.32	2023-09-0255	JEMN
Total for Account #204000200.000		2,307.08	207.32		
Beginning Balance	25,740.41		Ending Balance	27,840.17	Net Change 2,099.76
205002500.000	Kitchen Management				
9/7/2023	To Rec PPE 08/21/23 - 09/03/23 Pay Date 09/08/23	2,596.15		2023-09-0012	JERC
9/7/2023	Reversal of JEID 2023-08-0282 - To Accrue PR 08/21 - 08/31 (11 days)		2,039.83	2023-09-0013	JERV
9/22/2023	To Rec PPE 09/04/23 - 09/17/23 Pay Date 09/22/23	2,336.54		2023-09-0100	JERC
9/30/2023	To Rec PPE 09/18/23 - 10/01/23 Pay Date 10/06/23	2,596.15		2023-09-0253	JERC
9/30/2023	To Reverse PR 10/01 (1 day)		185.44	2023-09-0254	JERC
Total for Account #205002500.000		7,528.84	2,225.27		
Beginning Balance	44,134.57		Ending Balance	49,438.14	Net Change 5,303.57
205210000.000	Cooks-Line Cooks				
9/7/2023	To Rec PPE 08/21/23 - 09/03/23 Pay Date 09/08/23	2,523.23		2023-09-0012	JERC
9/7/2023	Reversal of JEID 2023-08-0282 - To Accrue PR 08/21 - 08/31 (11 days)		1,982.54	2023-09-0013	JERV
9/22/2023	To Rec PPE 09/04/23 - 09/17/23 Pay Date 09/22/23	2,728.35		2023-09-0100	JERC
9/30/2023	To Rec PPE 09/18/23 - 10/01/23 Pay Date 10/06/23	2,658.52		2023-09-0253	JERC
9/30/2023	To Reverse PR 10/01 (1 day)		189.89	2023-09-0254	JERC
Total for Account #205210000.000		7,910.10	2,172.43		
Beginning Balance	42,463.36		Ending Balance	48,201.03	Net Change 5,737.67
205216000.000	Stewards-Warewashing				
9/7/2023	To Rec PPE 08/21/23 - 09/03/23 Pay Date 09/08/23	1,605.16		2023-09-0012	JERC
9/7/2023	Reversal of JEID 2023-08-0282 - To Accrue PR 08/21 - 08/31 (11 days)		1,261.20	2023-09-0013	JERV
9/22/2023	To Rec PPE 09/04/23 - 09/17/23 Pay Date 09/22/23	1,633.02		2023-09-0100	JERC
9/30/2023	To Rec PPE 09/18/23 - 10/01/23 Pay Date 10/06/23	1,807.06		2023-09-0253	JERC
9/30/2023	To Reverse PR 10/01 (1 day)		129.08	2023-09-0254	JERC

TOKS Associates LLC

General Ledger Activity

From 9/1/2023 to 9/30/2023 for Ledger Accounts 1000500.000 to 999999999.000

Show accounts with no activity if beginning balance is not zero

Account #	Account Name	Debit	Credit	Journal ID	Source
Period Date	Reference				
Total for Account #205216000.000		5,045.24	1,390.28		
Beginning Balance	27,607.10				Ending Balance 31,262.06 Net Change 3,654.96
205800000.000	Group Insurance				
Total for Account #205800000.000		0.00	0.00		
Beginning Balance	1,091.13				Ending Balance 1,091.13 Net Change 0.00
205801500.000	Sick Pay				
9/7/2023	To Rec PPE 08/21/23 - 09/03/23 Pay Date 09/08/23			2023-09-0012	JERC
9/22/2023	To Rec PPE 09/04/23 - 09/17/23 Pay Date 09/22/23			2023-09-0100	JERC
9/30/2023	To Rec PPE 09/18/23 - 10/01/23 Pay Date 10/06/23			2023-09-0253	JERC
Total for Account #205801500.000		0.00	0.00		
Beginning Balance	459.52				Ending Balance 459.52 Net Change 0.00
205803000.000	Bonus and Incentive Pay				
9/7/2023	To Rec PPE 08/21/23 - 09/03/23 Pay Date 09/08/23			2023-09-0012	JERC
9/22/2023	To Rec PPE 09/04/23 - 09/17/23 Pay Date 09/22/23			2023-09-0100	JERC
Total for Account #205803000.000		0.00	0.00		
Beginning Balance	900.00				Ending Balance 900.00 Net Change 0.00
205803500.000	Other Benefits				
9/8/2023	CountryWide Enterprises Inc	11.96		2023-09-0021	APIV
Total for Account #205803500.000		11.96	0.00		
Beginning Balance	47.84				Ending Balance 59.80 Net Change 11.96
206150000.000	Audio Visual Supplies				
9/22/2023	JOHN A. HAEFELE	118.42		2023-09-0147	APIV
9/22/2023	CYTEK MEDIA SYSTEMS INC	1,301.27		2023-09-0150	APIV
9/26/2023	CYTEK MEDIA SYSTEMS INC	2,296.35		2023-09-0151	APIV
9/30/2023	GRAINGER	249.05		2023-09-0272	APIV
9/30/2023	GRAINGER	951.30		2023-09-0273	APIV
Total for Account #206150000.000		4,916.39	0.00		
Beginning Balance	1,436.62				Ending Balance 6,353.01 Net Change 4,916.39
206166000.000	Banquet Expense				
9/30/2023	To Accr BNQT Lease	8,000.00		2023-09-0234	JEMN
Total for Account #206166000.000		8,000.00	0.00		
Beginning Balance	69,937.93				Ending Balance 77,937.93 Net Change 8,000.00
206225000.000	Cleaning Supplies				
9/8/2023	SYSCO KANSAS CITY INC	186.38		2023-09-0032	APIV
9/11/2023	SYSCO KANSAS CITY INC	368.05		2023-09-0040	APIV
9/22/2023	SYSCO KANSAS CITY INC	72.09		2023-09-0111	APIV
9/22/2023	SYSCO KANSAS CITY INC	186.38		2023-09-0117	APIV
9/22/2023	ECOLAB INC	186.99		2023-09-0165	APIV
9/28/2023	SYSCO KANSAS CITY INC	295.70		2023-09-0203	APIV
9/28/2023	SYSCO KANSAS CITY INC	216.22		2023-09-0205	APIV

TOKS Associates LLC

General Ledger Activity

From 9/1/2023 to 9/30/2023 for Ledger Accounts 1000500.000 to 999999999.000

Show accounts with no activity if beginning balance is not zero

Account #	Account Name	Debit	Credit	Journal ID	Source
Period Date	Reference				
Total for Account #206225000.000		1,511.81	0.00		
Beginning Balance	8,798.26			Ending Balance	10,310.07
				Net Change	1,511.81
206245000.000	Contract Cleaning				
9/25/2023	A-1 Septic Tank Cleaning	480.00		2023-09-0135	APIV
Total for Account #206245000.000		480.00	0.00		
Beginning Balance	1,257.90			Ending Balance	1,737.90
				Net Change	480.00
206250000.000	Contract Labor				
9/11/2023	ANYTIME LABOR-KANSAS LLC	618.00		2023-09-0056	APIV
9/22/2023	ANYTIME LABOR-KANSAS LLC	197.76		2023-09-0139	APIV
9/22/2023	ANYTIME LABOR-KANSAS LLC	3,576.16		2023-09-0140	APIV
9/25/2023	ANYTIME LABOR-KANSAS LLC	1,104.16		2023-09-0142	APIV
9/30/2023	ANYTIME LABOR-KANSAS LLC	3,024.08		2023-09-0238	APIV
9/30/2023	ANYTIME LABOR-KANSAS LLC	280.16		2023-09-0280	APIV
Total for Account #206250000.000		8,800.32	0.00		
Beginning Balance	41,388.86			Ending Balance	50,189.18
				Net Change	8,800.32
206300000.000	Dues and Subscriptions				
Total for Account #206300000.000		0.00	0.00		
Beginning Balance	500.00			Ending Balance	500.00
				Net Change	0.00
206355000.000	Equipment Rental				
9/20/2023	ECOLAB INC	174.99		2023-09-0166	APIV
9/22/2023	AIRGAS USA LLC	145.82		2023-09-0156	APIV
9/22/2023	ECOLAB INC	162.77		2023-09-0161	APIV
9/22/2023	ECOLAB INC	500.40		2023-09-0162	APIV
9/22/2023	ECOLAB INC	540.95		2023-09-0163	APIV
9/22/2023	ECOLAB INC	162.77		2023-09-0164	APIV
Total for Account #206355000.000		1,687.70	0.00		
Beginning Balance	13,177.54			Ending Balance	14,865.24
				Net Change	1,687.70
206415000.000	Glassware				
Total for Account #206415000.000		0.00	0.00		
Beginning Balance	56.01			Ending Balance	56.01
				Net Change	0.00
206520000.000	Kitchen/Cooking Fuel				
9/11/2023	RESTAURANT TECHNOLOGIES INC	449.11		2023-09-0058	APIV
9/22/2023	WAZLAWIK, WAYNE	211.48		2023-09-0131	APIV
Total for Account #206520000.000		660.59	0.00		
Beginning Balance	5,905.24			Ending Balance	6,565.83
				Net Change	660.59
206525000.000	Kitchen Equipment				
Total for Account #206525000.000		0.00	0.00		
Beginning Balance	765.56			Ending Balance	765.56
				Net Change	0.00
206545000.000	Licenses/Permits				
Total for Account #206545000.000		0.00	0.00		
Beginning Balance	7,531.50			Ending Balance	7,531.50
				Net Change	0.00
206590000.000	Miscellaneous Expense				

TOKS Associates LLC

General Ledger Activity

From 9/1/2023 to 9/30/2023 for Ledger Accounts 1000500.000 to 999999999.000

Show accounts with no activity if beginning balance is not zero

Account #	Account Name	Debit	Credit	Journal ID	Source
Period Date	Reference				
Total for Account #206590000.000		0.00	0.00		
Beginning Balance	3,601.08			Ending Balance	3,601.08
					Net Change 0.00
206595000.000	Music and Entertainment				
Total for Account #206595000.000		0.00	0.00		
Beginning Balance	236.83			Ending Balance	236.83
					Net Change 0.00
206640000.000	Paper/Plastic Supplies				
9/8/2023	SYSCO KANSAS CITY INC	116.89		2023-09-0034	APIV
9/11/2023	SYSCO KANSAS CITY INC	261.03		2023-09-0041	APIV
9/22/2023	SYSCO KANSAS CITY INC	358.30		2023-09-0122	APIV
9/28/2023	SYSCO KANSAS CITY INC	194.08		2023-09-0206	APIV
Total for Account #206640000.000		930.30	0.00		
Beginning Balance	7,007.97			Ending Balance	7,938.27
					Net Change 930.30
206900000.000	Uniforms				
Total for Account #206900000.000		0.00	0.00		
Beginning Balance	687.92			Ending Balance	687.92
					Net Change 0.00
213101100.000	Food-Breakfast				
9/1/2023	From DRR for 9/1/2023		2,052.00	2023-09-0006	JEDR
9/2/2023	From DRR for 9/2/2023		2,606.00	2023-09-0007	JEDR
9/3/2023	From DRR for 9/3/2023		2,832.00	2023-09-0008	JEDR
9/4/2023	From DRR for 9/4/2023		2,402.00	2023-09-0009	JEDR
9/5/2023	From DRR for 9/5/2023		12.00	2023-09-0011	JEDR
9/6/2023	From DRR for 9/6/2023		60.00	2023-09-0014	JEDR
9/8/2023	From DRR for 9/8/2023		864.00	2023-09-0022	JEDR
9/9/2023	From DRR for 9/9/2023		1,416.00	2023-09-0023	JEDR
9/10/2023	From DRR for 9/10/2023		204.00	2023-09-0024	JEDR
9/11/2023	From DRR for 9/11/2023		48.00	2023-09-0050	JEDR
9/12/2023	From DRR for 9/12/2023		206.25	2023-09-0064	JEDR
9/14/2023	From DRR for 9/14/2023		252.00	2023-09-0075	JEDR
9/15/2023	From DRR for 9/15/2023		204.00	2023-09-0093	JEDR
9/16/2023	From DRR for 9/16/2023		706.00	2023-09-0094	JEDR
9/17/2023	From DRR for 9/17/2023		638.00	2023-09-0095	JEDR
9/18/2023	From DRR for 9/18/2023		300.00	2023-09-0096	JEDR
9/19/2023	From DRR for 9/19/2023		72.00	2023-09-0097	JEDR
9/20/2023	From DRR for 9/20/2023		192.00	2023-09-0098	JEDR
9/21/2023	From DRR for 9/21/2023		504.00	2023-09-0101	JEDR
9/22/2023	From DRR for 9/22/2023		556.00	2023-09-0103	JEDR
9/23/2023	From DRR for 9/23/2023		763.88	2023-09-0104	JEDR
9/24/2023	From DRR for 9/24/2023		997.00	2023-09-0105	JEDR
9/25/2023	From DRR for 9/25/2023		12.00	2023-09-0106	JEDR
9/26/2023	From DRR for 9/26/2023		72.00	2023-09-0194	JEDR
9/27/2023	From DRR for 9/27/2023		754.00	2023-09-0200	JEDR
9/28/2023	From DRR for 9/28/2023		144.00	2023-09-0201	JEDR
9/29/2023	From DRR for 9/29/2023		96.00	2023-09-0220	JEDR
9/30/2023	From DRR for 9/30/2023		180.00	2023-09-0221	JEDR
Total for Account #213101100.000		0.00	19,145.13		
Beginning Balance	-96,404.79			Ending Balance	-115,549.92
					Net Change -19,145.13
213101200.000	Food-Lunch				

TOKS Associates LLC

General Ledger Activity

From 9/1/2023 to 9/30/2023 for Ledger Accounts 1000500.000 to 999999999.000

Show accounts with no activity if beginning balance is not zero

Account #	Account Name				
Period Date	Reference	Debit	Credit	Journal ID	Source
Total for Account #213101200.000		0.00	0.00		
Beginning Balance	-5,417.50			Ending Balance	-5,417.50
				Net Change	0.00
213101300.000	Food-Dinner				
9/2/2023	From DRR for 9/2/2023		8.00	2023-09-0007	JEDR
9/8/2023	From DRR for 9/8/2023		63.00	2023-09-0022	JEDR
9/9/2023	From DRR for 9/9/2023		364.50	2023-09-0023	JEDR
9/10/2023	From DRR for 9/10/2023		1,104.00	2023-09-0024	JEDR
9/12/2023	From DRR for 9/12/2023		4.00	2023-09-0064	JEDR
9/13/2023	From DRR for 9/13/2023		2.00	2023-09-0073	JEDR
9/14/2023	From DRR for 9/14/2023		7.63	2023-09-0075	JEDR
9/15/2023	From DRR for 9/15/2023		4.50	2023-09-0093	JEDR
9/16/2023	From DRR for 9/16/2023		4.50	2023-09-0094	JEDR
9/21/2023	From DRR for 9/21/2023		2.00	2023-09-0101	JEDR
9/22/2023	From DRR for 9/22/2023		11.50	2023-09-0103	JEDR
9/23/2023	From DRR for 9/23/2023		6.50	2023-09-0104	JEDR
9/25/2023	From DRR for 9/25/2023		4.00	2023-09-0106	JEDR
9/26/2023	From DRR for 9/26/2023		5.48	2023-09-0194	JEDR
9/27/2023	From DRR for 9/27/2023		1.83	2023-09-0200	JEDR
9/30/2023	From DRR for 9/30/2023		2.00	2023-09-0221	JEDR
Total for Account #213101300.000		0.00	1,595.44		
Beginning Balance	-6,935.03			Ending Balance	-8,530.47
				Net Change	-1,595.44
213110100.000	Liquor				
9/1/2023	From DRR for 9/1/2023		5.00	2023-09-0006	JEDR
9/2/2023	From DRR for 9/2/2023		128.45	2023-09-0007	JEDR
9/7/2023	From DRR for 9/7/2023		22.69	2023-09-0015	JEDR
9/8/2023	From DRR for 9/8/2023		147.99	2023-09-0022	JEDR
9/9/2023	From DRR for 9/9/2023		433.46	2023-09-0023	JEDR
9/12/2023	From DRR for 9/12/2023		205.50	2023-09-0064	JEDR
9/13/2023	From DRR for 9/13/2023		66.50	2023-09-0073	JEDR
9/14/2023	From DRR for 9/14/2023		62.00	2023-09-0075	JEDR
9/15/2023	From DRR for 9/15/2023		362.25	2023-09-0093	JEDR
9/16/2023	From DRR for 9/16/2023		229.74	2023-09-0094	JEDR
9/20/2023	From DRR for 9/20/2023		152.50	2023-09-0098	JEDR
9/21/2023	From DRR for 9/21/2023		77.50	2023-09-0101	JEDR
9/22/2023	From DRR for 9/22/2023		206.59	2023-09-0103	JEDR
9/23/2023	From DRR for 9/23/2023		348.20	2023-09-0104	JEDR
9/25/2023	From DRR for 9/25/2023		199.50	2023-09-0106	JEDR
9/26/2023	From DRR for 9/26/2023		241.50	2023-09-0194	JEDR
9/27/2023	From DRR for 9/27/2023		110.00	2023-09-0200	JEDR
9/29/2023	From DRR for 9/29/2023		56.50	2023-09-0220	JEDR
9/30/2023	From DRR for 9/30/2023		73.50	2023-09-0221	JEDR
Total for Account #213110100.000		0.00	3,129.37		
Beginning Balance	-37,708.42			Ending Balance	-40,837.79
				Net Change	-3,129.37
213110200.000	Beer				
9/2/2023	From DRR for 9/2/2023		4.50	2023-09-0007	JEDR
9/7/2023	From DRR for 9/7/2023		54.00	2023-09-0015	JEDR
9/8/2023	From DRR for 9/8/2023		30.00	2023-09-0022	JEDR
9/9/2023	From DRR for 9/9/2023		130.50	2023-09-0023	JEDR
9/12/2023	From DRR for 9/12/2023		137.50	2023-09-0064	JEDR
9/13/2023	From DRR for 9/13/2023		92.50	2023-09-0073	JEDR

TOKS Associates LLC

General Ledger Activity

From 9/1/2023 to 9/30/2023 for Ledger Accounts 1000500.000 to 999999999.000

Show accounts with no activity if beginning balance is not zero

Account #	Account Name	Debit	Credit	Journal ID	Source
Period Date	Reference				
213110200.000	Beer				
9/14/2023	From DRR for 9/14/2023		29.26	2023-09-0075	JEDR
9/15/2023	From DRR for 9/15/2023		186.00	2023-09-0093	JEDR
9/16/2023	From DRR for 9/16/2023		20.50	2023-09-0094	JEDR
9/20/2023	From DRR for 9/20/2023		21.00	2023-09-0098	JEDR
9/21/2023	From DRR for 9/21/2023		9.00	2023-09-0101	JEDR
9/22/2023	From DRR for 9/22/2023		93.50	2023-09-0103	JEDR
9/23/2023	From DRR for 9/23/2023		328.00	2023-09-0104	JEDR
9/25/2023	From DRR for 9/25/2023		64.00	2023-09-0106	JEDR
9/26/2023	From DRR for 9/26/2023		98.00	2023-09-0194	JEDR
9/27/2023	From DRR for 9/27/2023		180.50	2023-09-0200	JEDR
9/28/2023	From DRR for 9/28/2023		9.00	2023-09-0201	JEDR
9/29/2023	From DRR for 9/29/2023		25.50	2023-09-0220	JEDR
9/30/2023	From DRR for 9/30/2023		10.00	2023-09-0221	JEDR
Total for Account #213110200.000		0.00	1,523.26		
Beginning Balance -15,185.50		Ending Balance -16,708.76		Net Change -1,523.26	
213110300.000	Wine				
9/2/2023	From DRR for 9/2/2023		16.50	2023-09-0007	JEDR
9/7/2023	From DRR for 9/7/2023		18.00	2023-09-0015	JEDR
9/8/2023	From DRR for 9/8/2023		22.00	2023-09-0022	JEDR
9/9/2023	From DRR for 9/9/2023		5.50	2023-09-0023	JEDR
9/12/2023	From DRR for 9/12/2023		111.00	2023-09-0064	JEDR
9/13/2023	From DRR for 9/13/2023		23.50	2023-09-0073	JEDR
9/14/2023	From DRR for 9/14/2023		27.50	2023-09-0075	JEDR
9/15/2023	From DRR for 9/15/2023		27.50	2023-09-0093	JEDR
9/16/2023	From DRR for 9/16/2023		38.00	2023-09-0094	JEDR
9/23/2023	From DRR for 9/23/2023		144.50	2023-09-0104	JEDR
9/25/2023	From DRR for 9/25/2023		25.50	2023-09-0106	JEDR
9/26/2023	From DRR for 9/26/2023		9.00	2023-09-0194	JEDR
9/29/2023	From DRR for 9/29/2023		33.00	2023-09-0220	JEDR
9/30/2023	From DRR for 9/30/2023		24.50	2023-09-0221	JEDR
Total for Account #213110300.000		0.00	526.00		
Beginning Balance -4,529.50		Ending Balance -5,055.50		Net Change -526.00	
215100000.000	Supervisors				
9/7/2023	To Rec PPE 08/21/23 - 09/03/23 Pay Date 09/08/23			2023-09-0012	JERC
9/7/2023	To Rec PPE 08/21/23 - 09/03/23 Pay Date 09/08/23	928.32		2023-09-0012	JERC
9/7/2023	Reversal of JEID 2023-08-0282 - To Accrue PR 08/21 - 08/31 (11 days)		729.39	2023-09-0013	JERV
9/22/2023	To Rec PPE 09/04/23 - 09/17/23 Pay Date 09/22/23			2023-09-0100	JERC
9/22/2023	To Rec PPE 09/04/23 - 09/17/23 Pay Date 09/22/23	627.20		2023-09-0100	JERC
9/30/2023	To Rec PPE 09/18/23 - 10/01/23 Pay Date 10/06/23			2023-09-0253	JERC
9/30/2023	To Rec PPE 09/18/23 - 10/01/23 Pay Date 10/06/23	771.20		2023-09-0253	JERC
9/30/2023	To Reverse PR 10/01 (1 day)		55.09	2023-09-0254	JERC
Total for Account #215100000.000		2,326.72	784.48		
Beginning Balance 11,026.63		Ending Balance 12,568.87		Net Change 1,542.24	

TOKS Associates LLC

General Ledger Activity

From 9/1/2023 to 9/30/2023 for Ledger Accounts 1000500.000 to 999999999.000

Show accounts with no activity if beginning balance is not zero

Account #	Account Name	Debit	Credit	Journal ID	Source
215201000.000	Bartenders				
9/7/2023	To Rec PPE 08/21/23 - 09/03/23 Pay Date 09/08/23	58.22		2023-09-0012	JERC
9/7/2023	To Rec PPE 08/21/23 - 09/03/23 Pay Date 09/08/23	234.22		2023-09-0012	JERC
9/7/2023	Reversal of JEID 2023-08-0282 - To Accrue PR 08/21 - 08/31 (11 days)		45.74	2023-09-0013	JERV
9/7/2023	Reversal of JEID 2023-08-0282 - To Accrue PR 08/21 - 08/31 (11 days)		184.03	2023-09-0013	JERV
9/22/2023	To Rec PPE 09/04/23 - 09/17/23 Pay Date 09/22/23			2023-09-0100	JERC
9/22/2023	To Rec PPE 09/04/23 - 09/17/23 Pay Date 09/22/23	53.62		2023-09-0100	JERC
9/30/2023	To Rec PPE 09/18/23 - 10/01/23 Pay Date 10/06/23			2023-09-0253	JERC
9/30/2023	To Rec PPE 09/18/23 - 10/01/23 Pay Date 10/06/23	106.26		2023-09-0253	JERC
9/30/2023	To Reverse PR 10/01 (1 day)			2023-09-0254	JERC
9/30/2023	To Reverse PR 10/01 (1 day)		7.59	2023-09-0254	JERC
Total for Account #215201000.000		452.32	237.36		
Beginning Balance 4,059.16		Ending Balance 4,274.12		Net Change 214.96	
215202000.000	Servers				
9/7/2023	To Rec PPE 08/21/23 - 09/03/23 Pay Date 09/08/23	175.42		2023-09-0012	JERC
9/7/2023	To Rec PPE 08/21/23 - 09/03/23 Pay Date 09/08/23	2,103.15		2023-09-0012	JERC
9/7/2023	Reversal of JEID 2023-08-0282 - To Accrue PR 08/21 - 08/31 (11 days)		137.83	2023-09-0013	JERV
9/7/2023	Reversal of JEID 2023-08-0282 - To Accrue PR 08/21 - 08/31 (11 days)		1,652.48	2023-09-0013	JERV
9/22/2023	To Rec PPE 09/04/23 - 09/17/23 Pay Date 09/22/23	200.90		2023-09-0100	JERC
9/22/2023	To Rec PPE 09/04/23 - 09/17/23 Pay Date 09/22/23	1,213.44		2023-09-0100	JERC
9/30/2023	Reclassing Daily Tips		3,361.15	2023-09-0222	JEMN
9/30/2023	To Rec PPE 09/18/23 - 10/01/23 Pay Date 10/06/23	249.48		2023-09-0253	JERC
9/30/2023	To Rec PPE 09/18/23 - 10/01/23 Pay Date 10/06/23	711.37		2023-09-0253	JERC
9/30/2023	To Reverse PR 10/01 (1 day)		17.82	2023-09-0254	JERC
9/30/2023	To Reverse PR 10/01 (1 day)		50.81	2023-09-0254	JERC
Total for Account #215202000.000		4,653.76	5,220.09		
Beginning Balance 7,921.49		Ending Balance 7,355.16		Net Change -566.33	
215700000.000	FICA				
9/7/2023	To Rec PPE 08/21/23 - 09/03/23 Pay Date 09/08/23	1,598.27		2023-09-0012	JERC
9/7/2023	Reversal of JEID 2023-08-0282 - To Accrue PR 08/21 - 08/31 (11 days)		1,255.78	2023-09-0013	JERV
9/22/2023	To Rec PPE 09/04/23 - 09/17/23 Pay Date 09/22/23	1,634.18		2023-09-0100	JERC
9/30/2023	To Rec PPE 09/18/23 - 10/01/23 Pay Date 10/06/23	1,635.51		2023-09-0253	JERC
9/30/2023	To Reverse PR 10/01 (1 day)		116.82	2023-09-0254	JERC

TOKS Associates LLC

General Ledger Activity

From 9/1/2023 to 9/30/2023 for Ledger Accounts 1000500.000 to 999999999.000

Show accounts with no activity if beginning balance is not zero

Account #	Account Name				
Period Date	Reference	Debit	Credit	Journal ID	Source
Total for Account #215700000.000		4,867.96	1,372.60		
Beginning Balance	26,195.51			Ending Balance	29,690.87
				Net Change	3,495.36
215700500.000	Federal Unemployment Tax				
9/7/2023	To Rec PPE 08/21/23 - 09/03/23 Pay Date 09/08/23	13.40		2023-09-0012	JERC
9/7/2023	Reversal of JEID 2023-08-0282 - To Accrue PR 08/21 - 08/31 (11 days)		10.53	2023-09-0013	JERV
9/22/2023	To Rec PPE 09/04/23 - 09/17/23 Pay Date 09/22/23	12.95		2023-09-0100	JERC
9/30/2023	To Rec PPE 09/18/23 - 10/01/23 Pay Date 10/06/23	20.19		2023-09-0253	JERC
9/30/2023	To Reverse PR 10/01 (1 day)		1.44	2023-09-0254	JERC
Total for Account #215700500.000		46.54	11.97		
Beginning Balance	806.47			Ending Balance	841.04
				Net Change	34.57
215701000.000	State Unemployment Tax				
9/7/2023	To Rec PPE 08/21/23 - 09/03/23 Pay Date 09/08/23	145.07		2023-09-0012	JERC
9/7/2023	Reversal of JEID 2023-08-0282 - To Accrue PR 08/21 - 08/31 (11 days)		113.98	2023-09-0013	JERV
9/22/2023	To Rec PPE 09/04/23 - 09/17/23 Pay Date 09/22/23	151.39		2023-09-0100	JERC
9/30/2023	To Rec PPE 09/18/23 - 10/01/23 Pay Date 10/06/23	166.95		2023-09-0253	JERC
9/30/2023	To Reverse PR 10/01 (1 day)		11.92	2023-09-0254	JERC
Total for Account #215701000.000		463.41	125.90		
Beginning Balance	5,921.92			Ending Balance	6,259.43
				Net Change	337.51
215701500.000	Worker's Compensation				
9/30/2023	To Exp WC PPD	1,601.83		2023-09-0230	JEMN
Total for Account #215701500.000		1,601.83	0.00		
Beginning Balance	23,512.91			Ending Balance	25,114.74
				Net Change	1,601.83
215800000.000	Group Insurance				
9/1/2023	Sun Life	40.29		2023-09-0002	APIV
9/7/2023	To Rec PPE 08/21/23 - 09/03/23 Pay Date 09/08/23		507.68	2023-09-0012	JERC
9/20/2023	CIGNA	2,450.82		2023-09-0153	APIV
9/22/2023	To Rec PPE 09/04/23 - 09/17/23 Pay Date 09/22/23		507.68	2023-09-0100	JERC
9/28/2023	Sun Life	95.65		2023-09-0237	APIV
9/30/2023	To Rec PPE 09/18/23 - 10/01/23 Pay Date 10/06/23		507.68	2023-09-0253	JERC
Total for Account #215800000.000		2,586.76	1,523.04		
Beginning Balance	15,188.82			Ending Balance	16,252.54
				Net Change	1,063.72
215800500.000	Vacation				
9/7/2023	To Rec PPE 08/21/23 - 09/03/23 Pay Date 09/08/23	336.00		2023-09-0012	JERC
9/22/2023	To Rec PPE 09/04/23 - 09/17/23 Pay Date 09/22/23	237.12		2023-09-0100	JERC
9/30/2023	To Rec PPE 09/18/23 - 10/01/23 Pay Date 10/06/23			2023-09-0253	JERC

TOKS Associates LLC

General Ledger Activity

From 9/1/2023 to 9/30/2023 for Ledger Accounts 1000500.000 to 999999999.000

Show accounts with no activity if beginning balance is not zero

Account #	Account Name	Debit	Credit	Journal ID	Source
Period Date	Reference				
Total for Account #215800500.000		573.12	0.00		
Beginning Balance	7,129.72			Ending Balance	7,702.84
				Net Change	573.12
215801000.000	Holiday				
9/7/2023	To Rec PPE 08/21/23 - 09/03/23 Pay Date 09/08/23			2023-09-0012	JERC
9/22/2023	To Rec PPE 09/04/23 - 09/17/23 Pay Date 09/22/23	2,070.58		2023-09-0100	JERC
9/30/2023	To Rec PPE 09/18/23 - 10/01/23 Pay Date 10/06/23			2023-09-0253	JERC
Total for Account #215801000.000		2,070.58	0.00		
Beginning Balance	6,994.32			Ending Balance	9,064.90
				Net Change	2,070.58
243101100.000	Food-Breakfast				
9/7/2023	From DRR for 9/7/2023		2,800.00	2023-09-0015	JEDR
9/14/2023	From DRR for 9/14/2023		18,305.00	2023-09-0075	JEDR
9/15/2023	From DRR for 9/15/2023		4,976.00	2023-09-0093	JEDR
9/23/2023	From DRR for 9/23/2023		2,536.00	2023-09-0104	JEDR
9/27/2023	From DRR for 9/27/2023		2,851.00	2023-09-0200	JEDR
9/28/2023	From DRR for 9/28/2023		1,208.00	2023-09-0201	JEDR
9/29/2023	From DRR for 9/29/2023		529.00	2023-09-0220	JEDR
Total for Account #243101100.000		0.00	33,205.00		
Beginning Balance	-70,709.86			Ending Balance	-103,914.86
				Net Change	-33,205.00
243101200.000	Food-Lunch				
9/7/2023	From DRR for 9/7/2023		1,700.00	2023-09-0015	JEDR
9/14/2023	From DRR for 9/14/2023		27,743.00	2023-09-0075	JEDR
9/18/2023	From DRR for 9/18/2023		645.00	2023-09-0096	JEDR
9/23/2023	From DRR for 9/23/2023		4,725.00	2023-09-0104	JEDR
9/27/2023	From DRR for 9/27/2023		11,153.00	2023-09-0200	JEDR
Total for Account #243101200.000		0.00	45,966.00		
Beginning Balance	-156,252.80			Ending Balance	-202,218.80
				Net Change	-45,966.00
243101300.000	Food-Dinner				
9/3/2023	From DRR for 9/3/2023		8,384.00	2023-09-0008	JEDR
9/20/2023	From DRR for 9/20/2023		5,950.00	2023-09-0098	JEDR
9/23/2023	From DRR for 9/23/2023		8,236.00	2023-09-0104	JEDR
Total for Account #243101300.000		0.00	22,570.00		
Beginning Balance	-198,006.39			Ending Balance	-220,576.39
				Net Change	-22,570.00
243101600.000	Food-Breaks				
9/3/2023	From DRR for 9/3/2023		1,425.00	2023-09-0008	JEDR
9/7/2023	From DRR for 9/7/2023		198.00	2023-09-0015	JEDR
9/14/2023	From DRR for 9/14/2023		5,390.00	2023-09-0075	JEDR
9/16/2023	From DRR for 9/16/2023		360.00	2023-09-0094	JEDR
9/18/2023	From DRR for 9/18/2023		564.00	2023-09-0096	JEDR
9/20/2023	From DRR for 9/20/2023		672.00	2023-09-0098	JEDR
9/21/2023	From DRR for 9/21/2023	720.00		2023-09-0101	JEDR
9/23/2023	From DRR for 9/23/2023		1,578.00	2023-09-0104	JEDR
9/27/2023	From DRR for 9/27/2023		13,647.00	2023-09-0200	JEDR
Total for Account #243101600.000		720.00	23,834.00		
Beginning Balance	-36,722.49			Ending Balance	-59,836.49
				Net Change	-23,114.00

TOKS Associates LLC

General Ledger Activity

From 9/1/2023 to 9/30/2023 for Ledger Accounts 1000500.000 to 999999999.000

Show accounts with no activity if beginning balance is not zero

Account #	Account Name	Debit	Credit	Journal ID	Source
243101700.000	Food-Reception				
	9/7/2023 From DRR for 9/7/2023		736.00	2023-09-0015	JEDR
	9/8/2023 From DRR for 9/8/2023		780.00	2023-09-0022	JEDR
	9/14/2023 From DRR for 9/14/2023		1,750.00	2023-09-0075	JEDR
	9/20/2023 From DRR for 9/20/2023		910.00	2023-09-0098	JEDR
	9/27/2023 From DRR for 9/27/2023		4,505.00	2023-09-0200	JEDR
	Total for Account #243101700.000	0.00	8,681.00		
Beginning Balance	-63,019.00				
			Ending Balance -71,700.00		Net Change -8,681.00
243109500.000	Food-Adjustments-A&G				
	Total for Account #243109500.000	0.00	0.00		
Beginning Balance	56.26				
			Ending Balance 56.26		Net Change 0.00
243110100.000	Liquor				
	9/3/2023 From DRR for 9/3/2023		209.58	2023-09-0008	JEDR
	9/4/2023 From DRR for 9/4/2023		328.72	2023-09-0009	JEDR
	9/17/2023 From DRR for 9/17/2023		409.50	2023-09-0095	JEDR
	9/24/2023 From DRR for 9/24/2023		843.12	2023-09-0105	JEDR
	9/28/2023 From DRR for 9/28/2023		109.56	2023-09-0201	JEDR
	Total for Account #243110100.000	0.00	1,900.48		
Beginning Balance	-25,545.92				
			Ending Balance -27,446.40		Net Change -1,900.48
243110200.000	Beer				
	9/3/2023 From DRR for 9/3/2023		139.05	2023-09-0008	JEDR
	9/4/2023 From DRR for 9/4/2023		57.25	2023-09-0009	JEDR
	9/17/2023 From DRR for 9/17/2023		180.50	2023-09-0095	JEDR
	9/24/2023 From DRR for 9/24/2023		560.20	2023-09-0105	JEDR
	9/28/2023 From DRR for 9/28/2023		184.52	2023-09-0201	JEDR
	Total for Account #243110200.000	0.00	1,121.52		
Beginning Balance	-16,399.02				
			Ending Balance -17,520.54		Net Change -1,121.52
243110300.000	Wine				
	9/3/2023 From DRR for 9/3/2023		41.37	2023-09-0008	JEDR
	9/4/2023 From DRR for 9/4/2023		236.40	2023-09-0009	JEDR
	9/17/2023 From DRR for 9/17/2023		240.50	2023-09-0095	JEDR
	9/24/2023 From DRR for 9/24/2023		315.98	2023-09-0105	JEDR
	9/28/2023 From DRR for 9/28/2023		59.10	2023-09-0201	JEDR
	Total for Account #243110300.000	0.00	893.35		
Beginning Balance	-12,481.82				
			Ending Balance -13,375.17		Net Change -893.35
243112100.000	Audio/Visual Income				
	9/3/2023 From DRR for 9/3/2023		50.00	2023-09-0008	JEDR
	9/7/2023 From DRR for 9/7/2023		800.00	2023-09-0015	JEDR
	9/14/2023 From DRR for 9/14/2023		5,225.00	2023-09-0075	JEDR
	9/16/2023 From DRR for 9/16/2023		370.00	2023-09-0094	JEDR
	9/18/2023 From DRR for 9/18/2023		945.00	2023-09-0096	JEDR
	9/20/2023 From DRR for 9/20/2023		1,120.00	2023-09-0098	JEDR
	9/21/2023 From DRR for 9/21/2023	740.00		2023-09-0101	JEDR
	9/23/2023 From DRR for 9/23/2023		1,380.00	2023-09-0104	JEDR
	9/25/2023 From DRR for 9/25/2023		2,740.00	2023-09-0106	JEDR
	9/27/2023 From DRR for 9/27/2023		1,125.00	2023-09-0200	JEDR

TOKS Associates LLC

General Ledger Activity

From 9/1/2023 to 9/30/2023 for Ledger Accounts 1000500.000 to 999999999.000

Show accounts with no activity if beginning balance is not zero

Account #	Account Name	Debit	Credit	Journal ID	Source
Period Date	Reference				
Total for Account #243112100.000		740.00	13,755.00		
Beginning Balance	-66,584.28			Ending Balance	-79,599.28
				Net Change	-13,015.00
243117000.000	Other Revenue				
9/3/2023	From DRR for 9/3/2023		2,606.16	2023-09-0008	JEDR
9/7/2023	From DRR for 9/7/2023		1,976.16	2023-09-0015	JEDR
9/8/2023	From DRR for 9/8/2023		259.20	2023-09-0022	JEDR
9/14/2023	From DRR for 9/14/2023		14,019.12	2023-09-0075	JEDR
9/15/2023	From DRR for 9/15/2023		1,194.24	2023-09-0093	JEDR
9/16/2023	From DRR for 9/16/2023		223.20	2023-09-0094	JEDR
9/17/2023	From DRR for 9/17/2023		199.32	2023-09-0095	JEDR
9/18/2023	From DRR for 9/18/2023		624.96	2023-09-0096	JEDR
9/20/2023	From DRR for 9/20/2023		3,567.83	2023-09-0098	JEDR
9/21/2023	From DRR for 9/21/2023	446.40		2023-09-0101	JEDR
9/23/2023	From DRR for 9/23/2023		4,813.20	2023-09-0104	JEDR
9/24/2023	From DRR for 9/24/2023		281.40	2023-09-0105	JEDR
9/25/2023	From DRR for 9/25/2023		753.60	2023-09-0106	JEDR
9/27/2023	From DRR for 9/27/2023		8,107.44	2023-09-0200	JEDR
9/28/2023	From DRR for 9/28/2023		289.92	2023-09-0201	JEDR
9/29/2023	From DRR for 9/29/2023		126.96	2023-09-0220	JEDR
Total for Account #243117000.000		446.40	39,042.71		
Beginning Balance	-168,206.96			Ending Balance	-206,803.27
				Net Change	-38,596.31
243118000.000	Setup Fee				
9/3/2023	From DRR for 9/3/2023		1,000.00	2023-09-0008	JEDR
9/7/2023	From DRR for 9/7/2023		2,000.00	2023-09-0015	JEDR
9/8/2023	From DRR for 9/8/2023		300.00	2023-09-0022	JEDR
9/16/2023	From DRR for 9/16/2023		200.00	2023-09-0094	JEDR
9/18/2023	From DRR for 9/18/2023		450.00	2023-09-0096	JEDR
9/20/2023	From DRR for 9/20/2023		2,200.00	2023-09-0098	JEDR
9/21/2023	From DRR for 9/21/2023	400.00		2023-09-0101	JEDR
9/23/2023	From DRR for 9/23/2023		1,600.00	2023-09-0104	JEDR
9/25/2023	From DRR for 9/25/2023		400.00	2023-09-0106	JEDR
9/27/2023	From DRR for 9/27/2023		500.00	2023-09-0200	JEDR
Total for Account #243118000.000		400.00	8,650.00		
Beginning Balance	-70,042.94			Ending Balance	-78,292.94
				Net Change	-8,250.00
245100000.000	Supervisors				
9/7/2023	To Rec PPE 08/21/23 - 09/03/23 Pay Date 09/08/23	3,204.26		2023-09-0012	JERC
9/7/2023	Reversal of JEID 2023-08-0282 - To Accrue PR 08/21 - 08/31 (11 days)		2,517.63	2023-09-0013	JERV
9/22/2023	To Rec PPE 09/04/23 - 09/17/23 Pay Date 09/22/23	3,489.28		2023-09-0100	JERC
9/30/2023	To Rec PPE 09/18/23 - 10/01/23 Pay Date 10/06/23	4,217.34		2023-09-0253	JERC
9/30/2023	To Reverse PR 10/01 (1 day)		301.24	2023-09-0254	JERC
Total for Account #245100000.000		10,910.88	2,818.87		
Beginning Balance	53,555.24			Ending Balance	61,647.25
				Net Change	8,092.01
245202000.000	Servers				
9/7/2023	To Rec PPE 08/21/23 - 09/03/23 Pay Date 09/08/23			2023-09-0012	JERC

TOKS Associates LLC

General Ledger Activity

From 9/1/2023 to 9/30/2023 for Ledger Accounts 1000500.000 to 999999999.000

Show accounts with no activity if beginning balance is not zero

Account #	Account Name	Debit	Credit	Journal ID	Source
245202000.000	Servers				
9/7/2023	To Rec PPE 08/21/23 - 09/03/23 Pay Date 09/08/23	4,524.68		2023-09-0012	JERC
9/7/2023	Reversal of JEID 2023-08-0282 - To Accrue PR 08/21 - 08/31 (11 days)			2023-09-0013	JERV
9/7/2023	Reversal of JEID 2023-08-0282 - To Accrue PR 08/21 - 08/31 (11 days)		3,555.11	2023-09-0013	JERV
9/22/2023	To Rec PPE 09/04/23 - 09/17/23 Pay Date 09/22/23			2023-09-0100	JERC
9/22/2023	To Rec PPE 09/04/23 - 09/17/23 Pay Date 09/22/23	4,410.12		2023-09-0100	JERC
9/30/2023	To Rec PPE 09/18/23 - 10/01/23 Pay Date 10/06/23	77.54		2023-09-0253	JERC
9/30/2023	To Rec PPE 09/18/23 - 10/01/23 Pay Date 10/06/23	6,545.82		2023-09-0253	JERC
9/30/2023	To Reverse PR 10/01 (1 day)		5.54	2023-09-0254	JERC
9/30/2023	To Reverse PR 10/01 (1 day)		467.56	2023-09-0254	JERC
	Total for Account #245202000.000	15,558.16	4,028.21		
Beginning Balance	79,232.79	Ending Balance	90,762.74	Net Change	11,529.95
245219000.000	Banquet Management				
9/7/2023	To Rec PPE 08/21/23 - 09/03/23 Pay Date 09/08/23	2,000.00		2023-09-0012	JERC
9/7/2023	Reversal of JEID 2023-08-0282 - To Accrue PR 08/21 - 08/31 (11 days)		1,571.43	2023-09-0013	JERV
9/22/2023	To Rec PPE 09/04/23 - 09/17/23 Pay Date 09/22/23	1,800.00		2023-09-0100	JERC
9/30/2023	To Rec PPE 09/18/23 - 10/01/23 Pay Date 10/06/23	2,000.00		2023-09-0253	JERC
9/30/2023	To Reverse PR 10/01 (1 day)		142.86	2023-09-0254	JERC
	Total for Account #245219000.000	5,800.00	1,714.29		
Beginning Balance	34,000.00	Ending Balance	38,085.71	Net Change	4,085.71
453501000.000	Rental Income - Gift Shop				
9/22/2023	From DRR for 9/22/2023		40.74	2023-09-0103	JEDR
	Total for Account #453501000.000	0.00	40.74		
Beginning Balance	-82.69	Ending Balance	-123.43	Net Change	-40.74
453505000.000	Guest Laundry				
9/1/2023	From DRR for 9/1/2023		16.45	2023-09-0006	JEDR
	Total for Account #453505000.000	0.00	16.45		
Beginning Balance	-165.95	Ending Balance	-182.40	Net Change	-16.45
453508000.000	Vending Commissions-Soda & Snack Machines				
9/18/2023	From DRR for 9/18/2023		70.00	2023-09-0096	JEDR
9/22/2023	From DRR for 9/22/2023		19.72	2023-09-0103	JEDR
	Total for Account #453508000.000	0.00	89.72		
Beginning Balance	-1,348.13	Ending Balance	-1,437.85	Net Change	-89.72
453515000.000	In-Room Movie Revenue				
9/2/2023	From DRR for 9/2/2023		20.64	2023-09-0007	JEDR
9/4/2023	From DRR for 9/4/2023		9.97	2023-09-0009	JEDR
9/5/2023	From DRR for 9/5/2023	41.89		2023-09-0011	JEDR
9/9/2023	From DRR for 9/9/2023		41.89	2023-09-0023	JEDR
9/20/2023	From DRR for 9/20/2023		20.95	2023-09-0098	JEDR

TOKS Associates LLC

General Ledger Activity

From 9/1/2023 to 9/30/2023 for Ledger Accounts 1000500.000 to 999999999.000

Show accounts with no activity if beginning balance is not zero

Account #	Account Name	Debit	Credit	Journal ID	Source
Period Date	Reference				
Total for Account #453515000.000		41.89	93.45		
Beginning Balance	-1,655.30				
			Ending Balance -1,706.86		Net Change -51.56
453520000.000	Fax/Copies				
Total for Account #453520000.000		0.00	0.00		
Beginning Balance	-102.30				
			Ending Balance -102.30		Net Change 0.00
453523000.000	Other Revenue 3				
9/1/2023	From DRR for 9/1/2023		24.22	2023-09-0006	JEDR
9/3/2023	From DRR for 9/3/2023		10.00	2023-09-0008	JEDR
9/5/2023	From DRR for 9/5/2023		30.00	2023-09-0011	JEDR
9/7/2023	From DRR for 9/7/2023		10.00	2023-09-0015	JEDR
9/9/2023	From DRR for 9/9/2023		28.58	2023-09-0023	JEDR
9/11/2023	From DRR for 9/11/2023		50.00	2023-09-0050	JEDR
9/12/2023	From DRR for 9/12/2023		30.00	2023-09-0064	JEDR
9/14/2023	From DRR for 9/14/2023	6.03		2023-09-0075	JEDR
9/16/2023	From DRR for 9/16/2023	2,484.66		2023-09-0094	JEDR
9/18/2023	From DRR for 9/18/2023		1,242.33	2023-09-0096	JEDR
9/19/2023	From DRR for 9/19/2023		30.00	2023-09-0097	JEDR
9/20/2023	From DRR for 9/20/2023	1,242.33		2023-09-0098	JEDR
9/21/2023	From DRR for 9/21/2023		2,484.66	2023-09-0101	JEDR
9/22/2023	From DRR for 9/22/2023		127.00	2023-09-0103	JEDR
9/27/2023	From DRR for 9/27/2023		90.00	2023-09-0200	JEDR
Total for Account #453523000.000		3,733.02	4,156.79		
Beginning Balance	-4,969.18				
			Ending Balance -5,392.95		Net Change -423.77
453525100.000	Gift Shop Sales				
9/1/2023	From DRR for 9/1/2023		69.14	2023-09-0006	JEDR
9/2/2023	From DRR for 9/2/2023		175.93	2023-09-0007	JEDR
9/3/2023	From DRR for 9/3/2023		93.08	2023-09-0008	JEDR
9/4/2023	From DRR for 9/4/2023		34.30	2023-09-0009	JEDR
9/5/2023	From DRR for 9/5/2023		51.94	2023-09-0011	JEDR
9/6/2023	From DRR for 9/6/2023		24.35	2023-09-0014	JEDR
9/7/2023	From DRR for 9/7/2023		103.67	2023-09-0015	JEDR
9/8/2023	From DRR for 9/8/2023		137.37	2023-09-0022	JEDR
9/9/2023	From DRR for 9/9/2023		98.29	2023-09-0023	JEDR
9/10/2023	From DRR for 9/10/2023		49.95	2023-09-0024	JEDR
9/11/2023	From DRR for 9/11/2023		27.93	2023-09-0050	JEDR
9/12/2023	From DRR for 9/12/2023		60.32	2023-09-0064	JEDR
9/13/2023	From DRR for 9/13/2023		183.33	2023-09-0073	JEDR
9/14/2023	From DRR for 9/14/2023		106.46	2023-09-0075	JEDR
9/15/2023	From DRR for 9/15/2023		53.89	2023-09-0093	JEDR
9/16/2023	From DRR for 9/16/2023		46.17	2023-09-0094	JEDR
9/17/2023	From DRR for 9/17/2023		53.83	2023-09-0095	JEDR
9/18/2023	From DRR for 9/18/2023		46.33	2023-09-0096	JEDR
9/19/2023	From DRR for 9/19/2023		11.22	2023-09-0097	JEDR
9/20/2023	From DRR for 9/20/2023		58.35	2023-09-0098	JEDR
9/21/2023	From DRR for 9/21/2023		80.61	2023-09-0101	JEDR
9/23/2023	From DRR for 9/23/2023		155.44	2023-09-0104	JEDR
9/24/2023	From DRR for 9/24/2023		82.13	2023-09-0105	JEDR
9/25/2023	From DRR for 9/25/2023		27.05	2023-09-0106	JEDR
9/26/2023	From DRR for 9/26/2023		77.73	2023-09-0194	JEDR
9/27/2023	From DRR for 9/27/2023		28.08	2023-09-0200	JEDR

TOKS Associates LLC

General Ledger Activity

From 9/1/2023 to 9/30/2023 for Ledger Accounts 1000500.000 to 999999999.000

Show accounts with no activity if beginning balance is not zero

Account #	Account Name	Debit	Credit	Journal ID	Source
453525100.000	Gift Shop Sales				
9/28/2023	From DRR for 9/28/2023		34.76	2023-09-0201	JEDR
9/29/2023	From DRR for 9/29/2023		57.66	2023-09-0220	JEDR
9/30/2023	From DRR for 9/30/2023		62.08	2023-09-0221	JEDR
Total for Account #453525100.000		0.00	2,091.39		
Beginning Balance -18,517.39				Ending Balance -20,608.78	Net Change -2,091.39
453528000.000	Cancellation Fee - Rooms				
9/2/2023	From DRR for 9/2/2023		0.04	2023-09-0007	JEDR
9/3/2023	From DRR for 9/3/2023		0.10	2023-09-0008	JEDR
9/4/2023	From DRR for 9/4/2023		8.57	2023-09-0009	JEDR
9/5/2023	From DRR for 9/5/2023		0.16	2023-09-0011	JEDR
9/6/2023	From DRR for 9/6/2023		10.14	2023-09-0014	JEDR
9/10/2023	From DRR for 9/10/2023		0.05	2023-09-0024	JEDR
9/11/2023	From DRR for 9/11/2023		1.80	2023-09-0050	JEDR
9/12/2023	From DRR for 9/12/2023		48.44	2023-09-0064	JEDR
9/16/2023	From DRR for 9/16/2023		82.36	2023-09-0094	JEDR
9/18/2023	From DRR for 9/18/2023		8.70	2023-09-0096	JEDR
9/19/2023	From DRR for 9/19/2023	0.26		2023-09-0097	JEDR
9/20/2023	From DRR for 9/20/2023		10.00	2023-09-0098	JEDR
9/21/2023	From DRR for 9/21/2023		0.50	2023-09-0101	JEDR
9/23/2023	From DRR for 9/23/2023	0.01		2023-09-0104	JEDR
9/24/2023	From DRR for 9/24/2023	3.61		2023-09-0105	JEDR
9/25/2023	From DRR for 9/25/2023		1.17	2023-09-0106	JEDR
Total for Account #453528000.000		3.88	172.03		
Beginning Balance -10,123.49				Ending Balance -10,291.64	Net Change -168.15
453529000.000	Cancellation Fee - Banquets				
Total for Account #453529000.000		0.00	0.00		
Beginning Balance -4,000.00				Ending Balance -4,000.00	Net Change 0.00
454515000.000	Cost of Sales - In-Room Movie Revenue				
9/12/2023	Reversal of JEID 2023-08-0283 - To Accru SONIFI Movie Cost		290.00	2023-09-0049	JERV
9/15/2023	SONIFI SOLUTIONS INC	562.50		2023-09-0078	APIV
9/30/2023	SONIFI SOLUTIONS INC	138.01		2023-09-0299	APIV
Total for Account #454515000.000		700.51	290.00		
Beginning Balance 3,527.28				Ending Balance 3,937.79	Net Change 410.51
454525100.000	Cost of Sales - Gift Shop				
9/8/2023	SYSCO KANSAS CITY INC	79.18		2023-09-0036	APIV
9/11/2023	PEPSI-COLA BOTTLING OF TOPEKA	264.45		2023-09-0029	APIV
9/22/2023	SYSCO KANSAS CITY INC	34.08		2023-09-0110	APIV
9/22/2023	SYSCO KANSAS CITY INC	221.43		2023-09-0116	APIV
9/28/2023	SYSCO KANSAS CITY INC	95.79		2023-09-0202	APIV
9/28/2023	PEPSI-COLA BOTTLING OF TOPEKA	513.63		2023-09-0213	APIV
9/30/2023	To Rec F&B and GS Inventories Counts SEP		498.83	2023-09-0255	JEMN
Total for Account #454525100.000		1,208.56	498.83		
Beginning Balance 9,428.59				Ending Balance 10,138.32	Net Change 709.73

TOKS Associates LLC

General Ledger Activity

From 9/1/2023 to 9/30/2023 for Ledger Accounts 1000500.000 to 999999999.000

Show accounts with no activity if beginning balance is not zero

Account #	Account Name	Debit	Credit	Journal ID	Source
525000200.000	Management- A&G				
9/7/2023	To Rec PPE 08/21/23 - 09/03/23 Pay Date 09/08/23	6,923.07		2023-09-0012	JERC
9/7/2023	Reversal of JEID 2023-08-0282 - To Accrue PR 08/21 - 08/31 (11 days)		5,439.56	2023-09-0013	JERV
9/22/2023	To Rec PPE 09/04/23 - 09/17/23 Pay Date 09/22/23	6,230.77		2023-09-0100	JERC
9/30/2023	To Rec PPE 09/18/23 - 10/01/23 Pay Date 10/06/23	6,923.07		2023-09-0253	JERC
9/30/2023	To Reverse PR 10/01 (1 day)		494.51	2023-09-0254	JERC
	Total for Account #525000200.000	20,076.91	5,934.07		
Beginning Balance	114,838.58		Ending Balance 128,981.42		Net Change 14,142.84
525274500.000	Administrative Assistant				
9/30/2023	To Rec PPE 09/18/23 - 10/01/23 Pay Date 10/06/23	1,280.78		2023-09-0253	JERC
9/30/2023	To Reverse PR 10/01 (1 day)		91.50	2023-09-0254	JERC
	Total for Account #525274500.000	1,280.78	91.50		
Beginning Balance	0.00		Ending Balance 1,189.28		Net Change 1,189.28
525700000.000	FICA				
9/7/2023	To Rec PPE 08/21/23 - 09/03/23 Pay Date 09/08/23	554.55		2023-09-0012	JERC
9/7/2023	Reversal of JEID 2023-08-0282 - To Accrue PR 08/21 - 08/31 (11 days)		435.72	2023-09-0013	JERV
9/22/2023	To Rec PPE 09/04/23 - 09/17/23 Pay Date 09/22/23	550.61		2023-09-0100	JERC
9/30/2023	To Rec PPE 09/18/23 - 10/01/23 Pay Date 10/06/23	617.16		2023-09-0253	JERC
9/30/2023	To Reverse PR 10/01 (1 day)		44.08	2023-09-0254	JERC
	Total for Account #525700000.000	1,722.32	479.80		
Beginning Balance	9,235.87		Ending Balance 10,478.39		Net Change 1,242.52
525700500.000	Federal Unemployment Tax				
9/7/2023	To Rec PPE 08/21/23 - 09/03/23 Pay Date 09/08/23	4.65		2023-09-0012	JERC
9/7/2023	Reversal of JEID 2023-08-0282 - To Accrue PR 08/21 - 08/31 (11 days)		3.65	2023-09-0013	JERV
9/22/2023	To Rec PPE 09/04/23 - 09/17/23 Pay Date 09/22/23	4.36		2023-09-0100	JERC
9/30/2023	To Rec PPE 09/18/23 - 10/01/23 Pay Date 10/06/23	7.62		2023-09-0253	JERC
9/30/2023	To Reverse PR 10/01 (1 day)		0.54	2023-09-0254	JERC
	Total for Account #525700500.000	16.63	4.19		
Beginning Balance	18.67		Ending Balance 31.11		Net Change 12.44
525701000.000	State Unemployment Tax				
9/7/2023	To Rec PPE 08/21/23 - 09/03/23 Pay Date 09/08/23	50.33		2023-09-0012	JERC
9/7/2023	Reversal of JEID 2023-08-0282 - To Accrue PR 08/21 - 08/31 (11 days)		39.55	2023-09-0013	JERV
9/22/2023	To Rec PPE 09/04/23 - 09/17/23 Pay Date 09/22/23	51.01		2023-09-0100	JERC
9/30/2023	To Rec PPE 09/18/23 - 10/01/23 Pay Date 10/06/23	63.00		2023-09-0253	JERC
9/30/2023	To Reverse PR 10/01 (1 day)		4.50	2023-09-0254	JERC

TOKS Associates LLC

General Ledger Activity

From 9/1/2023 to 9/30/2023 for Ledger Accounts 1000500.000 to 999999999.000

Show accounts with no activity if beginning balance is not zero

Account #	Account Name	Debit	Credit	Journal ID	Source
Period Date	Reference				
Total for Account #525701000.000		164.34	44.05		
Beginning Balance	2,091.10				Ending Balance 2,211.39 Net Change 120.29
525701500.000	Worker's Compensation				
9/30/2023	To Exp WC PPD	816.45		2023-09-0230	JEMN
Total for Account #525701500.000		816.45	0.00		
Beginning Balance	12,365.09				Ending Balance 13,181.54 Net Change 816.45
525800000.000	Group Insurance				
9/7/2023	To Rec PPE 08/21/23 - 09/03/23 Pay Date 09/08/23			2023-09-0012	JERC
9/22/2023	To Rec PPE 09/04/23 - 09/17/23 Pay Date 09/22/23			2023-09-0100	JERC
9/30/2023	To Rec PPE 09/18/23 - 10/01/23 Pay Date 10/06/23			2023-09-0253	JERC
Total for Account #525800000.000		0.00	0.00		
Beginning Balance	0.00				Ending Balance 0.00 Net Change 0.00
525800500.000	Vacation				
9/7/2023	To Rec PPE 08/21/23 - 09/03/23 Pay Date 09/08/23			2023-09-0012	JERC
9/22/2023	To Rec PPE 09/04/23 - 09/17/23 Pay Date 09/22/23			2023-09-0100	JERC
9/30/2023	To Rec PPE 09/18/23 - 10/01/23 Pay Date 10/06/23			2023-09-0253	JERC
Total for Account #525800500.000		0.00	0.00		
Beginning Balance	4,307.69				Ending Balance 4,307.69 Net Change 0.00
525801000.000	Holiday				
9/7/2023	To Rec PPE 08/21/23 - 09/03/23 Pay Date 09/08/23			2023-09-0012	JERC
9/22/2023	To Rec PPE 09/04/23 - 09/17/23 Pay Date 09/22/23	692.31		2023-09-0100	JERC
9/30/2023	To Rec PPE 09/18/23 - 10/01/23 Pay Date 10/06/23			2023-09-0253	JERC
Total for Account #525801000.000		692.31	0.00		
Beginning Balance	2,076.93				Ending Balance 2,769.24 Net Change 692.31
525801500.000	Sick Pay				
9/7/2023	To Rec PPE 08/21/23 - 09/03/23 Pay Date 09/08/23			2023-09-0012	JERC
9/22/2023	To Rec PPE 09/04/23 - 09/17/23 Pay Date 09/22/23			2023-09-0100	JERC
9/30/2023	To Rec PPE 09/18/23 - 10/01/23 Pay Date 10/06/23			2023-09-0253	JERC
Total for Account #525801500.000		0.00	0.00		
Beginning Balance	0.00				Ending Balance 0.00 Net Change 0.00
525803000.000	Bonus and Incentive Pay				
9/7/2023	To Rec PPE 08/21/23 - 09/03/23 Pay Date 09/08/23			2023-09-0012	JERC
9/22/2023	To Rec PPE 09/04/23 - 09/17/23 Pay Date 09/22/23			2023-09-0100	JERC
9/30/2023	To Rec PPE 09/18/23 - 10/01/23 Pay Date 10/06/23			2023-09-0253	JERC

TOKS Associates LLC

General Ledger Activity

From 9/1/2023 to 9/30/2023 for Ledger Accounts 1000500.000 to 999999999.000

Show accounts with no activity if beginning balance is not zero

Account #	Account Name	Debit	Credit	Journal ID	Source
Period Date	Reference				
Total for Account #525803000.000					
		0.00	0.00		
Beginning Balance	9,000.00				Ending Balance 9,000.00
					Net Change 0.00
526160000.000	Bad Debt Provision				
9/30/2023	To rec CC Chargeback	128.98		2023-09-0226	JEMN
Total for Account #526160000.000					
		128.98	0.00		
Beginning Balance	5,014.82				Ending Balance 5,143.80
					Net Change 128.98
526205000.000	Cash Over/Short				
9/18/2023	From DRR for 9/18/2023	0.20		2023-09-0096	JEDR
9/30/2023	To Rec CC & CA Overage		0.30	2023-09-0251	JEMN
9/30/2023	To Rec CC & CA Overage		10.45	2023-09-0251	JEMN
9/30/2023	to Rec Small Variance overage		0.20	2023-09-0252	JEMN
Total for Account #526205000.000					
		0.20	10.95		
Beginning Balance	88.19				Ending Balance 77.44
					Net Change -10.75
526212000.000	Central Office - Travel Rebilld				
Total for Account #526212000.000					
		0.00	0.00		
Beginning Balance	1,861.18				Ending Balance 1,861.18
					Net Change 0.00
526213100.000	Central Office - Accounting Fees				
9/30/2023	TOKS Associates LLC	1,000.00		2023-09-0275	APIV
Total for Account #526213100.000					
		1,000.00	0.00		
Beginning Balance	8,000.00				Ending Balance 9,000.00
					Net Change 1,000.00
526260000.000	Credit Card Commission				
9/5/2023	Reversal of JEID 2023-08-0276 - To Accr CC Commissions AUG		519.75	2023-09-0005	JERV
9/5/2023	Reversal of JEID 2023-08-0276 - To Accr CC Commissions AUG		9,434.33	2023-09-0005	JERV
9/30/2023	To Rec CC Commission AUG	519.75		2023-09-0223	JEMN
9/30/2023	To Rec CC Commission AUG	9,434.33		2023-09-0223	JEMN
9/30/2023	To Accrue CC commiss SEP	492.48		2023-09-0232	JEMN
9/30/2023	To Accrue CC commiss SEP	13,929.67		2023-09-0232	JEMN
Total for Account #526260000.000					
		24,376.23	9,954.08		
Beginning Balance	87,808.03				Ending Balance 102,230.18
					Net Change 14,422.15
526300000.000	Dues and Subscriptions				
9/30/2023	FIVE DIAMOND SCREENING LLC	317.65		2023-09-0274	APIV
Total for Account #526300000.000					
		317.65	0.00		
Beginning Balance	1,866.90				Ending Balance 2,184.55
					Net Change 317.65
526335000.000	Employee Relations				
9/20/2023	Dowding, Verna	175.88		2023-09-0183	APIV
9/22/2023	Juan Lim	657.78		2023-09-0130	APIV
9/22/2023	WAZLAWIK, WAYNE	76.47		2023-09-0131	APIV
9/22/2023	HD SUPPLY	103.69		2023-09-0170	APIV
9/22/2023	HD SUPPLY	44.06		2023-09-0174	APIV
9/26/2023	Dowding, Verna	96.39		2023-09-0134	APIV
9/28/2023	HD SUPPLY	60.09		2023-09-0217	APIV
Total for Account #526335000.000					
		1,214.36	0.00		
Beginning Balance	7,572.76				Ending Balance 8,787.12
					Net Change 1,214.36

TOKS Associates LLC

General Ledger Activity

From 9/1/2023 to 9/30/2023 for Ledger Accounts 1000500.000 to 999999999.000

Show accounts with no activity if beginning balance is not zero

Account #	Account Name	Debit	Credit	Journal ID	Source
526355000.000	Equipment Rental				
9/11/2023	RICOH USA, INC	405.84		2023-09-0055	APIV
	Total for Account #526355000.000	405.84	0.00		
Beginning Balance	3,243.72		Ending Balance 3,649.56		Net Change 405.84
526580000.000	Meals and Entertainment				
	Total for Account #526580000.000	0.00	0.00		
Beginning Balance	132.91		Ending Balance 132.91		Net Change 0.00
526590000.000	Miscellaneous Expense				
9/13/2023	TX: KANSAS DEPT OF REVENUE	137.36		2023-09-0068	APIV
9/13/2023	TX: KANSAS DEPT OF REVENUE	13.41		2023-09-0069	APIV
	Total for Account #526590000.000	150.77	0.00		
Beginning Balance	2,599.38		Ending Balance 2,750.15		Net Change 150.77
526620000.000	Operating Supplies				
9/12/2023	RICOH USA, INC	148.76		2023-09-0059	APIV
9/26/2023	Image Print Solutions	129.42		2023-09-0107	APIV
9/27/2023	STAPLES	470.41		2023-09-0195	APIV
9/28/2023	SHRED-IT, C/O STERICYCLE INC	37.00		2023-09-0216	APIV
	Total for Account #526620000.000	785.59	0.00		
Beginning Balance	6,178.95		Ending Balance 6,964.54		Net Change 785.59
526645000.000	Payroll Service Fees				
9/30/2023	To Rec UKG FEES AUG & SEP	18.12		2023-09-0225	JEMN
9/30/2023	To Rec UKG FEES AUG & SEP	1,091.02		2023-09-0225	JEMN
	Total for Account #526645000.000	1,109.14	0.00		
Beginning Balance	2,334.16		Ending Balance 3,443.30		Net Change 1,109.14
526700000.000	Postage				
9/21/2023	FEDEX	25.95		2023-09-0099	APIV
9/25/2023	FEDEX	25.56		2023-09-0102	APIV
9/30/2023	GF Management	143.01		2023-09-0298	APIV
	Total for Account #526700000.000	194.52	0.00		
Beginning Balance	536.78		Ending Balance 731.30		Net Change 194.52
526715000.000	Professional Fees - Legal				
9/30/2023	AHP Law Group LLC	851.00		2023-09-0244	APIV
	Total for Account #526715000.000	851.00	0.00		
Beginning Balance	13,856.00		Ending Balance 14,707.00		Net Change 851.00
526716000.000	Professional Fees - Other				
	Total for Account #526716000.000	0.00	0.00		
Beginning Balance	975.00		Ending Balance 975.00		Net Change 0.00
526770000.000	Recruitment Advertising				
9/15/2023	GF Recruitment	225.00		2023-09-0082	APIV
9/21/2023	GF Recruitment	225.00		2023-09-0167	APIV
	Total for Account #526770000.000	450.00	0.00		
Beginning Balance	4,604.75		Ending Balance 5,054.75		Net Change 450.00

TOKS Associates LLC

General Ledger Activity

From 9/1/2023 to 9/30/2023 for Ledger Accounts 1000500.000 to 999999999.000

Show accounts with no activity if beginning balance is not zero

Account #	Account Name	Debit	Credit	Journal ID	Source
526810000.000	Security - Outside				
9/11/2023	LOOMIS	224.08		2023-09-0026	APIV
9/22/2023	AMERICAN SENTRY SECURITY SYSTEM, INC.	990.64		2023-09-0154	APIV
9/22/2023	AMERICAN SENTRY SECURITY SYSTEM, INC.	990.64		2023-09-0155	APIV
9/30/2023	AMERICAN SENTRY SECURITY SYSTEM, INC.	990.64		2023-09-0289	APIV
9/30/2023	AMERICAN SENTRY SECURITY SYSTEM, INC.	990.64		2023-09-0290	APIV
9/30/2023	AMERICAN SENTRY SECURITY SYSTEM, INC.	990.64		2023-09-0291	APIV
9/30/2023	AMERICAN SENTRY SECURITY SYSTEM, INC.	990.64		2023-09-0292	APIV
Total for Account #526810000.000		6,167.92	0.00		
Beginning Balance	38,451.62		Ending Balance 44,619.54		Net Change 6,167.92
526875000.000	Training				
9/11/2023	National Purchasing Network	1,095.00		2023-09-0063	APIV
Total for Account #526875000.000		1,095.00	0.00		
Beginning Balance	7,280.00		Ending Balance 8,375.00		Net Change 1,095.00
526885000.000	Travel				
9/25/2023	WAZLAWIK, WAYNE	1,899.40		2023-09-0132	APIV
Total for Account #526885000.000		1,899.40	0.00		
Beginning Balance	2,256.01		Ending Balance 4,155.41		Net Change 1,899.40
526900000.000	Uniforms				
9/22/2023	MIDWEST SINGLE SOURCE	232.92		2023-09-0152	APIV
Total for Account #526900000.000		232.92	0.00		
Beginning Balance	232.50		Ending Balance 465.42		Net Change 232.92
536100500.000	Cost of Cell Phones				
9/12/2023	Reversal of JEID 2023-08-0308 - Reversing Lorna Cell Exp SEP	60.00		2023-09-0052	JERV
9/22/2023	Juan Lim	60.00		2023-09-0130	APIV
9/26/2023	WAZLAWIK, WAYNE	60.00		2023-09-0133	APIV
Total for Account #536100500.000		180.00	0.00		
Beginning Balance	1,855.00		Ending Balance 2,035.00		Net Change 180.00
536100600.000	Cost of Internet Services				
9/30/2023	To Exp GIANTS SEP PPDS	2,049.59		2023-09-0265	JEMN
Total for Account #536100600.000		2,049.59	0.00		
Beginning Balance	16,417.42		Ending Balance 18,467.01		Net Change 2,049.59
536100700.000	Cost of Calls				
9/30/2023	To Exp GIANTS SEP PPDS	2,656.97		2023-09-0265	JEMN
Total for Account #536100700.000		2,656.97	0.00		
Beginning Balance	21,598.82		Ending Balance 24,255.79		Net Change 2,656.97
536200500.000	Administrative & General				
9/25/2023	LMD Associates, LLC	721.71		2023-09-0182	APIV

TOKS Associates LLC

General Ledger Activity

From 9/1/2023 to 9/30/2023 for Ledger Accounts 1000500.000 to 999999999.000

Show accounts with no activity if beginning balance is not zero

Account #	Account Name	Debit	Credit	Journal ID	Source
Period Date	Reference				
Total for Account #536200500.000		721.71	0.00		
Beginning Balance	7,098.72				Ending Balance 7,820.43
					Net Change 721.71
536200530.000	Food & Beverage				
9/16/2023	HMS	546.57		2023-09-0084	APIV
9/30/2023	To Rec Fintech Fee	41.93		2023-09-0224	JEMN
Total for Account #536200530.000		588.50	0.00		
Beginning Balance	5,070.06				Ending Balance 5,658.56
					Net Change 588.50
536200550.000	Hardware				
9/30/2023	To Exp US Hospitality Uniguest PPd	48.16		2023-09-0264	JEMN
Total for Account #536200550.000		48.16	0.00		
Beginning Balance	391.64				Ending Balance 439.80
					Net Change 48.16
536200570.000	Human Resources				
Total for Account #536200570.000		0.00	0.00		
Beginning Balance	1,802.53				Ending Balance 1,802.53
					Net Change 0.00
536200580.000	Information Security				
9/26/2023	WAZLAWIK, WAYNE	55.00		2023-09-0133	APIV
Total for Account #536200580.000		55.00	0.00		
Beginning Balance	1,107.50				Ending Balance 1,162.50
					Net Change 55.00
536200590.000	Information Systems				
9/8/2023	LMD Associates, LLC	1,640.25		2023-09-0018	APIV
Total for Account #536200590.000		1,640.25	0.00		
Beginning Balance	13,107.00				Ending Balance 14,747.25
					Net Change 1,640.25
536200620.000	Property Ops & Maintenance				
9/10/2023	LMD Associates, LLC	367.42		2023-09-0043	APIV
Total for Account #536200620.000		367.42	0.00		
Beginning Balance	2,935.96				Ending Balance 3,303.38
					Net Change 367.42
536200630.000	Rooms				
9/1/2023	JONAS CHORUM	2,648.78		2023-09-0001	APIV
9/18/2023	JONAS CHORUM		9.02	2023-09-0085	APIV
9/30/2023	Reversal of - 2023-09-0085 - Invoice #SUP022024CR - JONAS CHORUM Void Invoice #SUP022024CR - JONAS C	9.02		2023-09-0247	APVD
9/30/2023	JONAS CHORUM	9.02		2023-09-0248	APIV
Total for Account #536200630.000		2,666.82	9.02		
Beginning Balance	20,802.05				Ending Balance 23,459.85
					Net Change 2,657.80
536200640.000	Sales & Marketing				
9/30/2023	To Exp Amadeus PPDs	156.82		2023-09-0258	JEMN
9/30/2023	To Exp Amadeus PPDs	164.72		2023-09-0258	JEMN
9/30/2023	To Exp Amadeus PPDs	329.32		2023-09-0258	JEMN
9/30/2023	To Exp Amadeus PPDs	333.37		2023-09-0258	JEMN
Total for Account #536200640.000		984.23	0.00		
Beginning Balance	3,317.38				Ending Balance 4,301.61
					Net Change 984.23

TOKS Associates LLC

General Ledger Activity

From 9/1/2023 to 9/30/2023 for Ledger Accounts 1000500.000 to 999999999.000

Show accounts with no activity if beginning balance is not zero

Account #	Account Name	Debit	Credit	Journal ID	Source
625000100.000	Division Management				
9/7/2023	To Rec PPE 08/21/23 - 09/03/23 Pay Date 09/08/23	6,269.23		2023-09-0012	JERC
9/7/2023	Reversal of JEID 2023-08-0282 - To Accrue PR 08/21 - 08/31 (11 days)		4,925.82	2023-09-0013	JERV
9/22/2023	To Rec PPE 09/04/23 - 09/17/23 Pay Date 09/22/23	4,800.01		2023-09-0100	JERC
9/30/2023	To reclass HCIL Bill Back SEP		3,461.54	2023-09-0229	JEMN
9/30/2023	To Rec PPE 09/18/23 - 10/01/23 Pay Date 10/06/23	6,269.23		2023-09-0253	JERC
9/30/2023	To Reverse PR 10/01 (1 day)		447.80	2023-09-0254	JERC
	Total for Account #625000100.000	17,338.47	8,835.16		
Beginning Balance	60,098.89		Ending Balance 68,602.20		Net Change 8,503.31
625200000.000	Sales Managers				
9/7/2023	To Rec PPE 08/21/23 - 09/03/23 Pay Date 09/08/23	1,961.54		2023-09-0012	JERC
9/7/2023	Reversal of JEID 2023-08-0282 - To Accrue PR 08/21 - 08/31 (11 days)		1,541.21	2023-09-0013	JERV
9/22/2023	To Rec PPE 09/04/23 - 09/17/23 Pay Date 09/22/23	1,961.54		2023-09-0100	JERC
9/30/2023	To Rec PPE 09/18/23 - 10/01/23 Pay Date 10/06/23	1,961.54		2023-09-0253	JERC
9/30/2023	To Reverse PR 10/01 (1 day)		140.11	2023-09-0254	JERC
	Total for Account #625200000.000	5,884.62	1,681.32		
Beginning Balance	36,265.92		Ending Balance 40,469.22		Net Change 4,203.30
625274500.000	Administrative Assistant				
9/7/2023	To Rec PPE 08/21/23 - 09/03/23 Pay Date 09/08/23			2023-09-0012	JERC
9/22/2023	To Rec PPE 09/04/23 - 09/17/23 Pay Date 09/22/23			2023-09-0100	JERC
9/30/2023	To Rec PPE 09/18/23 - 10/01/23 Pay Date 10/06/23			2023-09-0253	JERC
	Total for Account #625274500.000	0.00	0.00		
Beginning Balance	13,232.84		Ending Balance 13,232.84		Net Change 0.00
625700000.000	FICA				
9/7/2023	To Rec PPE 08/21/23 - 09/03/23 Pay Date 09/08/23	502.18		2023-09-0012	JERC
9/7/2023	Reversal of JEID 2023-08-0282 - To Accrue PR 08/21 - 08/31 (11 days)		394.57	2023-09-0013	JERV
9/22/2023	To Rec PPE 09/04/23 - 09/17/23 Pay Date 09/22/23	424.18		2023-09-0100	JERC
9/30/2023	To reclass HCIL Bill Back SEP		264.81	2023-09-0229	JEMN
9/30/2023	To Rec PPE 09/18/23 - 10/01/23 Pay Date 10/06/23	619.18		2023-09-0253	JERC
9/30/2023	To Reverse PR 10/01 (1 day)		44.23	2023-09-0254	JERC
9/30/2023	Reclassing FICA Taxes		9.93	2023-09-0300	JEMN
	Total for Account #625700000.000	1,545.54	713.54		
Beginning Balance	6,968.60		Ending Balance 7,800.60		Net Change 832.00
625700500.000	Federal Unemployment Tax				
9/7/2023	To Rec PPE 08/21/23 - 09/03/23 Pay Date 09/08/23	4.21		2023-09-0012	JERC

TOKS Associates LLC

General Ledger Activity

From 9/1/2023 to 9/30/2023 for Ledger Accounts 1000500.000 to 999999999.000

Show accounts with no activity if beginning balance is not zero

Account #	Account Name	Debit	Credit	Journal ID	Source
625700500.000	Federal Unemployment Tax				
9/7/2023	Reversal of JEID 2023-08-0282 - To Accrue PR 08/21 - 08/31 (11 days)		3.31	2023-09-0013	JERV
9/22/2023	To Rec PPE 09/04/23 - 09/17/23 Pay Date 09/22/23	3.36		2023-09-0100	JERC
9/30/2023	To Rec PPE 09/18/23 - 10/01/23 Pay Date 10/06/23	7.64		2023-09-0253	JERC
9/30/2023	To Reverse PR 10/01 (1 day)		0.55	2023-09-0254	JERC
Total for Account #625700500.000		15.21	3.86		
Beginning Balance 279.41			Ending Balance 290.76		Net Change 11.35
625701000.000	State Unemployment Tax				
9/7/2023	To Rec PPE 08/21/23 - 09/03/23 Pay Date 09/08/23	45.58		2023-09-0012	JERC
9/7/2023	Reversal of JEID 2023-08-0282 - To Accrue PR 08/21 - 08/31 (11 days)		35.81	2023-09-0013	JERV
9/22/2023	To Rec PPE 09/04/23 - 09/17/23 Pay Date 09/22/23	39.30		2023-09-0100	JERC
9/30/2023	To reclass HCIL Bill Back SEP		117.69	2023-09-0229	JEMN
9/30/2023	To Rec PPE 09/18/23 - 10/01/23 Pay Date 10/06/23	63.20		2023-09-0253	JERC
9/30/2023	To Reverse PR 10/01 (1 day)		4.51	2023-09-0254	JERC
9/30/2023	Reclassing FICA Taxes	9.93		2023-09-0300	JEMN
Total for Account #625701000.000		158.01	158.01		
Beginning Balance 1,347.91			Ending Balance 1,347.91		Net Change 0.00
625701500.000	Worker's Compensation				
9/30/2023	To Exp WC PPD	705.09		2023-09-0230	JEMN
Total for Account #625701500.000		705.09	0.00		
Beginning Balance 12,090.12			Ending Balance 12,795.21		Net Change 705.09
625800000.000	Group Insurance				
9/1/2023	Sun Life	14.24		2023-09-0002	APIV
9/7/2023	To Rec PPE 08/21/23 - 09/03/23 Pay Date 09/08/23		564.30	2023-09-0012	JERC
9/20/2023	CIGNA	1,874.14		2023-09-0153	APIV
9/22/2023	To Rec PPE 09/04/23 - 09/17/23 Pay Date 09/22/23		564.30	2023-09-0100	JERC
9/30/2023	To reclass HCIL Bill Back SEP		564.30	2023-09-0229	JEMN
9/30/2023	To Rec PPE 09/18/23 - 10/01/23 Pay Date 10/06/23		564.30	2023-09-0253	JERC
Total for Account #625800000.000		1,888.38	2,257.20		
Beginning Balance 689.35			Ending Balance 320.53		Net Change -368.82
625800500.000	Vacation				
9/7/2023	To Rec PPE 08/21/23 - 09/03/23 Pay Date 09/08/23			2023-09-0012	JERC
9/22/2023	To Rec PPE 09/04/23 - 09/17/23 Pay Date 09/22/23	842.31		2023-09-0100	JERC
9/30/2023	To Rec PPE 09/18/23 - 10/01/23 Pay Date 10/06/23			2023-09-0253	JERC
Total for Account #625800500.000		842.31	0.00		
Beginning Balance 2,573.08			Ending Balance 3,415.39		Net Change 842.31

TOKS Associates LLC

General Ledger Activity

From 9/1/2023 to 9/30/2023 for Ledger Accounts 1000500.000 to 999999999.000

Show accounts with no activity if beginning balance is not zero

Account #	Account Name	Debit	Credit	Journal ID	Source
625801000.000	Holiday				
9/7/2023	To Rec PPE 08/21/23 - 09/03/23 Pay Date 09/08/23			2023-09-0012	JERC
9/22/2023	To Rec PPE 09/04/23 - 09/17/23 Pay Date 09/22/23	626.92		2023-09-0100	JERC
9/30/2023	To Rec PPE 09/18/23 - 10/01/23 Pay Date 10/06/23			2023-09-0253	JERC
Total for Account #625801000.000		626.92	0.00		
Beginning Balance	2,164.14				
		Ending Balance	2,791.06		Net Change 626.92
625801500.000	Sick Pay				
9/7/2023	To Rec PPE 08/21/23 - 09/03/23 Pay Date 09/08/23			2023-09-0012	JERC
9/22/2023	To Rec PPE 09/04/23 - 09/17/23 Pay Date 09/22/23			2023-09-0100	JERC
9/30/2023	To Rec PPE 09/18/23 - 10/01/23 Pay Date 10/06/23			2023-09-0253	JERC
Total for Account #625801500.000		0.00	0.00		
Beginning Balance	0.00				
		Ending Balance	0.00		Net Change 0.00
625803000.000	Bonus and Incentive Pay				
9/7/2023	To Rec PPE 08/21/23 - 09/03/23 Pay Date 09/08/23			2023-09-0012	JERC
9/22/2023	To Rec PPE 09/04/23 - 09/17/23 Pay Date 09/22/23			2023-09-0100	JERC
9/30/2023	To Rec PPE 09/18/23 - 10/01/23 Pay Date 10/06/23			2023-09-0253	JERC
Total for Account #625803000.000		0.00	0.00		
Beginning Balance	8,182.00				
		Ending Balance	8,182.00		Net Change 0.00
626102500.000	Advertising General				
Total for Account #626102500.000		0.00	0.00		
Beginning Balance	3,450.00				
		Ending Balance	3,450.00		Net Change 0.00
626105700.000	Advertising-Web/Internet				
9/13/2023	WW Marketing LLC	1,125.00		2023-09-0077	APIV
9/20/2023	WW Marketing LLC	5.00		2023-09-0148	APIV
9/20/2023	WW Marketing LLC	975.00		2023-09-0149	APIV
Total for Account #626105700.000		2,105.00	0.00		
Beginning Balance	13,447.50				
		Ending Balance	15,552.50		Net Change 2,105.00
626250000.000	Contract Labor				
Total for Account #626250000.000		0.00	0.00		
Beginning Balance	500.00				
		Ending Balance	500.00		Net Change 0.00
626300000.000	Dues and Subscriptions				
9/5/2023	Revmaxx, LLC	1,499.00		2023-09-0010	APIV
9/22/2023	TRAVELCLICK, INC.	4,305.90		2023-09-0181	APIV
9/30/2023	To Exp Sertifi PPDs	214.58		2023-09-0259	JEMN
9/30/2023	To Exp Kalibri PPD	336.00		2023-09-0260	JEMN
9/30/2023	To Exp CVENT PPD	533.33		2023-09-0261	JEMN
9/30/2023	To Exp COSTAR Reality - STAR PPD	135.83		2023-09-0262	JEMN
9/30/2023	TRAVELCLICK, INC.		3,713.88	2023-09-0283	APIV

TOKS Associates LLC

General Ledger Activity

From 9/1/2023 to 9/30/2023 for Ledger Accounts 1000500.000 to 999999999.000

Show accounts with no activity if beginning balance is not zero

Account #	Account Name	Debit	Credit	Journal ID	Source
Period Date	Reference				
Total for Account #626300000.000		7,024.64	3,713.88		
Beginning Balance	60,344.75				Ending Balance 63,655.51 Net Change 3,310.76
626565000.000	Magazine - Advertising				
Total for Account #626565000.000		0.00	0.00		
Beginning Balance	1,500.00				Ending Balance 1,500.00 Net Change 0.00
626580000.000	Meals and Entertainment				
Total for Account #626580000.000		0.00	0.00		
Beginning Balance	395.35				Ending Balance 395.35 Net Change 0.00
626620000.000	Operating Supplies				
Total for Account #626620000.000		0.00	0.00		
Beginning Balance	174.62				Ending Balance 174.62 Net Change 0.00
626710000.000	Printing and Stationery				
Total for Account #626710000.000		0.00	0.00		
Beginning Balance	39.37				Ending Balance 39.37 Net Change 0.00
626720000.000	Promotions - In-house				
Total for Account #626720000.000		0.00	0.00		
Beginning Balance	9,685.43				Ending Balance 9,685.43 Net Change 0.00
626755000.000	Radio & Television Advertising				
9/7/2023	From DRR for 9/7/2023	125.00		2023-09-0015	JEDR
Total for Account #626755000.000		125.00	0.00		
Beginning Balance	0.00				Ending Balance 125.00 Net Change 125.00
626875000.000	Training				
Total for Account #626875000.000		0.00	0.00		
Beginning Balance	1,500.00				Ending Balance 1,500.00 Net Change 0.00
626885000.000	Travel				
Total for Account #626885000.000		0.00	0.00		
Beginning Balance	1,848.46				Ending Balance 1,848.46 Net Change 0.00
725000100.000	Division Management				
9/7/2023	To Rec PPE 08/21/23 - 09/03/23 Pay Date 09/08/23	2,384.62		2023-09-0012	JERC
9/7/2023	Reversal of JEID 2023-08-0282 - To Accrue PR 08/21 - 08/31 (11 days)		1,873.63	2023-09-0013	JERV
9/22/2023	To Rec PPE 09/04/23 - 09/17/23 Pay Date 09/22/23	2,146.15		2023-09-0100	JERC
9/30/2023	To Rec PPE 09/18/23 - 10/01/23 Pay Date 10/06/23	2,384.62		2023-09-0253	JERC
9/30/2023	To Reverse PR 10/01 (1 day)		170.33	2023-09-0254	JERC
Total for Account #725000100.000		6,915.39	2,043.96		
Beginning Balance	40,674.78				Ending Balance 45,546.21 Net Change 4,871.43
725285000.000	Engineers 1				
9/7/2023	To Rec PPE 08/21/23 - 09/03/23 Pay Date 09/08/23	5,993.29		2023-09-0012	JERC

TOKS Associates LLC

General Ledger Activity

From 9/1/2023 to 9/30/2023 for Ledger Accounts 1000500.000 to 999999999.000

Show accounts with no activity if beginning balance is not zero

Account #	Account Name	Debit	Credit	Journal ID	Source	
725285000.000	Engineers 1					
9/7/2023	Reversal of JEID 2023-08-0282 - To Accrue PR 08/21 - 08/31 (11 days)		4,709.01	2023-09-0013	JERV	
9/22/2023	To Rec PPE 09/04/23 - 09/17/23 Pay Date 09/22/23	5,503.88		2023-09-0100	JERC	
9/30/2023	To Rec PPE 09/18/23 - 10/01/23 Pay Date 10/06/23	5,435.56		2023-09-0253	JERC	
9/30/2023	To Reverse PR 10/01 (1 day)		388.25	2023-09-0254	JERC	
Total for Account #725285000.000		16,932.73	5,097.26			
Beginning Balance	79,957.95		Ending Balance	91,793.42	Net Change	11,835.47
725700000.000	FICA					
9/7/2023	To Rec PPE 08/21/23 - 09/03/23 Pay Date 09/08/23	671.09		2023-09-0012	JERC	
9/7/2023	Reversal of JEID 2023-08-0282 - To Accrue PR 08/21 - 08/31 (11 days)		527.29	2023-09-0013	JERV	
9/22/2023	To Rec PPE 09/04/23 - 09/17/23 Pay Date 09/22/23	676.03		2023-09-0100	JERC	
9/30/2023	To Rec PPE 09/18/23 - 10/01/23 Pay Date 10/06/23	588.30		2023-09-0253	JERC	
9/30/2023	To Reverse PR 10/01 (1 day)		42.02	2023-09-0254	JERC	
Total for Account #725700000.000		1,935.42	569.31			
Beginning Balance	9,797.49		Ending Balance	11,163.60	Net Change	1,366.11
725700500.000	Federal Unemployment Tax					
9/7/2023	To Rec PPE 08/21/23 - 09/03/23 Pay Date 09/08/23	5.63		2023-09-0012	JERC	
9/7/2023	Reversal of JEID 2023-08-0282 - To Accrue PR 08/21 - 08/31 (11 days)		4.42	2023-09-0013	JERV	
9/22/2023	To Rec PPE 09/04/23 - 09/17/23 Pay Date 09/22/23	5.36		2023-09-0100	JERC	
9/30/2023	To Rec PPE 09/18/23 - 10/01/23 Pay Date 10/06/23	7.26		2023-09-0253	JERC	
9/30/2023	To Reverse PR 10/01 (1 day)		0.52	2023-09-0254	JERC	
Total for Account #725700500.000		18.25	4.94			
Beginning Balance	297.99		Ending Balance	311.30	Net Change	13.31
725701000.000	State Unemployment Tax					
9/7/2023	To Rec PPE 08/21/23 - 09/03/23 Pay Date 09/08/23	60.91		2023-09-0012	JERC	
9/7/2023	Reversal of JEID 2023-08-0282 - To Accrue PR 08/21 - 08/31 (11 days)		47.87	2023-09-0013	JERV	
9/22/2023	To Rec PPE 09/04/23 - 09/17/23 Pay Date 09/22/23	62.63		2023-09-0100	JERC	
9/30/2023	To Rec PPE 09/18/23 - 10/01/23 Pay Date 10/06/23	60.05		2023-09-0253	JERC	
9/30/2023	To Reverse PR 10/01 (1 day)		4.29	2023-09-0254	JERC	
Total for Account #725701000.000		183.59	52.16			
Beginning Balance	2,171.26		Ending Balance	2,302.69	Net Change	131.43
725701500.000	Worker's Compensation					
9/30/2023	To Exp WC PPD	975.26		2023-09-0230	JEMN	
Total for Account #725701500.000		975.26	0.00			
Beginning Balance	12,559.86		Ending Balance	13,535.12	Net Change	975.26

TOKS Associates LLC

General Ledger Activity

From 9/1/2023 to 9/30/2023 for Ledger Accounts 1000500.000 to 999999999.000

Show accounts with no activity if beginning balance is not zero

Account #	Account Name	Debit	Credit	Journal ID	Source
725800000.000	Group Insurance				
9/1/2023	Sun Life	17.73		2023-09-0002	APIV
9/7/2023	To Rec PPE 08/21/23 - 09/03/23 Pay Date 09/08/23		499.77	2023-09-0012	JERC
9/20/2023	CIGNA	2,539.52		2023-09-0153	APIV
9/22/2023	To Rec PPE 09/04/23 - 09/17/23 Pay Date 09/22/23		499.77	2023-09-0100	JERC
9/30/2023	To Rec PPE 09/18/23 - 10/01/23 Pay Date 10/06/23		499.77	2023-09-0253	JERC
Total for Account #725800000.000		2,557.25	1,499.31		
Beginning Balance	14,839.09		Ending Balance 15,897.03		Net Change 1,057.94
725800500.000	Vacation				
9/7/2023	To Rec PPE 08/21/23 - 09/03/23 Pay Date 09/08/23			2023-09-0012	JERC
9/22/2023	To Rec PPE 09/04/23 - 09/17/23 Pay Date 09/22/23			2023-09-0100	JERC
9/30/2023	To Rec PPE 09/18/23 - 10/01/23 Pay Date 10/06/23			2023-09-0253	JERC
Total for Account #725800500.000		0.00	0.00		
Beginning Balance	4,072.16		Ending Balance 4,072.16		Net Change 0.00
725801000.000	Holiday				
9/7/2023	To Rec PPE 08/21/23 - 09/03/23 Pay Date 09/08/23			2023-09-0012	JERC
9/22/2023	To Rec PPE 09/04/23 - 09/17/23 Pay Date 09/22/23	621.18		2023-09-0100	JERC
9/30/2023	To Rec PPE 09/18/23 - 10/01/23 Pay Date 10/06/23			2023-09-0253	JERC
Total for Account #725801000.000		621.18	0.00		
Beginning Balance	1,766.26		Ending Balance 2,387.44		Net Change 621.18
725803000.000	Bonus and Incentive Pay				
9/7/2023	To Rec PPE 08/21/23 - 09/03/23 Pay Date 09/08/23			2023-09-0012	JERC
9/22/2023	To Rec PPE 09/04/23 - 09/17/23 Pay Date 09/22/23			2023-09-0100	JERC
9/30/2023	To Rec PPE 09/18/23 - 10/01/23 Pay Date 10/06/23			2023-09-0253	JERC
Total for Account #725803000.000		0.00	0.00		
Beginning Balance	974.00		Ending Balance 974.00		Net Change 0.00
725803500.000	Other Benefits				
9/8/2023	CountryWide Enterprises Inc	11.96		2023-09-0021	APIV
Total for Account #725803500.000		11.96	0.00		
Beginning Balance	47.84		Ending Balance 59.80		Net Change 11.96
726120000.000	Air Conditioning and Refrigeration				
Total for Account #726120000.000		0.00	0.00		
Beginning Balance	20,436.18		Ending Balance 20,436.18		Net Change 0.00
726180000.000	Building				
9/26/2023	WAZLAWIK, WAYNE	892.13		2023-09-0133	APIV

TOKS Associates LLC

General Ledger Activity

From 9/1/2023 to 9/30/2023 for Ledger Accounts 1000500.000 to 999999999.000

Show accounts with no activity if beginning balance is not zero

Account #	Account Name	Debit	Credit	Journal ID	Source
Period Date	Reference				
Total for Account #726180000.000		892.13	0.00		
Beginning Balance	2,103.39				Ending Balance 2,995.52
726265000.000	Curtains and Drapes				Net Change 892.13
Total for Account #726265000.000		0.00	0.00		
Beginning Balance	103.50				Ending Balance 103.50
726300000.000	Dues and Subscriptions				Net Change 0.00
Total for Account #726300000.000		0.00	0.00		
Beginning Balance	302.40				Ending Balance 302.40
726305000.000	Electric Bulbs				Net Change 0.00
9/22/2023	HD SUPPLY	180.95		2023-09-0171	APIV
9/28/2023	GRAINGER	351.28		2023-09-0219	APIV
Total for Account #726305000.000		532.23	0.00		
Beginning Balance	5,710.15				Ending Balance 6,242.38
726315000.000	Electrical and Mechanical				Net Change 532.23
9/22/2023	Juan Lim	411.05		2023-09-0130	APIV
9/22/2023	HD SUPPLY	34.98		2023-09-0172	APIV
9/28/2023	HD SUPPLY	131.09		2023-09-0218	APIV
Total for Account #726315000.000		577.12	0.00		
Beginning Balance	4,923.32				Ending Balance 5,500.44
726325000.000	Elevator Maintenance Contracts				Net Change 577.12
9/20/2023	KONE	2,400.00		2023-09-0137	APIV
9/22/2023	KONE	860.04		2023-09-0138	APIV
9/22/2023	KONE	4,329.27		2023-09-0169	APIV
9/30/2023	Reclassing KONE PPD OCT & Nov to PPD		2,886.18	2023-09-0231	JEMN
9/30/2023	KONE	2,400.00		2023-09-0279	APIV
9/30/2023	To accru KONE SEP Exp	1,684.40		2023-09-0293	JEMN
9/30/2023	Reclassing OCT KONE exp		2,400.00	2023-09-0301	JEMN
Total for Account #726325000.000		11,673.71	5,286.18		
Beginning Balance	13,931.52				Ending Balance 20,319.05
726365000.000	Fire Safety Equipment				Net Change 6,387.53
9/22/2023	WAZLAWIK, WAYNE	27.33		2023-09-0131	APIV
9/22/2023	Heartland Alarms	2,834.35		2023-09-0179	APIV
9/30/2023	To Accrue Heartland Alarm SEP Exp	2,603.26		2023-09-0294	JEMN
Total for Account #726365000.000		5,464.94	0.00		
Beginning Balance	23,634.71				Ending Balance 29,099.65
726370000.000	Floor and Carpet Maintenance				Net Change 5,464.94
Total for Account #726370000.000		0.00	0.00		
Beginning Balance	127.38				Ending Balance 127.38
726400000.000	Furniture				Net Change 0.00
Total for Account #726400000.000		0.00	0.00		
Beginning Balance	164.61				Ending Balance 164.61
					Net Change 0.00

TOKS Associates LLC

General Ledger Activity

From 9/1/2023 to 9/30/2023 for Ledger Accounts 1000500.000 to 999999999.000

Show accounts with no activity if beginning balance is not zero

Account #	Account Name	Debit	Credit	Journal ID	Source
726425000.000	Grounds and Landscaping				
9/30/2023	To Exp Stauffer Lawn PPD	2,810.83		2023-09-0257	JEMN
Total for Account #726425000.000		2,810.83	0.00		
Beginning Balance 27,309.17		Ending Balance 30,120.00		Net Change 2,810.83	
726450000.000	Indoor Plant Maintenance				
9/22/2023	AMBIUS(17)	621.87		2023-09-0124	APIV
Total for Account #726450000.000		621.87	0.00		
Beginning Balance 6,212.95		Ending Balance 6,834.82		Net Change 621.87	
726515000.000	Kitchen Equipment Repairs				
9/8/2023	THE WALDINGER CORPORATION	459.27		2023-09-0046	APIV
Total for Account #726515000.000		459.27	0.00		
Beginning Balance 3,552.11		Ending Balance 4,011.38		Net Change 459.27	
726525000.000	Laundry Equipment Repairs				
9/8/2023	LOOMIS BROS. EQUIPMENT CO.	1,730.26		2023-09-0028	APIV
Total for Account #726525000.000		1,730.26	0.00		
Beginning Balance 8,559.69		Ending Balance 10,289.95		Net Change 1,730.26	
726545000.000	Licenses/Permits				
Total for Account #726545000.000		0.00	0.00		
Beginning Balance 120.00		Ending Balance 120.00		Net Change 0.00	
726590000.000	Miscellaneous Expense				
9/11/2023	MATHER FLARE RENTAL INC	142.16		2023-09-0060	APIV
Total for Account #726590000.000		142.16	0.00		
Beginning Balance 1,334.24		Ending Balance 1,476.40		Net Change 142.16	
726620000.000	Operating Supplies				
9/8/2023	HD SUPPLY	91.84		2023-09-0047	APIV
9/22/2023	Juan Lim	667.04		2023-09-0130	APIV
Total for Account #726620000.000		758.88	0.00		
Beginning Balance 7,356.45		Ending Balance 8,115.33		Net Change 758.88	
726635000.000	Painting and Decorating				
9/22/2023	Juan Lim	187.20		2023-09-0130	APIV
9/30/2023	HD SUPPLY	205.90		2023-09-0271	APIV
Total for Account #726635000.000		393.10	0.00		
Beginning Balance 1,203.55		Ending Balance 1,596.65		Net Change 393.10	
726655000.000	Pest Control				
9/20/2023	J.C. EHRlich	410.06		2023-09-0158	APIV
9/20/2023	J.C. EHRlich	164.03		2023-09-0159	APIV
9/22/2023	J.C. EHRlich	410.06		2023-09-0157	APIV
9/28/2023	J.C. EHRlich	410.06		2023-09-0215	APIV
9/30/2023	J.C. EHRlich	780.77		2023-09-0270	APIV
Total for Account #726655000.000		2,174.98	0.00		
Beginning Balance 16,691.17		Ending Balance 18,866.15		Net Change 2,174.98	
726680000.000	Plumbing and Heating				
9/11/2023	GRAINGER	20.91		2023-09-0062	APIV

TOKS Associates LLC

General Ledger Activity

From 9/1/2023 to 9/30/2023 for Ledger Accounts 1000500.000 to 999999999.000

Show accounts with no activity if beginning balance is not zero

Account #	Account Name	Debit	Credit	Journal ID	Source
726680000.000	Plumbing and Heating				
9/22/2023	Juan Lim	334.81		2023-09-0130	APIV
9/22/2023	HD SUPPLY	108.20		2023-09-0173	APIV
9/22/2023	GRAINGER	967.14		2023-09-0177	APIV
9/22/2023	GRAINGER	16.10		2023-09-0178	APIV
Total for Account #726680000.000		1,447.16	0.00		
Beginning Balance	15,922.18		Ending Balance 17,369.34		Net Change 1,447.16
726695000.000	Pool Service- Contract				
9/22/2023	ECOLAB INC	476.41		2023-09-0160	APIV
Total for Account #726695000.000		476.41	0.00		
Beginning Balance	4,147.55		Ending Balance 4,623.96		Net Change 476.41
726860000.000	Tools				
9/11/2023	HD SUPPLY	63.57		2023-09-0061	APIV
9/22/2023	Juan Lim	63.31		2023-09-0130	APIV
9/22/2023	GRAINGER	38.28		2023-09-0176	APIV
Total for Account #726860000.000		165.16	0.00		
Beginning Balance	2,320.99		Ending Balance 2,486.15		Net Change 165.16
726900000.000	Uniforms				
9/22/2023	Juan Lim	50.26		2023-09-0130	APIV
Total for Account #726900000.000		50.26	0.00		
Beginning Balance	0.00		Ending Balance 50.26		Net Change 50.26
726925000.000	Waste Removal				
9/5/2023	Reversal of JEID 2023-08-0263 - To Accrue Utilities AUG		755.00	2023-09-0004	JERV
9/11/2023	SHAWNEE COUNTY SOLID WASTE DEPT	271.00		2023-09-0053	APIV
9/12/2023	Reversal of JEID 2023-08-0263 - To Accrue Utilities AUG		755.00	2023-09-0048	JERV
9/30/2023	To Accr Utilities SEP			2023-09-0235	JEMN
9/30/2023	Reversing AUG Utilities Accr	755.00		2023-09-0267	JEMN
9/30/2023	SHAWNEE COUNTY SOLID WASTE DEPT	277.78		2023-09-0277	APIV
9/30/2023	SHAWNEE COUNTY SOLID WASTE DEPT	409.12		2023-09-0278	APIV
Total for Account #726925000.000		1,712.90	1,510.00		
Beginning Balance	4,617.22		Ending Balance 4,820.12		Net Change 202.90
746215000.000	Water				
9/5/2023	Reversal of JEID 2023-08-0263 - To Accrue Utilities AUG		4,267.13	2023-09-0004	JERV
9/12/2023	Reversal of JEID 2023-08-0263 - To Accrue Utilities AUG		4,267.12	2023-09-0048	JERV
9/22/2023	CITY OF TOPEKA	5,308.88		2023-09-0168	APIV
9/22/2023	HD SUPPLY	439.58		2023-09-0173	APIV
9/29/2023	CITY OF TOPEKA	97.36		2023-09-0236	APIV
9/30/2023	To Accr Utilities SEP	4,210.49		2023-09-0235	JEMN
9/30/2023	Reversing AUG Utilities Accr	4,267.13		2023-09-0267	JEMN
9/30/2023	CULLIGAN OF NORTHEAST KANSAS	65.60		2023-09-0284	APIV
9/30/2023	CULLIGAN OF NORTHEAST KANSAS	65.61		2023-09-0285	APIV
9/30/2023	CULLIGAN OF NORTHEAST KANSAS	65.61		2023-09-0286	APIV

TOKS Associates LLC

General Ledger Activity

From 9/1/2023 to 9/30/2023 for Ledger Accounts 1000500.000 to 999999999.000

Show accounts with no activity if beginning balance is not zero

Account #	Account Name	Debit	Credit	Journal ID	Source
746215000.000	Water				
9/30/2023	CULLIGAN OF NORTHEAST KANSAS	65.61		2023-09-0287	APIV
9/30/2023	CULLIGAN OF NORTHEAST KANSAS	25.00		2023-09-0288	APIV
9/30/2023	CULLIGAN OF NORTHEAST KANSAS	65.61		2023-09-0296	APIV
9/30/2023	CULLIGAN OF NORTHEAST KANSAS	12.00		2023-09-0297	APIV
Total for Account #746215000.000		14,688.48	8,534.25		
Beginning Balance	58,207.56		Ending Balance 64,361.79		Net Change 6,154.23
746310000.000	Electricity				
9/5/2023	Reversal of JEID 2023-08-0263 - To Accrue Utilities AUG		18,540.11	2023-09-0004	JERV
9/6/2023	RENODIS ER, LLC	200.00		2023-09-0016	APIV
9/12/2023	Reversal of JEID 2023-08-0263 - To Accrue Utilities AUG		18,540.11	2023-09-0048	JERV
9/19/2023	EVERGY	25,389.46		2023-09-0129	APIV
9/30/2023	To Accr Utilities SEP	17,772.62		2023-09-0235	JEMN
9/30/2023	Reversing AUG Utilities Accr	18,540.11		2023-09-0267	JEMN
Total for Account #746310000.000		61,902.19	37,080.22		
Beginning Balance	184,866.48		Ending Balance 209,688.45		Net Change 24,821.97
746405000.000	Gas - Natural HLP				
9/5/2023	Reversal of JEID 2023-08-0263 - To Accrue Utilities AUG		2,928.19	2023-09-0004	JERV
9/12/2023	Reversal of JEID 2023-08-0263 - To Accrue Utilities AUG		2,871.39	2023-09-0048	JERV
9/19/2023	KANSAS GAS SERVICE	3,911.52		2023-09-0128	APIV
9/30/2023	To Accr Utilities SEP	2,104.10		2023-09-0235	JEMN
9/30/2023	Reversing AUG Utilities Accr	2,928.19		2023-09-0267	JEMN
Total for Account #746405000.000		8,943.81	5,799.58		
Beginning Balance	119,783.06		Ending Balance 122,927.29		Net Change 3,144.23
906430000.000	Capital Reserve				
Total for Account #906430000.000		0.00	0.00		
Beginning Balance	25,958.70		Ending Balance 25,958.70		Net Change 0.00
906475000.000	Insurance				
Total for Account #906475000.000		0.00	0.00		
Beginning Balance	530.41		Ending Balance 530.41		Net Change 0.00
906481000.000	Insurance - Crime				
9/30/2023	To Exp Insurances PPD	1,083.50		2023-09-0256	JEMN
Total for Account #906481000.000		1,083.50	0.00		
Beginning Balance	11,953.35		Ending Balance 13,036.85		Net Change 1,083.50
906482000.000	Insurance - Employment				
9/30/2023	To Exp Insurances PPD	327.83		2023-09-0256	JEMN
Total for Account #906482000.000		327.83	0.00		
Beginning Balance	0.00		Ending Balance 327.83		Net Change 327.83
906483000.000	Insurance - General Liability				
9/30/2023	To Exp Insurances PPD	202.58		2023-09-0256	JEMN
9/30/2023	To Exp Insurances PPD	5,383.92		2023-09-0256	JEMN

TOKS Associates LLC

General Ledger Activity

From 9/1/2023 to 9/30/2023 for Ledger Accounts 1000500.000 to 999999999.000

Show accounts with no activity if beginning balance is not zero

Account #	Account Name	Debit	Credit	Journal ID	Source
Period Date	Reference				
Total for Account #906483000.000		5,586.50	0.00		
Beginning Balance	35,992.26			Ending Balance	41,578.76
					Net Change 5,586.50
906484000.000	Insurance - Property				
9/30/2023	To Exp Insurances PPD	12,392.58		2023-09-0256	JEMN
Total for Account #906484000.000		12,392.58	0.00		
Beginning Balance	80,066.68			Ending Balance	92,459.26
					Net Change 12,392.58
906485000.000	Insurance - Umbrella				
9/30/2023	To Exp Insurances PPD	1,771.50		2023-09-0256	JEMN
Total for Account #906485000.000		1,771.50	0.00		
Beginning Balance	11,764.60			Ending Balance	13,536.10
					Net Change 1,771.50
906575000.000	Management Fee - Base				
9/23/2023	TOKS Associates LLC	13,282.27		2023-09-0276	APIV
Total for Account #906575000.000		13,282.27	0.00		
Beginning Balance	74,649.56			Ending Balance	87,931.83
					Net Change 13,282.27
906765000.000	Real Estate Taxes				
9/30/2023	To Accr RE Taxes	23,443.36		2023-09-0233	JEMN
Total for Account #906765000.000		23,443.36	0.00		
Beginning Balance	231,614.55			Ending Balance	255,057.91
					Net Change 23,443.36
907000000.000	Prior Owner's Expense				
Total for Account #907000000.000		0.00	0.00		
Beginning Balance	-3,513.09			Ending Balance	-3,513.09
					Net Change 0.00
991030007.000	Room Stat - Corporate Transient				
9/27/2023	From DRR for 9/27/2023	21.00		2023-09-0200	JEDR
9/28/2023	From DRR for 9/28/2023		21.00	2023-09-0201	JEDR
Total for Account #991030007.000		21.00	21.00		
Beginning Balance	2.00			Ending Balance	2.00
					Net Change 0.00
991030012.000	Room Stat - Package Transient				
9/8/2023	From DRR for 9/8/2023	1.00		2023-09-0022	JEDR
Total for Account #991030012.000		1.00	0.00		
Beginning Balance	4.00			Ending Balance	5.00
					Net Change 1.00
991030014.000	Room Stat - Internet				
Total for Account #991030014.000		0.00	0.00		
Beginning Balance	41.00			Ending Balance	41.00
					Net Change 0.00
991030070.000	Room Stat - E-Commerce Opaque				
9/1/2023	From DRR for 9/1/2023	3.00		2023-09-0006	JEDR
9/2/2023	From DRR for 9/2/2023	6.00		2023-09-0007	JEDR
9/3/2023	From DRR for 9/3/2023	9.00		2023-09-0008	JEDR
9/4/2023	From DRR for 9/4/2023	2.00		2023-09-0009	JEDR
9/5/2023	From DRR for 9/5/2023	4.00		2023-09-0011	JEDR
9/6/2023	From DRR for 9/6/2023	4.00		2023-09-0014	JEDR
9/7/2023	From DRR for 9/7/2023	11.00		2023-09-0015	JEDR
9/8/2023	From DRR for 9/8/2023	25.00		2023-09-0022	JEDR
9/9/2023	From DRR for 9/9/2023	23.00		2023-09-0023	JEDR

TOKS Associates LLC

General Ledger Activity

From 9/1/2023 to 9/30/2023 for Ledger Accounts 1000500.000 to 999999999.000

Show accounts with no activity if beginning balance is not zero

Account #	Account Name	Debit	Credit	Journal ID	Source
991030070.000	Room Stat - E-Commerce Opaque				
9/10/2023	From DRR for 9/10/2023	6.00		2023-09-0024	JEDR
9/11/2023	From DRR for 9/11/2023	3.00		2023-09-0050	JEDR
9/12/2023	From DRR for 9/12/2023	6.00		2023-09-0064	JEDR
9/13/2023	From DRR for 9/13/2023	2.00		2023-09-0073	JEDR
9/14/2023	From DRR for 9/14/2023	5.00		2023-09-0075	JEDR
9/15/2023	From DRR for 9/15/2023	18.00		2023-09-0093	JEDR
9/16/2023	From DRR for 9/16/2023	26.00		2023-09-0094	JEDR
9/17/2023	From DRR for 9/17/2023	5.00		2023-09-0095	JEDR
9/18/2023	From DRR for 9/18/2023	2.00		2023-09-0096	JEDR
9/19/2023	From DRR for 9/19/2023	3.00		2023-09-0097	JEDR
9/20/2023	From DRR for 9/20/2023	7.00		2023-09-0098	JEDR
9/21/2023	From DRR for 9/21/2023	6.00		2023-09-0101	JEDR
9/22/2023	From DRR for 9/22/2023	24.00		2023-09-0103	JEDR
9/23/2023	From DRR for 9/23/2023	39.00		2023-09-0104	JEDR
9/24/2023	From DRR for 9/24/2023	5.00		2023-09-0105	JEDR
9/25/2023	From DRR for 9/25/2023	9.00		2023-09-0106	JEDR
9/26/2023	From DRR for 9/26/2023	9.00		2023-09-0194	JEDR
9/27/2023	From DRR for 9/27/2023	14.00		2023-09-0200	JEDR
9/28/2023	From DRR for 9/28/2023	13.00		2023-09-0201	JEDR
9/29/2023	From DRR for 9/29/2023	19.00		2023-09-0220	JEDR
9/30/2023	From DRR for 9/30/2023	18.00		2023-09-0221	JEDR
Total for Account #991030070.000		326.00	0.00		
Beginning Balance 3,637.00		Ending Balance 3,963.00		Net Change 326.00	
991030102.000	Room Stat - Government Rate Transient				
9/2/2023	From DRR for 9/2/2023	1.00		2023-09-0007	JEDR
9/3/2023	From DRR for 9/3/2023	2.00		2023-09-0008	JEDR
9/5/2023	From DRR for 9/5/2023	2.00		2023-09-0011	JEDR
9/6/2023	From DRR for 9/6/2023	3.00		2023-09-0014	JEDR
9/7/2023	From DRR for 9/7/2023	3.00		2023-09-0015	JEDR
9/8/2023	From DRR for 9/8/2023	2.00		2023-09-0022	JEDR
9/9/2023	From DRR for 9/9/2023	3.00		2023-09-0023	JEDR
9/10/2023	From DRR for 9/10/2023	2.00		2023-09-0024	JEDR
9/11/2023	From DRR for 9/11/2023	4.00		2023-09-0050	JEDR
9/12/2023	From DRR for 9/12/2023	4.00		2023-09-0064	JEDR
9/13/2023	From DRR for 9/13/2023	2.00		2023-09-0073	JEDR
9/14/2023	From DRR for 9/14/2023	1.00		2023-09-0075	JEDR
9/15/2023	From DRR for 9/15/2023	1.00		2023-09-0093	JEDR
9/17/2023	From DRR for 9/17/2023	1.00		2023-09-0095	JEDR
9/18/2023	From DRR for 9/18/2023	4.00		2023-09-0096	JEDR
9/19/2023	From DRR for 9/19/2023	8.00		2023-09-0097	JEDR
9/20/2023	From DRR for 9/20/2023	12.00		2023-09-0098	JEDR
9/21/2023	From DRR for 9/21/2023	11.00		2023-09-0101	JEDR
9/22/2023	From DRR for 9/22/2023	15.00		2023-09-0103	JEDR
9/23/2023	From DRR for 9/23/2023	8.00		2023-09-0104	JEDR
9/25/2023	From DRR for 9/25/2023	3.00		2023-09-0106	JEDR
9/26/2023	From DRR for 9/26/2023	4.00		2023-09-0194	JEDR
9/27/2023	From DRR for 9/27/2023	3.00		2023-09-0200	JEDR
9/28/2023	From DRR for 9/28/2023	1.00		2023-09-0201	JEDR
9/30/2023	From DRR for 9/30/2023	3.00		2023-09-0221	JEDR
Total for Account #991030102.000		103.00	0.00		
Beginning Balance 803.00		Ending Balance 906.00		Net Change 103.00	

TOKS Associates LLC

General Ledger Activity

From 9/1/2023 to 9/30/2023 for Ledger Accounts 1000500.000 to 999999999.000

Show accounts with no activity if beginning balance is not zero

Account #	Account Name	Debit	Credit	Journal ID	Source
991030103.000	Room Stat - Rack Rate Transient				
	9/1/2023 From DRR for 9/1/2023	6.00		2023-09-0006	JEDR
	9/2/2023 From DRR for 9/2/2023	15.00		2023-09-0007	JEDR
	9/3/2023 From DRR for 9/3/2023	11.00		2023-09-0008	JEDR
	9/4/2023 From DRR for 9/4/2023	5.00		2023-09-0009	JEDR
	9/5/2023 From DRR for 9/5/2023	7.00		2023-09-0011	JEDR
	9/6/2023 From DRR for 9/6/2023	5.00		2023-09-0014	JEDR
	9/7/2023 From DRR for 9/7/2023	15.00		2023-09-0015	JEDR
	9/8/2023 From DRR for 9/8/2023	19.00		2023-09-0022	JEDR
	9/9/2023 From DRR for 9/9/2023	19.00		2023-09-0023	JEDR
	9/10/2023 From DRR for 9/10/2023	6.00		2023-09-0024	JEDR
	9/11/2023 From DRR for 9/11/2023	12.00		2023-09-0050	JEDR
	9/12/2023 From DRR for 9/12/2023	14.00		2023-09-0064	JEDR
	9/13/2023 From DRR for 9/13/2023	17.00		2023-09-0073	JEDR
	9/14/2023 From DRR for 9/14/2023	18.00		2023-09-0075	JEDR
	9/15/2023 From DRR for 9/15/2023	15.00		2023-09-0093	JEDR
	9/16/2023 From DRR for 9/16/2023	39.00		2023-09-0094	JEDR
	9/17/2023 From DRR for 9/17/2023	6.00		2023-09-0095	JEDR
	9/18/2023 From DRR for 9/18/2023	7.00		2023-09-0096	JEDR
	9/19/2023 From DRR for 9/19/2023	14.00		2023-09-0097	JEDR
	9/20/2023 From DRR for 9/20/2023	49.00		2023-09-0098	JEDR
	9/21/2023 From DRR for 9/21/2023	48.00		2023-09-0101	JEDR
	9/22/2023 From DRR for 9/22/2023	38.00		2023-09-0103	JEDR
	9/23/2023 From DRR for 9/23/2023	54.00		2023-09-0104	JEDR
	9/24/2023 From DRR for 9/24/2023	6.00		2023-09-0105	JEDR
	9/25/2023 From DRR for 9/25/2023	12.00		2023-09-0106	JEDR
	9/26/2023 From DRR for 9/26/2023	11.00		2023-09-0194	JEDR
	9/28/2023 From DRR for 9/28/2023	45.00		2023-09-0201	JEDR
	9/29/2023 From DRR for 9/29/2023	20.00		2023-09-0220	JEDR
	9/30/2023 From DRR for 9/30/2023	18.00		2023-09-0221	JEDR
	Total for Account #991030103.000	551.00	0.00		
Beginning Balance 4,875.00		Ending Balance 5,426.00		Net Change 551.00	
991030105.000	Room Stat - Local Negotiated Transient				
	9/3/2023 From DRR for 9/3/2023	2.00		2023-09-0008	JEDR
	9/4/2023 From DRR for 9/4/2023	1.00		2023-09-0009	JEDR
	9/5/2023 From DRR for 9/5/2023	2.00		2023-09-0011	JEDR
	9/6/2023 From DRR for 9/6/2023	1.00		2023-09-0014	JEDR
	9/7/2023 From DRR for 9/7/2023	3.00		2023-09-0015	JEDR
	9/8/2023 From DRR for 9/8/2023	2.00		2023-09-0022	JEDR
	9/11/2023 From DRR for 9/11/2023	2.00		2023-09-0050	JEDR
	9/12/2023 From DRR for 9/12/2023	1.00		2023-09-0064	JEDR
	9/15/2023 From DRR for 9/15/2023	1.00		2023-09-0093	JEDR
	9/17/2023 From DRR for 9/17/2023	2.00		2023-09-0095	JEDR
	9/19/2023 From DRR for 9/19/2023	3.00		2023-09-0097	JEDR
	9/20/2023 From DRR for 9/20/2023	2.00		2023-09-0098	JEDR
	9/21/2023 From DRR for 9/21/2023	1.00		2023-09-0101	JEDR
	9/22/2023 From DRR for 9/22/2023	4.00		2023-09-0103	JEDR
	9/23/2023 From DRR for 9/23/2023	4.00		2023-09-0104	JEDR
	9/25/2023 From DRR for 9/25/2023	1.00		2023-09-0106	JEDR
	9/27/2023 From DRR for 9/27/2023	1.00		2023-09-0200	JEDR
	Total for Account #991030105.000	33.00	0.00		
Beginning Balance 380.00		Ending Balance 413.00		Net Change 33.00	

TOKS Associates LLC

General Ledger Activity

From 9/1/2023 to 9/30/2023 for Ledger Accounts 1000500.000 to 999999999.000

Show accounts with no activity if beginning balance is not zero

Account #	Account Name	Debit	Credit	Journal ID	Source
Period Date	Reference				
991030113.000	Room Stat - Corporate Group Rooms				
Total for Account #991030113.000		0.00	0.00		
Beginning Balance 114.00		Ending Balance 114.00		Net Change 0.00	
991030115.000	Room Stat - Government Group				
9/7/2023	From DRR for 9/7/2023	1.00		2023-09-0015	JEDR
9/8/2023	From DRR for 9/8/2023	45.00		2023-09-0022	JEDR
9/9/2023	From DRR for 9/9/2023	53.00		2023-09-0023	JEDR
9/10/2023	From DRR for 9/10/2023	1.00		2023-09-0024	JEDR
9/11/2023	From DRR for 9/11/2023	1.00		2023-09-0050	JEDR
9/25/2023	From DRR for 9/25/2023	82.00		2023-09-0106	JEDR
9/26/2023	From DRR for 9/26/2023	84.00		2023-09-0194	JEDR
9/27/2023	From DRR for 9/27/2023	28.00		2023-09-0200	JEDR
9/28/2023	From DRR for 9/28/2023	13.00		2023-09-0201	JEDR
Total for Account #991030115.000		308.00	0.00		
Beginning Balance 1,234.00		Ending Balance 1,542.00		Net Change 308.00	
991030117.000	Room Stat - Association Group				
9/10/2023	From DRR for 9/10/2023	2.00		2023-09-0024	JEDR
9/11/2023	From DRR for 9/11/2023	32.00		2023-09-0050	JEDR
9/12/2023	From DRR for 9/12/2023	133.00		2023-09-0064	JEDR
9/13/2023	From DRR for 9/13/2023	159.00		2023-09-0073	JEDR
9/14/2023	From DRR for 9/14/2023	112.00		2023-09-0075	JEDR
9/15/2023	From DRR for 9/15/2023	29.00		2023-09-0093	JEDR
9/16/2023	From DRR for 9/16/2023	27.00		2023-09-0094	JEDR
9/17/2023	From DRR for 9/17/2023	4.00		2023-09-0095	JEDR
9/19/2023	From DRR for 9/19/2023	21.00		2023-09-0097	JEDR
9/20/2023	From DRR for 9/20/2023	64.00		2023-09-0098	JEDR
9/21/2023	From DRR for 9/21/2023	73.00		2023-09-0101	JEDR
9/22/2023	From DRR for 9/22/2023	19.00		2023-09-0103	JEDR
9/23/2023	From DRR for 9/23/2023	20.00		2023-09-0104	JEDR
Total for Account #991030117.000		695.00	0.00		
Beginning Balance 2,107.00		Ending Balance 2,802.00		Net Change 695.00	
991030120.000	Room Stat - SMERF Group				
9/1/2023	From DRR for 9/1/2023	178.00		2023-09-0006	JEDR
9/2/2023	From DRR for 9/2/2023	179.00		2023-09-0007	JEDR
9/3/2023	From DRR for 9/3/2023	143.00		2023-09-0008	JEDR
9/5/2023	From DRR for 9/5/2023	1.00		2023-09-0011	JEDR
9/6/2023	From DRR for 9/6/2023	13.00		2023-09-0014	JEDR
9/7/2023	From DRR for 9/7/2023	56.00		2023-09-0015	JEDR
9/8/2023	From DRR for 9/8/2023	99.00		2023-09-0022	JEDR
9/9/2023	From DRR for 9/9/2023	32.00		2023-09-0023	JEDR
9/10/2023	From DRR for 9/10/2023	7.00		2023-09-0024	JEDR
9/11/2023	From DRR for 9/11/2023	1.00		2023-09-0050	JEDR
9/12/2023	From DRR for 9/12/2023	19.00		2023-09-0064	JEDR
9/13/2023	From DRR for 9/13/2023	21.00		2023-09-0073	JEDR
9/14/2023	From DRR for 9/14/2023	12.00		2023-09-0075	JEDR
9/15/2023	From DRR for 9/15/2023	23.00		2023-09-0093	JEDR
9/16/2023	From DRR for 9/16/2023	54.00		2023-09-0094	JEDR
9/17/2023	From DRR for 9/17/2023	10.00		2023-09-0095	JEDR
9/18/2023	From DRR for 9/18/2023	6.00		2023-09-0096	JEDR
9/21/2023	From DRR for 9/21/2023	2.00		2023-09-0101	JEDR

TOKS Associates LLC

General Ledger Activity

From 9/1/2023 to 9/30/2023 for Ledger Accounts 1000500.000 to 999999999.000

Show accounts with no activity if beginning balance is not zero

Account #	Account Name	Debit	Credit	Journal ID	Source
991030120.000	Room Stat - SMERF Group				
	9/22/2023 From DRR for 9/22/2023	111.00		2023-09-0103	JEDR
	9/23/2023 From DRR for 9/23/2023	43.00		2023-09-0104	JEDR
	9/24/2023 From DRR for 9/24/2023	1.00		2023-09-0105	JEDR
	9/25/2023 From DRR for 9/25/2023	10.00		2023-09-0106	JEDR
	9/26/2023 From DRR for 9/26/2023	47.00		2023-09-0194	JEDR
	9/27/2023 From DRR for 9/27/2023	7.00		2023-09-0200	JEDR
	9/28/2023 From DRR for 9/28/2023	3.00		2023-09-0201	JEDR
	9/29/2023 From DRR for 9/29/2023	6.00		2023-09-0220	JEDR
	9/30/2023 From DRR for 9/30/2023	16.00		2023-09-0221	JEDR
	Total for Account #991030120.000	1,100.00	0.00		
Beginning Balance 5,958.00		Ending Balance 7,058.00		Net Change 1,100.00	
991030133.000	Room Stat - Out of Order				
	9/1/2023 From DRR for 9/1/2023	3.00		2023-09-0006	JEDR
	9/2/2023 From DRR for 9/2/2023	2.00		2023-09-0007	JEDR
	9/3/2023 From DRR for 9/3/2023	2.00		2023-09-0008	JEDR
	9/4/2023 From DRR for 9/4/2023	3.00		2023-09-0009	JEDR
	9/5/2023 From DRR for 9/5/2023	6.00		2023-09-0011	JEDR
	9/6/2023 From DRR for 9/6/2023	5.00		2023-09-0014	JEDR
	9/7/2023 From DRR for 9/7/2023	2.00		2023-09-0015	JEDR
	9/8/2023 From DRR for 9/8/2023	3.00		2023-09-0022	JEDR
	9/9/2023 From DRR for 9/9/2023	3.00		2023-09-0023	JEDR
	9/10/2023 From DRR for 9/10/2023	3.00		2023-09-0024	JEDR
	9/11/2023 From DRR for 9/11/2023	6.00		2023-09-0050	JEDR
	9/12/2023 From DRR for 9/12/2023	3.00		2023-09-0064	JEDR
	9/13/2023 From DRR for 9/13/2023	3.00		2023-09-0073	JEDR
	9/14/2023 From DRR for 9/14/2023	4.00		2023-09-0075	JEDR
	9/15/2023 From DRR for 9/15/2023	5.00		2023-09-0093	JEDR
	9/16/2023 From DRR for 9/16/2023	5.00		2023-09-0094	JEDR
	9/17/2023 From DRR for 9/17/2023	7.00		2023-09-0095	JEDR
	9/18/2023 From DRR for 9/18/2023	8.00		2023-09-0096	JEDR
	9/19/2023 From DRR for 9/19/2023	8.00		2023-09-0097	JEDR
	9/20/2023 From DRR for 9/20/2023	8.00		2023-09-0098	JEDR
	9/21/2023 From DRR for 9/21/2023	5.00		2023-09-0101	JEDR
	9/22/2023 From DRR for 9/22/2023	4.00		2023-09-0103	JEDR
	9/23/2023 From DRR for 9/23/2023	4.00		2023-09-0104	JEDR
	9/24/2023 From DRR for 9/24/2023	4.00		2023-09-0105	JEDR
	9/25/2023 From DRR for 9/25/2023	4.00		2023-09-0106	JEDR
	9/26/2023 From DRR for 9/26/2023	4.00		2023-09-0194	JEDR
	9/27/2023 From DRR for 9/27/2023	5.00		2023-09-0200	JEDR
	9/28/2023 From DRR for 9/28/2023	6.00		2023-09-0201	JEDR
	9/29/2023 From DRR for 9/29/2023	3.00		2023-09-0220	JEDR
	9/30/2023 From DRR for 9/30/2023	3.00		2023-09-0221	JEDR
	Total for Account #991030133.000	131.00	0.00		
Beginning Balance 1,041.00		Ending Balance 1,172.00		Net Change 131.00	
991030134.000	Room Stat - Comp Rooms				
	9/29/2023 From DRR for 9/29/2023	10.00		2023-09-0220	JEDR
	Total for Account #991030134.000	10.00	0.00		
Beginning Balance 213.00		Ending Balance 223.00		Net Change 10.00	

TOKS Associates LLC

General Ledger Activity

From 9/1/2023 to 9/30/2023 for Ledger Accounts 1000500.000 to 999999999.000

Show accounts with no activity if beginning balance is not zero

Account #	Account Name	Period Date	Reference	Debit	Credit	Journal ID	Source
999999900.000	Stats Offset						
		9/1/2023	From DRR for 9/1/2023		190.00	2023-09-0006	JEDR
		9/2/2023	From DRR for 9/2/2023		203.00	2023-09-0007	JEDR
		9/3/2023	From DRR for 9/3/2023		169.00	2023-09-0008	JEDR
		9/4/2023	From DRR for 9/4/2023		11.00	2023-09-0009	JEDR
		9/5/2023	From DRR for 9/5/2023		22.00	2023-09-0011	JEDR
		9/6/2023	From DRR for 9/6/2023		31.00	2023-09-0014	JEDR
		9/7/2023	From DRR for 9/7/2023		91.00	2023-09-0015	JEDR
		9/8/2023	From DRR for 9/8/2023		196.00	2023-09-0022	JEDR
		9/9/2023	From DRR for 9/9/2023		133.00	2023-09-0023	JEDR
		9/10/2023	From DRR for 9/10/2023		27.00	2023-09-0024	JEDR
		9/11/2023	From DRR for 9/11/2023		61.00	2023-09-0050	JEDR
		9/12/2023	From DRR for 9/12/2023		180.00	2023-09-0064	JEDR
		9/13/2023	From DRR for 9/13/2023		204.00	2023-09-0073	JEDR
		9/14/2023	From DRR for 9/14/2023		152.00	2023-09-0075	JEDR
		9/15/2023	From DRR for 9/15/2023		92.00	2023-09-0093	JEDR
		9/16/2023	From DRR for 9/16/2023		151.00	2023-09-0094	JEDR
		9/17/2023	From DRR for 9/17/2023		35.00	2023-09-0095	JEDR
		9/18/2023	From DRR for 9/18/2023		27.00	2023-09-0096	JEDR
		9/19/2023	From DRR for 9/19/2023		57.00	2023-09-0097	JEDR
		9/20/2023	From DRR for 9/20/2023		142.00	2023-09-0098	JEDR
		9/21/2023	From DRR for 9/21/2023		146.00	2023-09-0101	JEDR
		9/22/2023	From DRR for 9/22/2023		215.00	2023-09-0103	JEDR
		9/23/2023	From DRR for 9/23/2023		172.00	2023-09-0104	JEDR
		9/24/2023	From DRR for 9/24/2023		16.00	2023-09-0105	JEDR
		9/25/2023	From DRR for 9/25/2023		121.00	2023-09-0106	JEDR
		9/26/2023	From DRR for 9/26/2023		159.00	2023-09-0194	JEDR
		9/27/2023	From DRR for 9/27/2023		79.00	2023-09-0200	JEDR
		9/28/2023	From DRR for 9/28/2023	21.00		2023-09-0201	JEDR
		9/28/2023	From DRR for 9/28/2023		81.00	2023-09-0201	JEDR
		9/29/2023	From DRR for 9/29/2023		58.00	2023-09-0220	JEDR
		9/30/2023	From DRR for 9/30/2023		58.00	2023-09-0221	JEDR
			Total for Account #999999900.000	21.00	3,279.00		

Beginning Balance -20,409.00

Ending Balance -23,667.00

Net Change -3,258.00



Cash Sheet

TOKS Associates LLC dba Topeka Plaza Hotel at City Center
Daily Cash Sheet - Operating

Balance Forward 464,938.00

Date	Deposits						Amex- F&B	MC/Visa- F&B	Discover- F&B	chrgback	Payroll/ Fees	Withdrawals			Daily Bal	Bal YTD
	Cash Deposit	CKS/Cash O/S	Amex	MC/Visa	Discover	Amex- F&B						MC/Visa- F&B	Discover- F&B	A/P		
09/01/23	770.14		308.02	2,582.36	122.20							(202.39)		3,580.33	468,518.33	
09/02/23	201.67		5.36	1,050.88		26.24	175.32							1,459.47	469,977.80	
09/03/23	578.86		1,197.68	12,533.86			69.60							14,380.00	484,357.80	
09/04/23	1,341.56		2,415.28	39,562.56	845.33		111.16							44,275.89	528,633.69	
09/05/23	36.00			741.49								(97.53)	(9,954.08)	(9,274.12)	519,359.57	
09/06/23	38.32		184.36	4,306.12	(120.79)		15.12							4,423.13	523,782.70	
09/07/23	25.36			2,796.88			113.30					(10,030.44)		(7,094.90)	516,687.80	
09/08/23	8,078.68		2,519.83	5,295.62			1,034.58			(69,166.68)		(891.75)		(53,129.72)	463,558.08	
09/09/23	685.09			9,633.94	277.34	15.00	2,219.69	78.73						12,909.79	476,467.87	
09/10/23	135.06			7,323.43	628.26	39.37	58.12	26.24						8,210.48	484,678.35	
09/11/23	48.60		(2,176.04)	8,658.73								(296.50)	(8,247.03)	(2,012.24)	482,666.11	
09/12/23	118.97		295.58	4,383.62	127.98	42.09	664.86					(32,156.74)	(41.93)	(26,565.57)	456,100.54	
09/13/23	3,322.02		306.87	2,983.36	115.18	19.94	182.00							6,929.37	463,029.91	
09/14/23	42.23		1,727.05	12,947.37		52.49	343.73					(1,933.00)	(136.17)	(36,029.60)	440,044.01	
09/15/23	332.10		3,693.04	37,102.42			566.23							41,693.79	481,737.80	
09/16/23	338.07			3,365.70		57.49	372.51	16.12						4,149.89	485,887.69	
09/17/23	542.83		657.37	20,844.97	3,478.11		305.85							25,829.13	511,716.82	
09/18/23	8,967.85	(0.20)	20,532.46	1,360.60								(16,686.75)	(2,657.80)	11,516.16	523,232.98	
09/19/23	1.00		(430.49)	4,175.88	680.64		38.12							(546.57)	3,918.58	527,151.56
09/20/23	57.16		90.60	31,057.68			322.42							146.68	31,674.54	558,826.10
09/21/23	91.71			9,082.73		15.12	514.86	30.00						(869.68)	8,864.74	567,690.84
09/22/23	152.37		632.65	32,339.56	793.51	32.24	705.16	15.12		(68,730.73)				(25,389.46)	(59,449.58)	508,241.26
09/23/23	725.36		1,469.49	4,665.57		39.37	955.89	68.60						(3,911.52)	4,012.76	512,254.02
09/24/23	1,572.51		451.76	24,980.12	1,001.37	26.24	695.65	58.48					4,408.34	33,194.47	545,448.49	
09/25/23	100.03		333.10	5,220.92			254.00					(155.06)		5,752.99	551,201.48	
09/26/23	1,655.75			1,657.84			373.84		(128.98)					3,558.45	554,759.93	
09/27/23	5,655.11		2,708.98	19,761.43	375.14		428.87							28,929.53	583,689.46	
09/28/23	398.50		450.15	25,421.36			145.98				(52,890.21)		(12,036.35)	(38,510.57)	545,178.89	
09/29/23	71.34		1,554.43	11,463.13			104.10	20.12				(948.45)	(5,308.88)	6,955.79	552,134.68	
09/30/23	116.40			2,349.82			104.03	41.24				(10,191.99)	(2,313.14)	(9,893.64)	542,241.04	
													10.95	10.95	542,251.99	
														0.00	542,251.99	
Totals	36,200.65	(0.20)	38,927.53	349,649.95	8,324.27	365.59	10,874.99	354.65	(128.98)	(137,897.41)	(86,979.95)	(39,678.96)	(102,698.14)	77,313.99	542,251.99	



Check Register

TOKS Operating Account

TOKS Associates LLC

Payment Register

From 9/1/2023 to 9/30/2023

Date	Vendor	Type	Number	Amount
9/12/2023	AMERICAN SENTRY SECURITY SYSTEM, INC.	Regular	002942	3,962.56
9/12/2023	ANYTIME LABOR-KANSAS LLC	Regular	002943	1,429.64
9/12/2023	BOOKING.COM B.V.	Regular	002944	2,908.96
9/12/2023	CountryWide Enterprises Inc	Regular	002945	119.60
9/12/2023	DELUXE BRANDING MARKETING	Regular	002946	300.71
9/12/2023	VERNA DOWDING	Regular	002947	99.14
9/12/2023	FIVE DIAMOND SCREENING LLC	Regular	002948	342.80
9/12/2023	GRAINGER	Regular	002949	377.50
9/12/2023	GUEST SUPPLY	Regular	002950	54.95
9/12/2023	HD SUPPLY	Regular	002951	750.79
9/12/2023	HELMS BRISCOE PERFORMANCE GROUP INC	Regular	002952	773.50
9/12/2023	Koby, Alisha	Regular	002953	781.21
9/12/2023	LMD Associates, LLC	Regular	002954	1,836.00
9/12/2023	LOOMIS	Regular	002955	224.08
9/12/2023	LOOMIS BROS. EQUIPMENT CO.	Regular	002956	1,883.35
9/12/2023	M. BURR KEIM COMPANY	Regular	002957	125.00
9/12/2023	MATHER FLARE RENTAL INC	Regular	002958	142.16
9/12/2023	MidWest Bowlers Guild	Regular	002959	664.42
9/12/2023	Reeves-Wiedeman Company	Regular	002960	301.85
9/12/2023	RENODIS ER, LLC	Regular	002961	200.00
9/12/2023	Revmaxx, LLC	Regular	002962	1,499.00
9/12/2023	SCRUB HUB	Regular	002963	617.74
9/12/2023	STAUFFER LAWN & LANDSCAPE	Regular	002964	2,810.83
9/12/2023	THE WALDINGER CORPORATION	Regular	002965	459.27
9/12/2023	TOKS Associates LLC	Regular	002966	7,869.54
9/12/2023	WAYNE WAZLAWIK	Regular	002967	1,622.14
9/13/2023	TX: KANSAS DEPT OF REVENUE	ACH	000597	567.15
9/13/2023	TX: KANSAS DEPT OF REVENUE	ACH	000598	21,042.41
9/13/2023	TX: KANSAS DEPT OF REVENUE	ACH	000599	14,420.04
9/14/2023	TOPEKA BUSINESS IMPROVEMENT DISTRICT	Regular	002968	1,933.00
9/18/2023	HMS	ACH	000600	546.57
9/18/2023	Jac's Liquor LLC	ACH	000601	891.75
9/18/2023	JONAS CHORUM	ACH	000602	VOID
9/18/2023	PEPSI-COLA BOTTLING OF TOPEKA	ACH	000603	296.50
9/18/2023	SYSCO KANSAS CITY INC	ACH	000604	10,030.44
9/18/2023	US FOOD INC	ACH	000605	202.39
9/18/2023	US FOOD INC	ACH	000606	97.53
9/27/2023	SYSCO KANSAS CITY INC	ACH	000607	16,686.75
9/27/2023	CIGNA	ACH	000608	8,247.03
9/27/2023	CITY OF TOPEKA	ACH	000609	5,308.88
9/27/2023	Crown Distribution	ACH	000610	136.17
9/27/2023	EVERGY	ACH	000611	25,389.46
9/27/2023	Expedia Group	ACH	000612	869.68
9/27/2023	KANSAS GAS SERVICE	ACH	000613	3,911.52
9/27/2023	PEPSI-COLA BOTTLING OF TOPEKA	ACH	000614	155.06

TOKS Operating Account

TOKS Associates LLC

Payment Register

From 9/1/2023 to 9/30/2023

<u>Date</u>	<u>Vendor</u>	<u>Type</u>	<u>Number</u>	<u>Amount</u>
9/28/2023	First Insurance Funding	ACH	000615	12,036.35
9/28/2023	US FOOD INC	ACH	000616	0.00
9/28/2023	Tamara L Russell	Regular	002969	480.00
9/28/2023	AIRGAS USA LLC	Regular	002970	145.82
9/28/2023	AMBIUS(17)	Regular	002971	621.87
9/28/2023	AMERICAN SENTRY SECURITY SYSTEM, INC.	Regular	002972	1,981.28
9/28/2023	ANYTIME LABOR-KANSAS LLC	Regular	002973	9,250.72
9/28/2023	CONSOLIDATED HOSPITALITY SUPPLIES, LLC	Regular	002974	32.02
9/28/2023	CYTEK MEDIA SYSTEMS INC	Regular	002975	3,597.62
9/28/2023	VERNA DOWDING	Regular	002976	272.27
9/28/2023	ECOLAB INC	Regular	002977	2,205.28
9/28/2023	FEDEX	Regular	002978	51.51
9/28/2023	GF Recruitment	Regular	002979	450.00
9/28/2023	GRAINGER	Regular	002980	1,042.43
9/28/2023	GUEST SUPPLY	Regular	002981	1,724.16
9/28/2023	HD SUPPLY	Regular	002982	975.03
9/28/2023	Heartland Alarms	Regular	002983	2,834.35
9/28/2023	Image Print Solutions	Regular	002984	118.35
9/28/2023	J.C. EHRLICH	Regular	002985	984.15
9/28/2023	JOHN A. HAEFELE	Regular	002986	118.42
9/28/2023	Juan Lim	Regular	002987	2,431.45
9/28/2023	KONE	Regular	002988	7,589.31
9/28/2023	LIBERTY FRUIT COMPANY INC	Regular	002989	696.40
9/28/2023	LMD Associates, LLC	Regular	002990	660.00
9/28/2023	MATHER FLARE RENTAL INC	Regular	002991	142.16
9/28/2023	MIDWEST SINGLE SOURCE	Regular	002992	276.66
9/28/2023	National Purchasing Network	Regular	002993	1,095.00
9/28/2023	RESTAURANT TECHNOLOGIES INC	Regular	002994	449.11
9/28/2023	RICOH USA, INC	Regular	002995	554.60
9/28/2023	ROYAL CUP COFFEE	Regular	002996	644.58
9/28/2023	SHAWNEE COUNTY SOLID WASTE DEPT	Regular	002997	271.00
9/28/2023	SONIFI SOLUTIONS INC	Regular	002998	4,621.39
9/28/2023	STAPLES	Regular	002999	470.41
9/28/2023	Topeka Kennel Club, Inc	Regular	003000	776.05
9/28/2023	WAYNE WAZLAWIK	Regular	003001	3,221.81
9/28/2023	WW Marketing LLC	Regular	003002	2,105.00
9/29/2023	SYSCO KANSAS CITY INC	ACH	000617	10,191.99
9/30/2023	Jac's Liquor LLC	ACH	000618	948.45
9/30/2023	JONAS CHORUM	ACH	000619	2,657.80
				221,613.87



Account Receivable Aging

City Ledger Aging

Summary Report

Zero-Balance Accounts Not Included

Hotel Topeka at City Center

Business Date: Sunday, October 1, 2023

Printed Date: Sunday, October 1, 2023 4:03:50 AM

Account Number	Account Name	Current Balance	30+	60+	90+	Total
4773	Association of Community Mental Health	\$87,109.17	\$0.00	\$0.00	\$0.00	\$87,109.17
1227	CLC	\$76.79	\$460.74	\$0.00	\$0.00	\$537.53
102	Greater Topeka Partnership	\$5,828.22	\$0.00	\$0.00	\$0.00	\$5,828.22
8436	KACRAO	\$16,404.57	\$0.00	\$0.00	\$0.00	\$16,404.57
5727	Ks Army National Guard	\$0.00	\$15,115.60	\$0.00	\$0.00	\$15,115.60
116	KS Bureau Of Investigations	\$599.20	\$0.00	\$0.00	\$0.00	\$599.20
119	KS Dept Of Labor	\$36,810.25	\$0.00	\$0.00	\$0.00	\$36,810.25
1556	KS Economic Dev. Alliance	\$9,901.97	\$0.00	\$0.00	\$0.00	\$9,901.97
435	KU Life Span Institute	\$2,364.66	\$0.00	\$0.00	\$0.00	\$2,364.66
185	Marine Corp	\$94.00	\$0.00	\$0.00	\$0.00	\$94.00
184	Marine Corp - RIDT	\$392.00	\$0.00	\$0.00	\$0.00	\$392.00
812	Washburn University	\$3,819.90	\$0.00	\$0.00	\$0.00	\$3,819.90
Totals		\$163,400.73	\$15,576.34	\$0.00	\$0.00	\$178,977.07



Account Payable Aging

TOKS Associates LLC
 Subsidiary Ledger Aging Report
 Accounting Date: 9/30/2023

Vendor: AHP Law Group LLC

Invoice Number	Post Date	0-30	31-60	61-90	91+	Amount
3481 *	9/30/2023	851.00	0.00	0.00	0.00	851.00
AHP Law Group LLC SubTotal		851.00	0.00	0.00	0.00	851.00

Vendor: AMERICAN SENTRY SECURITY SYSTEM, INC.

Invoice Number	Post Date	0-30	31-60	61-90	91+	Amount
3672 *	9/30/2023	990.64	0.00	0.00	0.00	990.64
3692 *	9/30/2023	990.64	0.00	0.00	0.00	990.64
3711 *	9/30/2023	990.64	0.00	0.00	0.00	990.64
3729 *	9/30/2023	990.64	0.00	0.00	0.00	990.64
AMERICAN SENTRY SECURITY SYSTEM, INC. SubTotal		3,962.56	0.00	0.00	0.00	3,962.56

Vendor: ANYTIME LABOR-KANSAS LLC

Invoice Number	Post Date	0-30	31-60	61-90	91+	Amount
12-335548 *	9/30/2023	3,024.08	0.00	0.00	0.00	3,024.08
12-335549 *	9/30/2023	1,738.31	0.00	0.00	0.00	1,738.31
12-337314 *	9/30/2023	280.16	0.00	0.00	0.00	280.16
ANYTIME LABOR-KANSAS LLC SubTotal		5,042.55	0.00	0.00	0.00	5,042.55

Vendor: BOOKING.COM B.V.

Invoice Number	Post Date	0-30	31-60	61-90	91+	Amount
1598485995 *	9/30/2023	2,178.66	0.00	0.00	0.00	2,178.66
BOOKING.COM B.V. SubTotal		2,178.66	0.00	0.00	0.00	2,178.66

Vendor: CITY OF TOPEKA (1066)

Invoice Number	Post Date	0-30	31-60	61-90	91+	Amount
08/31/23 -09/29/23 *	9/29/2023	97.36	0.00	0.00	0.00	97.36
CITY OF TOPEKA SubTotal		97.36	0.00	0.00	0.00	97.36

Vendor: CONSOLIDATED HOSPITALITY SUPPLIES, LLC (AMERICANHO)

Invoice Number	Post Date	0-30	31-60	61-90	91+	Amount
93506136 *	9/30/2023	2,003.25	0.00	0.00	0.00	2,003.25
CONSOLIDATED HOSPITALITY SUPPLIES, LLC SubTotal		2,003.25	0.00	0.00	0.00	2,003.25

Vendor: CULLIGAN OF NORTHEAST KANSAS

Invoice Number	Post Date	0-30	31-60	61-90	91+	Amount
IN339609 *	9/30/2023	65.61	0.00	0.00	0.00	65.61
INV321669 *	9/30/2023	65.60	0.00	0.00	0.00	65.60
INV328359 Billing Date *	9/30/2023	65.61	0.00	0.00	0.00	65.61
INV333355 *	9/30/2023	65.61	0.00	0.00	0.00	65.61
INV344165 *	9/30/2023	12.00	0.00	0.00	0.00	12.00
INV345739 *	9/30/2023	65.61	0.00	0.00	0.00	65.61
INV347423 *	9/30/2023	25.00	0.00	0.00	0.00	25.00
CULLIGAN OF NORTHEAST KANSAS SubTotal		365.04	0.00	0.00	0.00	365.04

TOKS Associates LLC
 Subsidiary Ledger Aging Report
 Accounting Date: 9/30/2023

Vendor: Expedia Group

Invoice Number	Post Date	0-30	31-60	61-90	91+	Amount
2340272974 *	9/30/2023	258.26	0.00	0.00	0.00	258.26
Expedia Group SubTotal		258.26	0.00	0.00	0.00	258.26

Vendor: FIVE DIAMOND SCREENING LLC

Invoice Number	Post Date	0-30	31-60	61-90	91+	Amount
23634 *	9/30/2023	317.65	0.00	0.00	0.00	317.65
FIVE DIAMOND SCREENING LLC SubTotal		317.65	0.00	0.00	0.00	317.65

Vendor: GF Management (POST)

Invoice Number	Post Date	0-30	31-60	61-90	91+	Amount
3rdQTR POSTAGE *	9/30/2023	143.01	0.00	0.00	0.00	143.01
GF Management SubTotal		143.01	0.00	0.00	0.00	143.01

Vendor: GRAINGER

Invoice Number	Post Date	0-30	31-60	61-90	91+	Amount
9852113613 *	9/28/2023	351.28	0.00	0.00	0.00	351.28
9853139161 *	9/30/2023	249.05	0.00	0.00	0.00	249.05
9853537919 *	9/30/2023	951.30	0.00	0.00	0.00	951.30
GRAINGER SubTotal		1,551.63	0.00	0.00	0.00	1,551.63

Vendor: GUEST SUPPLY

Invoice Number	Post Date	0-30	31-60	61-90	91+	Amount
16265675 *	9/28/2023	2,055.89	0.00	0.00	0.00	2,055.89
GUEST SUPPLY SubTotal		2,055.89	0.00	0.00	0.00	2,055.89

Vendor: HD SUPPLY

Invoice Number	Post Date	0-30	31-60	61-90	91+	Amount
9218757806 *	9/28/2023	60.09	0.00	0.00	0.00	60.09
9218872607 *	9/28/2023	131.09	0.00	0.00	0.00	131.09
9219012847 *	9/30/2023	205.90	0.00	0.00	0.00	205.90
HD SUPPLY SubTotal		397.08	0.00	0.00	0.00	397.08

Vendor: J.C. EHRLICH

Invoice Number	Post Date	0-30	31-60	61-90	91+	Amount
6024397 *	9/28/2023	410.06	0.00	0.00	0.00	410.06
6035487 *	9/30/2023	780.77	0.00	0.00	0.00	780.77
J.C. EHRLICH SubTotal		1,190.83	0.00	0.00	0.00	1,190.83

Vendor: KONE

Invoice Number	Post Date	0-30	31-60	61-90	91+	Amount
1158599925 *	9/30/2023	2,400.00	0.00	0.00	0.00	2,400.00
KONE SubTotal		2,400.00	0.00	0.00	0.00	2,400.00

Vendor: LIBERTY FRUIT COMPANY INC

Invoice Number	Post Date	0-30	31-60	61-90	91+	Amount
02861514 *	9/28/2023	419.06	0.00	0.00	0.00	419.06

TOKS Associates LLC

Subsidiary Ledger Aging Report

Accounting Date: 9/30/2023

LIBERTY FRUIT COMPANY INC SubTotal	419.06	0.00	0.00	0.00	419.06
------------------------------------	--------	------	------	------	--------

Vendor: LINDYSPRING DRINKING WATER

Invoice Number	Post Date	0-30	31-60	61-90	91+	Amount
224468 *	5/31/2023	0.00	0.00	0.00	0.83	0.83
229043 *	9/30/2023	27.34	0.00	0.00	0.00	27.34
229044 *	9/30/2023	7.65	0.00	0.00	0.00	7.65
229045 *	9/30/2023	10.94	0.00	0.00	0.00	10.94
229046 *	9/30/2023	16.40	0.00	0.00	0.00	16.40
LINDYSPRING DRINKING WATER SubTotal		62.33	0.00	0.00	0.83	63.16

Vendor: PEPSI-COLA BOTTLING OF TOPEKA

Invoice Number	Post Date	0-30	31-60	61-90	91+	Amount
3100104364 *	7/31/2023	0.00	0.00	158.97	0.00	158.97
3100107217 *	8/31/2023	223.69	0.00	0.00	0.00	223.69
3100107218 *	9/1/2023	680.58	0.00	0.00	0.00	680.58
3100107693 *	9/11/2023	264.45	0.00	0.00	0.00	264.45
3100107694 *	9/11/2023	646.91	0.00	0.00	0.00	646.91
3100109138 *	9/28/2023	513.63	0.00	0.00	0.00	513.63
PEPSI-COLA BOTTLING OF TOPEKA SubTotal		2,329.26	0.00	158.97	0.00	2,488.23

Vendor: SCRUB HUB

Invoice Number	Post Date	0-30	31-60	61-90	91+	Amount
158894-3 *	9/30/2023	90.00	0.00	0.00	0.00	90.00
SCRUB HUB SubTotal		90.00	0.00	0.00	0.00	90.00

Vendor: SHAWNEE COUNTY SOLID WASTE DEPT

Invoice Number	Post Date	0-30	31-60	61-90	91+	Amount
10012023 *	9/30/2023	277.78	0.00	0.00	0.00	277.78
10152023 *	9/30/2023	409.12	0.00	0.00	0.00	409.12
SHAWNEE COUNTY SOLID WASTE DEPT SubTotal		686.90	0.00	0.00	0.00	686.90

Vendor: SHRED-IT, C/O STERICYCLE INC

Invoice Number	Post Date	0-30	31-60	61-90	91+	Amount
8004796688 *	9/28/2023	37.00	0.00	0.00	0.00	37.00
SHRED-IT, C/O STERICYCLE INC SubTotal		37.00	0.00	0.00	0.00	37.00

Vendor: SONIFI SOLUTIONS INC

Invoice Number	Post Date	0-30	31-60	61-90	91+	Amount
3995786 *	9/30/2023	138.01	0.00	0.00	0.00	138.01
SONIFI SOLUTIONS INC SubTotal		138.01	0.00	0.00	0.00	138.01

Vendor: Strathman Sales

Invoice Number	Post Date	0-30	31-60	61-90	91+	Amount
561953 *	9/28/2023	266.06	0.00	0.00	0.00	266.06
Strathman Sales SubTotal		266.06	0.00	0.00	0.00	266.06

TOKS Associates LLC
 Subsidiary Ledger Aging Report
 Accounting Date: 9/30/2023

Vendor: Sun Life (-0088)

Invoice Number	Post Date	0-30	31-60	61-90	91+	Amount
09/01-09/30V EE LIF *	9/1/2023	174.71	0.00	0.00	0.00	174.71
Sun Life SubTotal		174.71	0.00	0.00	0.00	174.71

Vendor: Sun Life (-0253)

Invoice Number	Post Date	0-30	31-60	61-90	91+	Amount
09/01 -09/30 *	9/28/2023	-576.29	0.00	0.00	0.00	-576.29
Sun Life SubTotal		-576.29	0.00	0.00	0.00	-576.29

Vendor: SYSCO KANSAS CITY INC

Invoice Number	Post Date	0-30	31-60	61-90	91+	Amount
557725779ADJ	9/27/2023	-34.04	0.00	0.00	0.00	-34.04
557756820 *	9/28/2023	216.22	0.00	0.00	0.00	216.22
557756821 *	9/28/2023	194.08	0.00	0.00	0.00	194.08
557756822 *	9/28/2023	1,352.70	0.00	0.00	0.00	1,352.70
SYSCO KANSAS CITY INC SubTotal		1,728.96	0.00	0.00	0.00	1,728.96

Vendor: THE WALDINGER CORPORATION

Invoice Number	Post Date	0-30	31-60	61-90	91+	Amount
7106686-1 *	8/31/2023	256.98	0.00	0.00	0.00	256.98
THE WALDINGER CORPORATION SubTotal		256.98	0.00	0.00	0.00	256.98

Vendor: TOKS Associates LLC

Invoice Number	Post Date	0-30	31-60	61-90	91+	Amount
ACCT 09 2023 *	9/30/2023	1,000.00	0.00	0.00	0.00	1,000.00
MGT 09 2023 *	9/23/2023	13,282.27	0.00	0.00	0.00	13,282.27
TOKS Associates LLC SubTotal		14,282.27	0.00	0.00	0.00	14,282.27

Vendor: TRAVELCLICK, INC.

Invoice Number	Post Date	0-30	31-60	61-90	91+	Amount
CIT3FUSD3F23013 *	9/30/2023	-3,713.88	0.00	0.00	0.00	-3,713.88
INV00684214 *	9/22/2023	4,305.90	0.00	0.00	0.00	4,305.90
TRAVELCLICK, INC. SubTotal		592.02	0.00	0.00	0.00	592.02

Vendor: TX: KANSAS DEPT OF REVENUE

Invoice Number	Post Date	0-30	31-60	61-90	91+	Amount
07 JUL23 USE TAX	8/17/2023	0.00	233.38	0.00	0.00	233.38
08 AUG23 USE TAX	9/13/2023	233.38	0.00	0.00	0.00	233.38
TX: KANSAS DEPT OF REVENUE SubTotal		233.38	233.38	0.00	0.00	466.76

Grand Total	43,535.42	233.38	158.97	0.83	43,928.60
-------------	------------------	---------------	---------------	-------------	------------------



Balance Sheet Account Reconciliations



TOKS Associates LLC
dba Hotel Topeka at City Center

House Banks
Period: 09/30/2023

Account # 1000500.00

	Amount	General Ledger
Detail Listing Attached:	5,000.00	5,000.00

Reconciled Balances @ 09/30/2023	5,000.00	5,000.00
Variance		0.00

SUMMARY HOUSE BANKS

DATE: 31-Aug-23

	ACTUAL	CONTRACT	OVER/SHORT
CONTROLLER	3,320.00	3,320.00	-
MOD	880.00	880.00	-
FRONT DESK #1	200.00	200.00	-
FRONT DESK #2	200.00	200.00	-
REST #1	200.00	200.00	-
LOUNGE #2	200.00	200.00	-
TOTAL:	5,000.00	5,000.00	-

HOUSE BANK COUNT SHEET

MOD BANK

CASHIER NAME: _____

DATE: 29-Sep-23

SAFE DEPOSIT BOX # _____

COUNTED BY: Verna Dowding

DESCRIPTION	ROLLED	LOOSE	TOTAL
CURRENCY			
\$ 100.00		100.00	100.00
\$ 50.00			-
\$ 20.00		340.00	340.00
\$ 10.00			-
\$ 5.00	100.00		100.00
\$ 1.00	250.00	11.00	261.00
SUBTOTAL			801.00


COIN			
\$ 1.00			-
\$ 0.50			
\$ 0.25	50.00	-	50.00
\$ 0.10	20.00	-	20.00
\$ 0.05	8.00	-	8.00
\$ 0.01	1.00		1.00
SUBTOTAL			79.00

CHECKS & MISC			
		-	-
		-	-
		-	-
		-	-
		-	-
SUBTOTAL			

TOTAL PER COUNT	-		880.00
TOTAL PER CONTRACT	-		880.00
OVER/SHORT	-		-

COUNTED IN MY PRESENCE & RETURNED INTACT

 9/29/23
 CASHIER

 9/29/2023
 CONTROLLER

HOUSE BANK COUNT SHEET

CASHIER NAME: FRONT DESK #1
Renee **DATE:** 29-Sep-23

SAFE DEPOSIT BOX # FD 1 **COUNTED BY:** Verna Dowding


DESCRIPTION	ROLLED	LOOSE	TOTAL
CURRENCY			
\$ 100.00		-	-
\$ 50.00			-
\$ 20.00		20.00	20.00
\$ 10.00			-
\$ 5.00		105.00	105.00
\$ 1.00		61.00	61.00
SUBTOTAL			186.00

COIN			
\$ 1.00			-
\$ 0.50			-
\$ 0.25		6.75	6.75
\$ 0.10		5.10	5.10
\$ 0.05		1.85	1.85
\$ 0.01		0.30	0.30
SUBTOTAL			14.00

CHECKS & MISC			
		-	-
		-	-
		-	-
		-	-
		-	-
SUBTOTAL			-

TOTAL PER COUNT	-		200.00
TOTAL PER CONTRACT	-		200.00
OVER/SHORT	-		-

COUNTED IN MY PRESENCE & RETURNED INTACT

Renee Renee 9/29/2023
 CASHIER

9/29/2023
 CONTROLLER

HOUSE BANK COUNT SHEET

CASHIER NAME: Front desk
Dwyne J **DATE:** 29-Sep-23

SAFE DEPOSIT BOX # FD 2 **COUNTED BY:** VD

DESCRIPTION	ROLLED	LOOSE	TOTAL
CURRENCY			
\$ 100.00			-
\$ 50.00			-
\$ 20.00		100.00	100.00
\$ 10.00		10.00	10.00
\$ 5.00		60.00	60.00
\$ 1.00	-	19.00	19.00
SUBTOTAL			189.00

COIN	ROLLED	LOOSE	TOTAL
\$ 1.00			-
\$ 0.50			-
\$ 0.25		2.25	2.25
\$ 0.10	5.00	1.40	6.40
\$ 0.05		2.10	2.10
\$ 0.01		0.25	0.25
SUBTOTAL			11.00

CHECKS & MISC	ROLLED	LOOSE	TOTAL
		-	-
		-	-
		-	-
		-	-
		-	-
SUBTOTAL			-

TOTAL PER COUNT			200.00
TOTAL PER CONTRACT			200.00
OVER/SHORT			-

COUNTED IN MY PRESENCE & RETURNED INTACT

[Signature] 9/29/2023
 CASHIER

[Signature] 9/29/2023
 CONTROLLER

HOUSE BANK COUNT SHEET

CASHIER NAME: LOUNGE #2
Nick H
DATE: 29-Sep-23

SAFE DEPOSIT BOX # _____ **COUNTED BY:** Verna D

DESCRIPTION	ROLLED	LOOSE	TOTAL
CURRENCY			
\$ 100.00		-	-
\$ 50.00			-
\$ 20.00			-
\$ 10.00		20.00	20.00
\$ 5.00		95.00	95.00
\$ 1.00		65.00	65.00
SUBTOTAL			180.00

COIN	ROLLED	LOOSE	TOTAL
\$ 1.00			-
\$ 0.50			-
\$ 0.25		7.75	7.75
\$ 0.10	5.00	5.00	10.00
\$ 0.05		1.10	1.10
\$ 0.01	1.00	0.15	1.15
SUBTOTAL			20.00

CHECKS & MISC	ROLLED	LOOSE	TOTAL
		-	-
		-	-
		-	-
		-	-
		-	-
SUBTOTAL			-

TOTAL PER COUNT			200.00
TOTAL PER CONTRACT			-
OVER/SHORT			200.00

COUNTED IN MY PRESENCE & RETURNED INTACT

Nick Hoyle

 CASHIER

Verna D 9/29/2023

 CONTROLLER

HOUSE BANK COUNT SHEET

CASHIER NAME: Rest #1
Patrick **DATE:** 29-Sep-23

SAFE DEPOSIT BOX # _____ **COUNTED BY:** _____

DESCRIPTION	ROLLED	LOOSE	TOTAL
CURRENCY			
\$ 100.00			-
\$ 50.00			-
\$ 20.00		40.00	40.00
\$ 10.00			-
\$ 5.00		70.00	70.00
\$ 1.00	50.00	21.00	71.00
SUBTOTAL			181.00

COIN	ROLLED	LOOSE	TOTAL
\$ 1.00		-	-
\$ 0.50		-	-
\$ 0.25	10.00	4.00	14.00
\$ 0.10		2.50	2.50
\$ 0.05	2.00	0.20	2.20
\$ 0.01		0.30	0.30
SUBTOTAL		-	19.00

CHECKS & MISC	ROLLED	LOOSE	TOTAL
		-	-
		-	-
		-	-
		-	-
		-	-
SUBTOTAL			200.00

TOTAL PER COUNT			200.00
TOTAL PER CONTRACT			200.00
OVER/SHORT			-

COUNTED IN MY PRESENCE & RETURNED INTACT

Patrick

 CASHIER

[Signature] 9/29/2023

 CONTROLLER

TOKS Associates LLC
dba Hotel Topeka at City Center

Operating Account
Period: 09/30/2023

Account # 1005000.00

	Amount	General Ledger
Detail Listing Attached:	542,251.99	542,251.99

Reconciled Balances @ 09/30/2023	542,251.99	542,251.99
Variance		0.00

TOKS Associates LLC
 dba Capital Plaza Hotel Topeka
 Bank Statement Reconciliation
 Operating Account # 3830-1140-2495-BOA
 GL Acct # 1005000.000

	Final		<u>Per Bank</u>	<u>Per GL</u>
Balances @	30-Sep-23	Operating	542,951.08	542,251.99
			542,951.08	542,251.99
Reconciling Items :		Outstanding AP Checks	(50,125.21)	
		Outstanding Payroll Checks	(225.37)	

DATE	CASH	AMEX	MC/VISA	DISCOVER		
09/24/23						
09/25/23	100.03					
09/26/23	1,655.75					
09/27/23	5,655.11					
09/28/23	398.50	450.15	25,567.34			
09/29/23	71.34	1,554.43	11,567.23	20.12		
09/30/23	116.40		2,453.85	41.24		
TOTAL:	7,997.13	2,004.58	39,588.42	61.36	O/S Deposits	49,651.49

Misc Fees and Adjustments:

Completed By : Kibret M 10/3/2023

	Balances @ 09/30/23	542,251.99	542,251.99
		Variance	-

Outstanding Payroll Checks:




Date	Check #	Amount	Payee
09/10/21	5146	96.04	Covington, T
03/11/22	5321	129.33	Ramirez, Lisa
Total O/S Payroll Checks		225.37	

Date	Check #	Amount	Payee
Total O/S Payroll Checks		-	



P.O. Box 15284
Wilmington, DE 19850

Customer service information

-  Customer service: 1.888.400.9009
-  [bankofamerica.com](https://www.bankofamerica.com)
-  Bank of America, N.A.
P.O. Box 25118
Tampa, FL 33622-5118

TOKS ASSOCIATES LLC
CAPITAL PLAZA HOTEL TOPEKA
1628 JFK BLVD STE 2300
PHILADELPHIA, PA 19103-2128

Your Full Analysis Business Checking

for September 1, 2023 to September 30, 2023

Account number: 3830 1140 2495

TOKS ASSOCIATES LLC CAPITAL PLAZA HOTEL TOPEKA

Account summary

Beginning balance on September 1, 2023	\$498,349.35
Deposits and other credits	417,140.18
Withdrawals and other debits	-286,469.46
Checks	-86,068.99
Service fees	-0.00
Ending balance on September 30, 2023	\$542,951.08

of deposits/credits: 78
 # of withdrawals/debits: 93
 # of days in cycle: 30
 Average ledger balance: \$484,213.95

Deposits and other credits

Date	Transaction description	Customer reference	Bank reference	Amount
09/01/23	SHIFT4 DES:PYMT PROC ID:021770021751048 INDN:TOPEKA PLAZA HOTEL AT CO ID:1731435739 CCD		906644008102830	1,098.72
09/05/23	SHIFT4 DES:PYMT PROC ID:021770021751048 INDN:TOPEKA PLAZA HOTEL AT CO ID:1731435739 CCD		906648033321757	13,731.54
09/05/23	SHIFT4 DES:PYMT PROC ID:021770021751048 INDN:TOPEKA PLAZA HOTEL AT CO ID:1731435739 CCD		906648013602483	9,338.54
09/05/23	SHIFT4 DES:PYMT PROC ID:021770021751048 INDN:TOPEKA PLAZA HOTEL AT CO ID:1731435739 CCD		906648028032825	4,069.12
09/05/23	SHIFT4 DES:PYMT PROC ID:021770021751129 INDN:TOPEKA PLAZA HOTEL CO ID:1731435739 CCD		906648028032826	207.06
09/05/23	SHIFT4 DES:PYMT PROC ID:021770021751129 INDN:TOPEKA PLAZA HOTEL CO ID:1731435739 CCD		906648013602484	131.96
09/05/23	SHIFT4 DES:PYMT PROC ID:021770021751129 INDN:TOPEKA PLAZA HOTEL CO ID:1731435739 CCD		906648033321758	69.60
09/06/23	SHIFT4 DES:PYMT PROC ID:021770021751048 INDN:TOPEKA PLAZA HOTEL AT CO ID:1731435739 CCD		906648056054066	42,823.17
09/06/23	SHIFT4 DES:PYMT PROC ID:021770021751129 INDN:TOPEKA PLAZA HOTEL CO ID:1731435739 CCD		906648056054067	111.16
09/07/23	SHIFT4 DES:PYMT PROC ID:021770021751048 INDN:TOPEKA PLAZA HOTEL AT CO ID:1731435739 CCD		906650011996198	741.49
09/08/23	SHIFT4 DES:PYMT PROC ID:021770021751048 INDN:TOPEKA PLAZA HOTEL AT CO ID:1731435739 CCD		906651012248234	4,369.69

continued on the next page

Deposits and other credits - continued

Date	Transaction description	Customer reference	Bank reference	Amount
09/08/23	SHIFT4 DES:PYMT PROC ID:021770021751129 INDN:TOPEKA PLAZA HOTEL CO ID:1731435739 CCD		906651012248235	15.12
09/11/23	SHIFT4 DES:PYMT PROC ID:021770021751048 INDN:TOPEKA PLAZA HOTEL AT CO ID:1731435739 CCD		906654009044964	17,726.73
09/11/23	SHIFT4 DES:PYMT PROC ID:021770021751129 INDN:TOPEKA PLAZA HOTEL CO ID:1731435739 CCD		906654009044965	3,348.00
09/11/23	SHIFT4 DES:PYMT PROC ID:021770021751048 INDN:TOPEKA PLAZA HOTEL AT CO ID:1731435739 CCD		906651027928129	2,796.88
09/11/23	SHIFT4 DES:PYMT PROC ID:021770021751129 INDN:TOPEKA PLAZA HOTEL CO ID:1731435739 CCD		906651027928130	113.30
09/12/23	Deposit		813006492859733	8,078.68
09/12/23	SHIFT4 DES:PYMT PROC ID:021770021751048 INDN:TOPEKA PLAZA HOTEL AT CO ID:1731435739 CCD		906655006475415	7,951.69
09/12/23	Deposit		813006492859740	3,742.92
09/12/23	Deposit		813006492859746	1,565.06
09/12/23	Deposit		813006492860020	1,341.56
09/12/23	Deposit		813006492860010	770.14
09/12/23	Deposit		813006492859995	685.09
09/12/23	Deposit		813006492860025	578.86
09/12/23	Deposit		813006492860040	201.67
09/12/23	Deposit		813006492860005	144.53
09/12/23	Deposit		813006492859754	135.06
09/12/23	SHIFT4 DES:PYMT PROC ID:021770021751129 INDN:TOPEKA PLAZA HOTEL CO ID:1731435739 CCD		906655006475416	123.73
09/12/23	Deposit		813006492860000	38.32
09/12/23	Deposit		813006492860015	36.00
09/12/23	Deposit		813006492860030	25.36
09/12/23	Deposit		813006492860035	6.54
09/13/23	SHIFT4 DES:PYMT PROC ID:021770021751048 INDN:TOPEKA PLAZA HOTEL AT CO ID:1731435739 CCD		906655020362519	6,482.69
09/14/23	SHIFT4 DES:PYMT PROC ID:021770021751048 INDN:TOPEKA PLAZA HOTEL AT CO ID:1731435739 CCD		906656023323282	4,807.18

continued on the next page

Deposits and other credits - continued

Date	Transaction description	Customer reference	Bank reference	Amount
09/14/23	SHIFT4 DES:PYMT PROC ID:021770021751129 INDN:TOPEKA PLAZA HOTEL CO ID:1731435739 CCD		906656023323283	711.90
09/15/23	SHIFT4 DES:PYMT PROC ID:021770021751048 INDN:TOPEKA PLAZA HOTEL AT CO ID:1731435739 CCD		906658008589819	3,405.41
09/15/23	SHIFT4 DES:PYMT PROC ID:021770021751129 INDN:TOPEKA PLAZA HOTEL CO ID:1731435739 CCD		906658008589820	215.06
09/18/23	SHIFT4 DES:PYMT PROC ID:021770021751048 INDN:TOPEKA PLAZA HOTEL AT CO ID:1731435739 CCD		906661011448507	44,161.16
09/18/23	SHIFT4 DES:PYMT PROC ID:021770021751048 INDN:TOPEKA PLAZA HOTEL AT CO ID:1731435739 CCD		906658028599180	14,674.42
09/18/23	SHIFT4 DES:PYMT PROC ID:021770021751129 INDN:TOPEKA PLAZA HOTEL CO ID:1731435739 CCD		906661011448508	1,012.35
09/18/23	SHIFT4 DES:PYMT PROC ID:021770021751129 INDN:TOPEKA PLAZA HOTEL CO ID:1731435739 CCD		906658028599181	383.10
09/18/23	LINPEPCO OF TOPE DES:PAYABLES ID:310008 INDN:TOKS ASSOCIATES CO ID:2470703899 PPD		906658027145968	146.68
09/19/23	SHIFT4 DES:PYMT PROC ID:021770021751048 INDN:TOPEKA PLAZA HOTEL AT CO ID:1731435739 CCD		906661032260075	24,980.45
09/19/23	Deposit		813007292532414	3,322.02
09/19/23	Deposit		813007292532295	1,500.00
09/19/23	Deposit		813007292532240	542.83
09/19/23	Deposit		813007292532260	332.10
09/19/23	SHIFT4 DES:PYMT PROC ID:021770021751129 INDN:TOPEKA PLAZA HOTEL CO ID:1731435739 CCD		906661032260076	305.85
09/19/23	Deposit		813007292532250	231.93
09/19/23	Deposit		813007292532245	118.97
09/19/23	Deposit		813007292532255	106.14
09/19/23	Deposit		813007292532270	48.60
09/19/23	Deposit		813007292532265	42.23
09/20/23	SHIFT4 DES:PYMT PROC ID:021770021751048 INDN:TOPEKA PLAZA HOTEL AT CO ID:1731435739 CCD		906663008374332	21,893.06

continued on the next page

Deposits and other credits - continued

Date	Transaction description	Customer reference	Bank reference	Amount
09/21/23	SHIFT4 DES:PYMT PROC ID:021770021751048 INDN:TOPEKA PLAZA HOTEL AT CO ID:1731435739 CCD		906663025200755	4,426.03
09/21/23	SHIFT4 DES:PYMT PROC ID:021770021751129 INDN:TOPEKA PLAZA HOTEL CO ID:1731435739 CCD		906663025200756	38.12
09/22/23	SHIFT4 DES:PYMT PROC ID:021770021751048 INDN:TOPEKA PLAZA HOTEL AT CO ID:1731435739 CCD		906665008350783	31,148.28
09/22/23	Counter Credit		813004452634074	4,408.34
09/22/23	SHIFT4 DES:PYMT PROC ID:021770021751129 INDN:TOPEKA PLAZA HOTEL CO ID:1731435739 CCD		906665008350784	322.42
09/25/23	SHIFT4 DES:PYMT PROC ID:021770021751048 INDN:TOPEKA PLAZA HOTEL AT CO ID:1731435739 CCD		906668014015601	39,900.78
09/25/23	SHIFT4 DES:PYMT PROC ID:021770021751048 INDN:TOPEKA PLAZA HOTEL AT CO ID:1731435739 CCD		906665023665104	9,082.73
09/25/23	SHIFT4 DES:PYMT PROC ID:021770021751129 INDN:TOPEKA PLAZA HOTEL CO ID:1731435739 CCD		906668014015602	1,816.38
09/25/23	SHIFT4 DES:PYMT PROC ID:021770021751129 INDN:TOPEKA PLAZA HOTEL CO ID:1731435739 CCD		906665023665105	559.98
09/26/23	SHIFT4 DES:PYMT PROC ID:021770021751048 INDN:TOPEKA PLAZA HOTEL AT CO ID:1731435739 CCD		906669012006700	26,433.25
09/26/23	Deposit		813001292349915	8,967.85
09/26/23	Deposit		813001292350074	1,572.51
09/26/23	SHIFT4 DES:PYMT PROC ID:021770021751129 INDN:TOPEKA PLAZA HOTEL CO ID:1731435739 CCD		906669012006701	780.37
09/26/23	Deposit		813001292350084	725.36
09/26/23	Deposit		813001292349922	152.37
09/26/23	Deposit		813001292350079	91.71
09/26/23	Deposit		813001292350089	57.16
09/26/23	Deposit		813001292350069	1.00
09/27/23	SHIFT4 DES:PYMT PROC ID:021770021751048 INDN:TOPEKA PLAZA HOTEL AT CO ID:1731435739 CCD		906669027664470	5,554.02
09/27/23	SHIFT4 DES:PYMT PROC ID:021770021751129 INDN:TOPEKA PLAZA HOTEL CO ID:1731435739 CCD		906669027664471	254.00

continued on the next page

Deposits and other credits - continued

Date	Transaction description	Customer reference	Bank reference	Amount
09/28/23	SHIFT4 DES:PYMT PROC ID:021770021751048 INDN:TOPEKA PLAZA HOTEL AT CO ID:1731435739 CCD		906671006457900	1,657.84
09/28/23	SHIFT4 DES:PYMT PROC ID:021770021751129 INDN:TOPEKA PLAZA HOTEL CO ID:1731435739 CCD		906671006457901	373.84
09/29/23	SHIFT4 DES:PYMT PROC ID:021770021751048 INDN:TOPEKA PLAZA HOTEL AT CO ID:1731435739 CCD		906672009990841	22,845.55
09/29/23	SHIFT4 DES:PYMT PROC ID:021770021751129 INDN:TOPEKA PLAZA HOTEL CO ID:1731435739 CCD		906672009990842	428.87

Total deposits and other credits **\$417,140.18**

Withdrawals and other debits

Date	Transaction description	Customer reference	Bank reference	Amount
09/01/23	US FOODSERVICE DES:VENDOR PAY ID:090104318184000 INDN:USFOODS-04318184 CO ID:4880371951 CTX ADDITIONAL INFORMATION IS AVAILABLE FOR THIS PMT. CONTACT A TREASURY SALES OFFICER FOR ASSISTANCE.		906643023604234	-202.39
09/05/23	SHIFT4 DES:FEES ID:021770021751048 INDN:TOPEKA PLAZA HOTEL AT CO ID:1731435739 CCD		906644012099472	-9,434.33
09/05/23	SHIFT4 DES:FEES ID:021770021751129 INDN:TOPEKA PLAZA HOTEL CO ID:1731435739 CCD		906644012099473	-519.75
09/05/23	US FOODSERVICE DES:VENDOR PAY ID:090504318184000 INDN:USFOODS-04318184 CO ID:4880371951 CTX ADDITIONAL INFORMATION IS AVAILABLE FOR THIS PMT. CONTACT A TREASURY SALES OFFICER FOR ASSISTANCE.		906648027319637	-97.53
09/07/23	WIRE TYPE:BOOK OUT DATE:230907 TIME:0911 ET TRN:2023090700266579 RELATED REF:6C35J5BQI0XEB24 BNF:KRONOS SAASHR, INC. ID:004451422644		903709070266579	-52,400.06
09/07/23	KRONOS SAASHR IN DES:D49B2CFB1B ID:AA3RZGWD9NNCBK2 INDN:TOKS ASSOCIATES LLC CO ID:9999922660 CCD		902349005232784	-16,280.46
09/07/23	KRONOS SAASHR IN DES:38B4E98C3D ID:7B3RZGE1T3E1GAE INDN:TOKS ASSOCIATES LLC CO ID:9999922673 CCD		902349005232958	-486.16

continued on the next page

Withdrawals and other debits - continued

Date	Transaction description	Customer reference	Bank reference	Amount
09/08/23	Sysco Corporatio DES:Payment ID:USBLXXXXXXXXXSB INDN:TOKS Associates LLC CO ID:9004514834 CCD		906650019930886	-10,030.44
09/08/23	Jac's Liquor LLC DES:FINTECHEFT ID:86-2798624 INDN:TOKS Associates LLC CO ID:46-4048881 CCD		906650023098494	-891.75
09/11/23	CIGNA DES:REVENUE ID:0000000000000000 INDN:TOKS ASSOCIATES LLC CO ID:1028859313 WEB PMT INFO:RMR*IV*67339\NTE*ZZZ*2023-09-08 07:19:23 .633543_TOKS_3236184_KMESSELE1425\		906651021271010	-8,247.03
09/11/23	Pepsi-Cola Bottl DES:SIGONFILE ID:LWVM4M INDN:TOKS Associate LLC CO ID:9000226922 CCD		906651029830723	-296.50
09/11/23	fintech.net DES:FintechEFT ID:86-2798624 INDN:TOKS Associates LLC CO ID:65-0152732 CCD		906651029707501	-41.93
09/14/23	KSDEPTOFREVENUE DES:TAXDRAFTS ID:004862798624F01 INDN:TOKS ASSOCIATES CO ID:9111111111 CTX PMT INFO:TXP*004862798624F01*04200*230831*T*00 021 04241*P*0000000000*I*0000000000*AYGVJ3\		906656017302543	-21,042.41
09/14/23	KSDEPTOFREVENUE DES:TAXDRAFTS ID:015862798624F01 INDN:TOKS ASSOCIATES CO ID:9111111111 CTX PMT INFO:TXP*015862798624F01*07400*230831*T*00 014 42004* *0000000000* *0000000000*AYGWTQ\		906656017302547	-14,420.04
09/14/23	KSDEPTOFREVENUE DES:TAXDRAFTS ID:021862798624F01 INDN:TOKS ASSOCIATES CO ID:9111111111 CTX PMT INFO:TXP*021862798624F01*06225*230831*T*00 000 56715* *0000000000* *0000000000*AYGWYG\		906656017302549	-567.15
09/14/23	Crown Distributo DES:FINTECHEFT ID:86-2798624 INDN:TOKS Associates LLC CO ID:20-3301609 CCD		906656017224340	-136.17
09/15/23	Coin & Currency Debit Image	0009999999	813003092769303	-1,500.00
09/18/23	JonasChorumMSI DES:PURCHASE ID:XXXXXXXXX INDN:TOKS LLC Hotel Topek CO ID:9000033365 CCD		906658031131612	-2,657.80
09/18/23	CARROLL ACQUISIT DES:CAROL SF ID:CA108000 INDN:HOTEL TOPEKA AT CITY C CO ID:1852695731 CCD		906658031081346	-546.57
09/19/23	Sysco Corporatio DES:Payment ID:USBLXXXXXXXXXSB INDN:TOKS Associates LLC CO ID:9004514834 CCD		906661023732425	-16,686.75

continued on the next page

Withdrawals and other debits - continued

Date	Transaction description	Customer reference	Bank reference	Amount
09/19/23	EXPEDIA, INC. DES:10094135_2 ID:127000852902 INDN:TOKS ASSOCIATES LLC CO ID:4911996083 CCD PMT INFO:RMR*IK*2340234248\		902361008147803	-869.68
09/20/23	KANSAS GAS SERVI DES:UTIL PAYMT ID:127759591617706 INDN:TOPEKA PLAZA HOTEL CIT CO ID:9131520922 WEB		906662024652718	-3,911.52
09/21/23	WIRE TYPE:BOOK OUT DATE:230921 TIME:0814 ET TRN:2023092100241258 RELATED REF:8C065CPRQCMVXPZ BNF:KRONOS SAASHR, INC. ID:004451422644		903709210241258	-51,859.20
09/21/23	EVERGY KS CTRL DES:IVR PAY ID:470177806105 INDN:TOKS Associates LLC CO ID:5480290150 TEL		906663020023702	-25,389.46
09/21/23	KRONOS SAASHR IN DES:AEF7A2A5CC ID:77068N7U9GH9MZO INDN:TOKS ASSOCIATES LLC CO ID:9999922660 CCD		902363004497440	-16,452.01
09/21/23	KRONOS SAASHR IN DES:55F2506C4A ID:56068MUZ9R54EWN INDN:TOKS ASSOCIATES LLC CO ID:9999922673 CCD		902363004497855	-419.52
09/25/23	Pepsi-Cola Bottl DES:SIGONFILE ID:2KRP6M INDN:TOKS Associate LLC CO ID:9000226922 CCD		906665025460905	-155.06
09/26/23	SHIFT4 DES:CHG BACKS ID:021770021751048 INDN:TOPEKA PLAZA HOTEL AT CO ID:1731435739 CCD		906669012006721	-128.98
09/28/23	FIRST INSURANCE DES:INSURANCE ID:900-99405706 INDN:TOKS Associates, LLC CO ID:2363437365 CCD		906670034107418	-12,036.35
09/28/23	CITYOFTOPEKA DES:WEBPAYMENT ID: INDN:ATRIUM FINANCE V LLC CO ID:XXXXXXXXXM WEB		906671006532227	-5,308.88
09/28/23	UKG Inc. DES:EDI PYMNTS ID:00037941 INDN:Toks Associates LLC DB CO ID:6506940777 CCD PMT INFO:RMR*CM*PRINV0386904**-1222.12*-1222.12 *0 \		906670026859027	-1,222.12
09/28/23	UKG Inc. DES:EDI PYMNTS ID:00037942 INDN:Toks Associates LLC DB CO ID:6506940777 CCD PMT INFO:RMR*CM*PRINV0394041**-1091.02*-1091.0 2*0 \		906670026859029	-1,091.02

continued on the next page

Withdrawals and other debits - continued

Date	Transaction description	Customer reference	Bank reference	Amount
09/29/23	Sysco Corporatio DES:Payment ID:USBLXXXXXXXXXSB INDN:TOKS Associates LLC CO ID:9004514834 CCD		906671016924988	-10,191.99
09/29/23	JAC'S LIQUOR LLC DES:FINTECHEFT ID:86-2798624 INDN:TOKS Associates LLC CO ID:46-4048881 CCD		906671016901007	-948.45

Total withdrawals and other debits

-\$286,469.46

Checks

Date	Check #	Bank reference	Amount	Date	Check #	Bank reference	Amount
09/05	2911	813005392917184	-274.34	09/05	2939	813005492292747	-3,991.27
09/07	2912	813005992226404	-990.64	09/06	2940	813001692748226	-500.00
09/05	2913	813008292494012	-1,937.72	09/18	2942*	813005192189187	-3,962.56
09/05	2914	813008292424308	-358.16	09/18	2943	813009092175498	-1,429.64
09/05	2915	813008192761339	-97.36	09/18	2944	813007092712885	-2,908.96
09/08	2916	813006092240305	-19,366.00	09/15	2945	813004892387460	-119.60
09/08	2917	813008492861024	-1,123.16	09/18	2946	813008992508717	-300.71
09/05	2918	813005492113653	-635.50	09/18	2947	813009092260192	-99.14
09/05	2919	813005592183751	-136.69	09/20	2948	813005492311366	-342.80
09/05	2920	813005492139990	-651.40	09/18	2949	813005092353994	-377.50
09/11	2921	813008652416802	-153.58	09/15	2950	813004892053576	-54.95
09/07	2922	813005892467779	-25.78	09/19	2951	813009192094037	-750.79
09/06	2923	813005792554808	-24.79	09/18	2952	813008992577308	-773.50
09/06	2924	813005692935608	-4,706.56	09/18	2953	813004992286578	-781.21
09/05	2925	813005492541360	-1,119.71	09/14	2954	813004792128103	-1,836.00
09/07	2926	813005992024512	-1,371.10	09/18	2955	813004992883877	-224.08
09/07	2927	813008392791025	-685.57	09/15	2956	813008992051732	-1,883.35
09/06	2928	813005792060454	-5,721.10	09/14	2957	813004792382836	-125.00
09/12	2929	813004492931451	-1,108.82	09/29	2958	813004692276793	-142.16
09/08	2930	813008492495855	-650.69	09/19	2959	813005292496382	-664.42
09/05	2931	813005492907362	-62.33	09/18	2960	813009092182517	-301.85
09/07	2932	813005892467531	-218.67	09/18	2961	813005092030528	-200.00
09/06	2933	813008392510884	-733.48	09/14	2962	813004792129760	-1,499.00
09/12	2934	813006492859756	-109.39	09/19	2963	813005292678367	-617.74
09/05	2935	813001592676875	-1,482.98	09/18	2964	813009092129284	-2,810.83
09/06	2936	813001692747189	-406.54	09/18	2965	813009092147999	-459.27
09/05	2937	813005392916429	-37.00	09/20	2966	813005392936697	-7,869.54
09/05	2938	813008292051411	-533.92	09/18	2967	813007952362634	-1,622.14

continued on the next page

Checks - continued

Date	Check #	Bank reference	Amount
09/19	2968	813009192128790	-1,933.00
09/28	2990*	813004492647608	-660.00

Date	Check #	Bank reference	Amount
09/28	3002*	813004492647563	-2,105.00

Total checks **-\$86,068.99**
Total # of checks **59**

* There is a gap in sequential check numbers

Daily ledger balances

Date	Balance (\$)
09/01	499,245.68
09/05	505,423.51
09/06	536,265.37
09/07	464,548.42
09/08	436,871.19
09/11	452,117.06
09/12	476,324.06

Date	Balance(\$)
09/13	482,806.75
09/14	448,700.06
09/15	448,762.63
09/18	489,684.58
09/19	499,693.32
09/20	509,462.52
09/21	419,806.48

Date	Balance (\$)
09/22	455,685.52
09/25	506,890.33
09/26	545,542.93
09/27	551,350.95
09/28	530,959.26
09/29	542,951.08

TOKS Associates LLC

General Ledger Activity

From 9/1/2023 to 9/30/2023 for Ledger Accounts 1005000.000 to 1005000.000

Show accounts with no activity if beginning balance is not zero

Account #	Account Name				
Period Date	Reference	Debit	Credit	Journal ID	Source
1005000.000	Operating Account				
9/1/2023	From DRR for 9/1/2023	3,782.72		2023-09-0006	JEDR
9/2/2023	From DRR for 9/2/2023	1,459.47		2023-09-0007	JEDR
9/3/2023	From DRR for 9/3/2023	14,380.00		2023-09-0008	JEDR
9/4/2023	From DRR for 9/4/2023	44,275.89		2023-09-0009	JEDR
9/5/2023	From DRR for 9/5/2023	777.49		2023-09-0011	JEDR
9/6/2023	From DRR for 9/6/2023	4,543.92		2023-09-0014	JEDR
9/6/2023	From DRR for 9/6/2023		120.79	2023-09-0014	JEDR
9/7/2023	To Rec PPE 08/21/23 - 09/03/23 Pay Date 09/08/23		486.16	2023-09-0012	JERC
9/7/2023	To Rec PPE 08/21/23 - 09/03/23 Pay Date 09/08/23		16,280.46	2023-09-0012	JERC
9/7/2023	To Rec PPE 08/21/23 - 09/03/23 Pay Date 09/08/23		52,400.06	2023-09-0012	JERC
9/7/2023	From DRR for 9/7/2023	2,935.54		2023-09-0015	JEDR
9/8/2023	From DRR for 9/8/2023	16,928.71		2023-09-0022	JEDR
9/9/2023	From DRR for 9/9/2023	12,909.79		2023-09-0023	JEDR
9/10/2023	From DRR for 9/10/2023	8,210.48		2023-09-0024	JEDR
9/11/2023	From DRR for 9/11/2023	8,707.33		2023-09-0050	JEDR
9/11/2023	From DRR for 9/11/2023		2,176.04	2023-09-0050	JEDR
9/12/2023	Check Batch 2942 09122023	61.50		2023-09-0051	PWBT
9/12/2023	Check Batch 2942 09122023		32,218.24	2023-09-0051	PWBT
9/12/2023	From DRR for 9/12/2023	5,633.10		2023-09-0064	JEDR
9/13/2023	Check #000597 TX: KANSAS DEPT OF REVENUE		567.15	2023-09-0070	PWOD
9/13/2023	Check #000598 TX: KANSAS DEPT OF REVENUE		21,042.41	2023-09-0071	PWOD
9/13/2023	Check #000599 TX: KANSAS DEPT OF REVENUE		14,420.04	2023-09-0072	PWOD
9/13/2023	From DRR for 9/13/2023	6,929.37		2023-09-0073	JEDR
9/14/2023	Check Batch 2968 09142023		1,933.00	2023-09-0074	PWBT
9/14/2023	From DRR for 9/14/2023	15,112.87		2023-09-0075	JEDR
9/15/2023	From DRR for 9/15/2023	41,693.79		2023-09-0093	JEDR
9/16/2023	From DRR for 9/16/2023	4,149.89		2023-09-0094	JEDR
9/17/2023	From DRR for 9/17/2023	25,829.13		2023-09-0095	JEDR
9/18/2023	Check #000600 HMS		546.57	2023-09-0086	PWOD
9/18/2023	Check #000601 Jac's Liquor LLC		891.75	2023-09-0087	PWOD
9/18/2023	Check #000602 JONAS CHORUM		2,648.78	2023-09-0088	PWOD
9/18/2023	Check #000603 PEPSI-COLA BOTTLING OF TOPEKA		296.50	2023-09-0089	PWOD
9/18/2023	Check #000604 SYSCO KANSAS CITY INC	92.64		2023-09-0090	PWOD
9/18/2023	Check #000604 SYSCO KANSAS CITY INC		10,123.08	2023-09-0090	PWOD
9/18/2023	Check #000605 US FOOD INC		202.39	2023-09-0091	PWOD
9/18/2023	Check #000606 US FOOD INC		97.53	2023-09-0092	PWOD
9/18/2023	From DRR for 9/18/2023	30,860.91		2023-09-0096	JEDR
9/18/2023	From DRR for 9/18/2023		0.20	2023-09-0096	JEDR
9/19/2023	From DRR for 9/19/2023	4,895.64		2023-09-0097	JEDR
9/19/2023	From DRR for 9/19/2023		430.49	2023-09-0097	JEDR
9/20/2023	From DRR for 9/20/2023	31,527.86		2023-09-0098	JEDR
9/21/2023	From DRR for 9/21/2023	9,734.42		2023-09-0101	JEDR
9/22/2023	To Rec PPE 09/04/23 - 09/17/23 Pay Date 09/22/23		419.52	2023-09-0100	JERC
9/22/2023	To Rec PPE 09/04/23 - 09/17/23 Pay Date 09/22/23		16,452.01	2023-09-0100	JERC

TOKS Associates LLC

General Ledger Activity

From 9/1/2023 to 9/30/2023 for Ledger Accounts 1005000.000 to 1005000.000

Show accounts with no activity if beginning balance is not zero

Account #	Account Name	Debit	Credit	Journal ID	Source
1005000.000	Operating Account				
9/22/2023	To Rec PPE 09/04/23 - 09/17/23 Pay Date 09/22/23		51,859.20	2023-09-0100	JERC
9/22/2023	From DRR for 9/22/2023	34,670.61		2023-09-0103	JEDR
9/23/2023	From DRR for 9/23/2023	7,924.28		2023-09-0104	JEDR
9/24/2023	From DRR for 9/24/2023	28,786.13		2023-09-0105	JEDR
9/25/2023	From DRR for 9/25/2023	5,908.05		2023-09-0106	JEDR
9/26/2023	From DRR for 9/26/2023	3,687.43		2023-09-0194	JEDR
9/27/2023	Check #000607 SYSCO KANSAS CITY INC	47.92		2023-09-0186	PWOD
9/27/2023	Check #000607 SYSCO KANSAS CITY INC		16,734.67	2023-09-0186	PWOD
9/27/2023	Check #000608 CIGNA		8,247.03	2023-09-0187	PWOD
9/27/2023	Check #000609 CITY OF TOPEKA		5,308.88	2023-09-0188	PWOD
9/27/2023	Check #000610 Crown Distribution		136.17	2023-09-0189	PWOD
9/27/2023	Check #000611 EVERGY		25,389.46	2023-09-0190	PWOD
9/27/2023	Check #000612 Expedia Group		869.68	2023-09-0191	PWOD
9/27/2023	Check #000613 KANSAS GAS SERVICE		3,911.52	2023-09-0192	PWOD
9/27/2023	Check #000614 PEPSI-COLA BOTTLING OF TOPEKA		155.06	2023-09-0193	PWOD
9/27/2023	From DRR for 9/27/2023	28,929.53		2023-09-0200	JEDR
9/28/2023	Check #000615 First Insurance Funding		12,036.35	2023-09-0196	PWOD
9/28/2023	Check #000616 US FOOD INC	0.07		2023-09-0198	PWOD
9/28/2023	Check #000616 US FOOD INC		0.07	2023-09-0198	PWOD
9/28/2023	Check Batch 2969 09282023		52,890.21	2023-09-0199	PWBT
9/28/2023	From DRR for 9/28/2023	26,415.99		2023-09-0201	JEDR
9/29/2023	Check #000617 SYSCO KANSAS CITY INC	29.88		2023-09-0210	PWOD
9/29/2023	Check #000617 SYSCO KANSAS CITY INC		10,221.87	2023-09-0210	PWOD
9/29/2023	From DRR for 9/29/2023	13,213.12		2023-09-0220	JEDR
9/30/2023	From DRR for 9/30/2023	2,611.49		2023-09-0221	JEDR
9/30/2023	To Rec CC Commission AUG		519.75	2023-09-0223	JEMN
9/30/2023	To Rec CC Commission AUG		9,434.33	2023-09-0223	JEMN
9/30/2023	To Rec Fintech Fee		41.93	2023-09-0224	JEMN
9/30/2023	To Rec UKG FEES AUG & SEP		1,091.02	2023-09-0225	JEMN
9/30/2023	To Rec UKG FEES AUG & SEP		1,222.12	2023-09-0225	JEMN
9/30/2023	To rec CC Chargeback		128.98	2023-09-0226	JEMN
9/30/2023	To Rec Line PEPCO CR	146.68		2023-09-0227	JEMN
9/30/2023	To Rec HCIL Billback Pmt	4,408.34		2023-09-0228	JEMN
9/30/2023	Void of ACH Voucher #000602	2,648.78		2023-09-0246	PWVD
9/30/2023	Check #000618 Jac's Liquor LLC		948.45	2023-09-0249	PWOD
9/30/2023	Check #000619 JONAS CHORUM		2,657.80	2023-09-0250	PWOD
9/30/2023	To Rec CC & CA Overage	0.30		2023-09-0251	JEMN
9/30/2023	To Rec CC & CA Overage	10.45		2023-09-0251	JEMN
9/30/2023	to Rec Small Variance overage	0.20		2023-09-0252	JEMN
9/30/2023	Reclassing Sun Life ACH		671.94	2023-09-0266	JEMN
	Total for Account #1005000.000	454,871.71	378,229.66		

Beginning Balance 465,609.94

Ending Balance 542,251.99

Net Change 76,642.05

TOKS Operating Account

TOKS Associates LLC

Payment Register

From 9/1/2023 to 9/30/2023

Date	Vendor	Type	Number	Amount
9/12/2023	AMERICAN SENTRY SECURITY SYSTEM, INC.	Regular	002942	3,962.56
9/12/2023	ANYTIME LABOR-KANSAS LLC	Regular	002943	1,429.64
9/12/2023	BOOKING.COM B.V.	Regular	002944	2,908.96
9/12/2023	CountryWide Enterprises Inc	Regular	002945	119.60
9/12/2023	DELUXE BRANDING MARKETING	Regular	002946	300.71
9/12/2023	VERNA DOWDING	Regular	002947	99.14
9/12/2023	FIVE DIAMOND SCREENING LLC	Regular	002948	342.80
9/12/2023	GRAINGER	Regular	002949	377.50
9/12/2023	GUEST SUPPLY	Regular	002950	54.95
9/12/2023	HD SUPPLY	Regular	002951	750.79
9/12/2023	HELMS BRISCOE PERFORMANCE GROUP INC	Regular	002952	773.50
9/12/2023	Koby, Alisha	Regular	002953	781.21
9/12/2023	LMD Associates, LLC	Regular	002954	1,836.00
9/12/2023	LOOMIS	Regular	002955	224.08
9/12/2023	LOOMIS BROS. EQUIPMENT CO.	Regular	002956	1,883.35
9/12/2023	M. BURR KEIM COMPANY	Regular	002957	125.00
9/12/2023	MATHER FLARE RENTAL INC	Regular	002958	142.16
9/12/2023	MidWest Bowlers Guild	Regular	002959	664.42
9/12/2023	Reeves-Wiedeman Company	Regular	002960	301.85
9/12/2023	RENODIS ER, LLC	Regular	002961	200.00
9/12/2023	Revmaxx, LLC	Regular	002962	1,499.00
9/12/2023	SCRUB HUB	Regular	002963	617.74
9/12/2023	STAUFFER LAWN & LANDSCAPE	Regular	002964	2,810.83
9/12/2023	THE WALDINGER CORPORATION	Regular	002965	459.27
9/12/2023	TOKS Associates LLC	Regular	002966	7,869.54
9/12/2023	WAYNE WAZLAWIK	Regular	002967	1,622.14
9/13/2023	TX: KANSAS DEPT OF REVENUE	ACH	000597	567.15
9/13/2023	TX: KANSAS DEPT OF REVENUE	ACH	000598	21,042.41
9/13/2023	TX: KANSAS DEPT OF REVENUE	ACH	000599	14,420.04
9/14/2023	TOPEKA BUSINESS IMPROVEMENT DISTRICT	Regular	002968	1,933.00
9/18/2023	HMS	ACH	000600	546.57
9/18/2023	Jac's Liquor LLC	ACH	000601	891.75
9/18/2023	JONAS CHORUM	ACH	000602	VOID
9/18/2023	PEPSI-COLA BOTTLING OF TOPEKA	ACH	000603	296.50
9/18/2023	SYSCO KANSAS CITY INC	ACH	000604	10,030.44
9/18/2023	US FOOD INC	ACH	000605	202.39
9/18/2023	US FOOD INC	ACH	000606	97.53
9/27/2023	SYSCO KANSAS CITY INC	ACH	000607	16,686.75
9/27/2023	CIGNA	ACH	000608	8,247.03
9/27/2023	CITY OF TOPEKA	ACH	000609	5,308.88
9/27/2023	Crown Distribution	ACH	000610	136.17
9/27/2023	EVERGY	ACH	000611	25,389.46
9/27/2023	Expedia Group	ACH	000612	869.68
9/27/2023	KANSAS GAS SERVICE	ACH	000613	3,911.52
9/27/2023	PEPSI-COLA BOTTLING OF TOPEKA	ACH	000614	155.06

TOKS Operating Account

TOKS Associates LLC

Payment Register

From 9/1/2023 to 9/30/2023

<u>Date</u>	<u>Vendor</u>	<u>Type</u>	<u>Number</u>	<u>Amount</u>
9/28/2023	First Insurance Funding	ACH	000615	12,036.35
9/28/2023	US FOOD INC	ACH	000616	0.00
9/28/2023	Tamara L Russell	Regular	002969	480.00
9/28/2023	AIRGAS USA LLC	Regular	002970	145.82
9/28/2023	AMBIUS(17)	Regular	002971	621.87
9/28/2023	AMERICAN SENTRY SECURITY SYSTEM, INC.	Regular	002972	1,981.28
9/28/2023	ANYTIME LABOR-KANSAS LLC	Regular	002973	9,250.72
9/28/2023	CONSOLIDATED HOSPITALITY SUPPLIES, LLC	Regular	002974	32.02
9/28/2023	CYTEK MEDIA SYSTEMS INC	Regular	002975	3,597.62
9/28/2023	VERNA DOWDING	Regular	002976	272.27
9/28/2023	ECOLAB INC	Regular	002977	2,205.28
9/28/2023	FEDEX	Regular	002978	51.51
9/28/2023	GF Recruitment	Regular	002979	450.00
9/28/2023	GRAINGER	Regular	002980	1,042.43
9/28/2023	GUEST SUPPLY	Regular	002981	1,724.16
9/28/2023	HD SUPPLY	Regular	002982	975.03
9/28/2023	Heartland Alarms	Regular	002983	2,834.35
9/28/2023	Image Print Solutions	Regular	002984	118.35
9/28/2023	J.C. EHRLICH	Regular	002985	984.15
9/28/2023	JOHN A. HAEFELE	Regular	002986	118.42
9/28/2023	Juan Lim	Regular	002987	2,431.45
9/28/2023	KONE	Regular	002988	7,589.31
9/28/2023	LIBERTY FRUIT COMPANY INC	Regular	002989	696.40
9/28/2023	LMD Associates, LLC	Regular	002990	660.00
9/28/2023	MATHER FLARE RENTAL INC	Regular	002991	142.16
9/28/2023	MIDWEST SINGLE SOURCE	Regular	002992	276.66
9/28/2023	National Purchasing Network	Regular	002993	1,095.00
9/28/2023	RESTAURANT TECHNOLOGIES INC	Regular	002994	449.11
9/28/2023	RICOH USA, INC	Regular	002995	554.60
9/28/2023	ROYAL CUP COFFEE	Regular	002996	644.58
9/28/2023	SHAWNEE COUNTY SOLID WASTE DEPT	Regular	002997	271.00
9/28/2023	SONIFI SOLUTIONS INC	Regular	002998	4,621.39
9/28/2023	STAPLES	Regular	002999	470.41
9/28/2023	Topeka Kennel Club, Inc	Regular	003000	776.05
9/28/2023	WAYNE WAZLAWIK	Regular	003001	3,221.81
9/28/2023	WW Marketing LLC	Regular	003002	2,105.00
9/29/2023	SYSCO KANSAS CITY INC	ACH	000617	10,191.99
9/30/2023	Jac's Liquor LLC	ACH	000618	948.45
9/30/2023	JONAS CHORUM	ACH	000619	2,657.80
				221,613.87

Pay Check Register
Hospitality Resources Asso.

Select: Pay Group is TOKS

Pay Period Range: 202309081 - 202309081

Employee Name	Number	Check			Pay Date	Period End Date	Shift Amount	Gross Amount	Deductions Taken	Taxes Withheld	Net Pay Amount	Direct Deposit	Check Amount
		Void	Man.	Number									
Crawford, David	000009400			49887325	9/8/2023	9/3/2023		527.73		62.56	465.17		465.17
Green, Trania A	000015200			49887326	9/8/2023	9/3/2023		148.12		11.34	136.78		136.78
James, Tre'Shawn	000015696			49887327	9/8/2023	9/3/2023		578.48		62.59	515.89		515.89
Jacobs, Terrillen	000016241			49887328	9/8/2023	9/3/2023		35.84		2.74	33.10		33.10
Renteria, Teresa	000017784			49887329	9/8/2023	9/3/2023		1,005.20		158.44	846.76		846.76
Wallick, Vincent M	000014065			49887330	9/8/2023	9/3/2023		1,290.08		224.81	1,065.27		1,065.27
Fuchs, Kyle J	000017902			49887331	9/8/2023	9/3/2023		1,049.55		164.94	884.61		884.61
Renteria Cervantes, Rene I	000017976			49887332	9/8/2023	9/3/2023		729.82		88.63	641.19		641.19
Hernandez Soto, Maria	000017977			49887333	9/8/2023	9/3/2023		480.82		53.25	427.57		427.57
Report Totals				Report Totals		9		5,845.64		829.30	5,016.34		5,016.34
													0.00

The Gross Amount column includes shift earnings.

Pay Check Register
Hospitality Resources Asso.

Select: Pay Group is TOKS

Pay Period Range: 202309221 - 202309221

Employee Name	Number	Check		Pay Date	Period End Date	Shift Amount	Gross Amount	Deductions Taken	Taxes Withheld	Net Pay Amount	Direct Deposit	Check Amount
		Void	Man. Number									
Crawford, David	000009400		50264851	9/22/2023	9/17/2023		593.64		75.73	517.91		517.91
Green, Trania A	000015200		50264852	9/22/2023	9/17/2023		53.62		4.10	49.52		49.52
James, Tre'Shawn	000015696		50264853	9/22/2023	9/17/2023		632.52		73.81	558.71		558.71
Renteria, Teresa	000017784		50264854	9/22/2023	9/17/2023		1,160.88		197.20	963.68		963.68
Fuchs, Kyle J	000017902		50264855	9/22/2023	9/17/2023		994.20		76.06	918.14		918.14
Hernandez Soto, Maria	000017977		50264856	9/22/2023	9/17/2023		434.42		42.52	391.90		391.90
Report Totals			Report Totals		6		0.00		0.00	3,399.86		3,399.86
							3,869.28		469.42		0.00	

The Gross Amount column includes shift earnings.

Date	AMEX				MC / VI						DISCOVER			
	Per Daily Report	Per Bank Statement		Variance	Per Daily Report	All CC	Per Bank Statement			Variance	Per Daily Report	Per Bank Statement		Variance
		Batch 1	Batch 2				Amex	Disc	F&B			Batch 1	Batch 2	
09/01/23	308.02			308.02	2,582.36	-	308.02	122.20		3,012.58	122.20			122.20
09/02/23	5.36			5.36	1,050.88	4,069.12	5.36	-		(3,012.88)	-			-
09/03/23	1,197.68			1,197.68	12,533.86	13,731.54	1,197.68	-		(0.00)	-			-
09/04/23	2,415.28			2,415.28	39,562.56	42,823.17	2,415.28	845.33		(0.00)	845.33			845.33
09/05/23	-			-	741.49	741.49	-	-		-	-			-
09/06/23	184.36			184.36	4,306.12	4,369.69	184.36	(120.79)		0.00	(120.79)			(120.79)
09/07/23	-			-	2,796.88	2,796.88	-	-		-	-			-
09/08/23	2,519.83			2,519.83	5,295.62	5,295.62	2,519.83	-		7,815.45	-			-
09/09/23	-			-	9,633.94	17,726.73	-	277.34		(7,815.45)	277.34			277.34
09/10/23	-			-	7,323.43	7,951.69	-	628.26		0.00	628.26			628.26
09/11/23	(2,176.04)			(2,176.04)	8,658.73	6,482.69	(2,176.04)	-		-	-			-
09/12/23	295.58			295.58	4,383.62	4,807.18	295.58	127.98		(0.00)	127.98			127.98
09/13/23	306.87			306.87	2,983.36	3,405.41	306.87	115.18		0.00	115.18			115.18
09/14/23	1,727.05			1,727.05	12,947.37	14,674.42	1,727.05	-		0.00	-			-
09/15/23	3,693.04			3,693.04	37,102.42	37,102.42	3,693.04	-		40,795.46	-			-
09/16/23	-			-	3,365.70	44,161.16	-	-		(40,795.46)	-			-
09/17/23	657.37			657.37	20,844.97	24,980.45	657.37	3,478.11		0.00	3,478.11			3,478.11
09/18/23	20,532.46			20,532.46	1,360.60	21,893.06	20,532.46	-		(0.00)	-			-
09/19/23	(430.49)			(430.49)	4,175.88	4,426.03	(430.49)	680.64		0.00	680.64			680.64
09/20/23	90.60			90.60	31,057.68	31,148.28	90.60	-		0.00	-			-
09/21/23	-			-	9,082.73	9,082.73	-	-		-	-			-
09/22/23	632.65			632.65	32,339.56	32,339.56	632.65	793.51		33,765.72	793.51			793.51
09/23/23	1,469.49			1,469.49	4,665.57	39,900.78	1,469.49	-		(33,765.72)	-			-
09/24/23	451.76			451.76	24,980.12	26,433.25	451.76	1,001.37	-	(0.00)	1,001.37			1,001.37
09/25/23	333.10			333.10	5,220.92	5,554.02	333.10	-		(0.00)	-			-
09/26/23	-			-	1,657.84	1,657.84	-	-		0.00	-			-
09/27/23	2,708.98			2,708.98	19,761.43	22,845.55	2,708.98	375.14		0.00	375.14			375.14
09/28/23	450.15			450.15	25,421.36	25,421.36	450.15	-		25,871.51	-			-
09/29/23	1,554.43			1,554.43	11,463.13	11,463.13	1,554.43	-		13,017.56	-			-
09/30/23	-			-	2,349.82	2,349.82	-	-		2,349.82	-			-
10/01/23	-			-	-	-	-	-		-	-			-
Totals	38,927.53	-	-	38,927.53	349,649.95	355,663.16	38,927.53	8,324.27	-	41,238.59	8,324.27	-	-	8,324.27

TOKS Associates LLC
dba Hotel Topeka

Period : **Sep-20**

Prepared by :

Daily Credit Card Reconciliation - **AMEX**

Date	AMEX	Transmittals			Difference	
		VIMC	DISCOVER	Bstch 1		
09/01/23					-	
09/02/23	26.24	175.32		207.06	(5.50)	
09/03/23		69.60		69.60	0.00	
09/04/23		111.16		111.16	-	
09/05/23					-	
09/06/23		15.12		15.12	0.00	
09/07/23		113.30		113.30	-	
09/08/23		1,034.58			1,034.58	
09/09/23	15.00	2,219.69	78.73	3,348.00	(1,034.58)	
09/10/23	39.37	58.12	26.24	123.73	0.00	
09/11/23					-	
09/12/23	42.09	664.86		711.90	(4.95)	
09/13/23	19.94	182.00		215.06	(13.12)	
09/14/23	52.49	343.73		383.10	13.12	
09/15/23		566.23			566.23	
09/16/23	57.49	372.51	16.12	1,012.35	(566.23)	
09/17/23		305.85		305.85	-	
09/18/23					-	
09/19/23		38.12		38.12	-	
09/20/23		322.42		322.42	-	
09/21/23	15.12	514.86	30.00	559.98	-	
09/22/23	32.24	705.16	15.12		752.52	
09/23/23	39.37	955.89	68.60	1,816.38	(752.52)	
09/24/23	26.24	695.65	58.48	780.37	-	
09/25/23		254.00		254.00	-	
09/26/23		373.84		373.84	0.00	
09/27/23		428.87		428.87	-	
09/28/23		145.98			145.98	
09/29/23		104.10	20.12		124.22	
09/30/23		104.03	41.24		145.27	
10/01/23					-	
Totals	365.59	10,874.99	354.65	11,190.21	-	405.02

TOKS Associates LLC
 dba Hotel Topeka
 Daily Cash Deposits

10/3/23 8:40 AM

Period : Sep-23

CASH RECEIPTS					
Date	Per Daily Report	O/S	Per Bank Statement		Variance
			Deposit 1	Deposit 2	
09/01/23	770.14	-	770.14		-
09/02/23	201.67	-	201.67		0.00
09/03/23	578.86	-	578.86		-
09/04/23	1,341.56	-	1,341.56		-
09/05/23	36.00	-	36.00		-
09/06/23	38.32	-	38.32		-
09/07/23	25.36	-	25.36		-
09/08/23	8,078.68	-	8,078.68		(0.00)
09/09/23	685.09	-	685.09		-
09/10/23	135.06	-	135.06		-
09/11/23	48.60	-	48.60		-
09/12/23	118.97	-	118.97		-
09/13/23	3,322.02	-	3,322.02		-
09/14/23	42.23	-	42.23		0.00
09/15/23	332.10	-	332.10		-
09/16/23	338.07	-	106.14	231.93	-
09/17/23	542.83	-	542.83		-
09/18/23	8,967.85	-	8,967.85		-
09/19/23	1.00	-	1.00		-
09/20/23	57.16	-	57.16		0.00
09/21/23	91.71	-	91.71		0.00
09/22/23	152.37	-	152.37		-
09/23/23	725.36	-	725.36		-
09/24/23	1,572.51	-	1,572.51		-
09/25/23	100.03	-			100.03
09/26/23	1,655.75	-			1,655.75
09/27/23	5,655.11	-			5,655.11
09/28/23	398.50	-			398.50
09/29/23	71.34	-			71.34
09/30/23	116.40	-			116.40
10/01/23		-			-
Totals	36,200.65	-		231.93	7,997.13

TOKS Associates LLC
dba Hotel Topeka at City Center

AR Guest Ledger
Period: 09/30/2023

Account # 1100000.00

Amount	General Ledger
	11,217.43

Detail Listing Attached:

In House	\$	11,217.43
Groups	\$	-
House Accounts	\$	-
Inactive Accounts	\$	-
Total	\$	11,217.43

Reconciled Balances @ 09/30/2023

11,217.43

11,217.43

Variance

0.00

Guest Ledger Report

Include: In-House Guest, Group, House, Inactive, Zero-Balance

Hotel Topeka at City Center

Business Date: Saturday, September 30, 2023

Printed Date: Sunday, October 1, 2023 4:03:20 AM

Guest Accounts

Folio Number	Confirmation Number	Room Number	Name	Folio	Opening Balance	Room Revenue (Net)	Tax	Other Revenue (Net)	Payments	Closing Balance	Credit Limit	Over Limit	Pay By
567527	382073	207	MASONER, RICH	A	(\$114.88)	\$97.74	\$17.14	\$0.00	\$0.00	\$0.00	\$0.00	\$0.00	MC
566258	380901	208	Moss, nicole	A	\$418.85	\$139.00	\$23.89	\$0.00	\$0.00	\$581.74	\$581.74	\$0.00	VI
567505	382054	210	Benes, Susan	A	\$511.92	\$144.00	\$24.70	\$0.00	\$0.00	\$680.62	\$680.62	\$0.00	VI
567991	382495	214	Kuczkowski, Joseph	A	\$0.00	\$159.00	\$27.16	\$0.00	\$0.00	\$186.16	\$236.16	\$0.00	VI
567950	382464	215	Grier, Alexandria	A	\$0.00	\$86.39	\$15.29	\$0.00	(\$101.68)	\$0.00	\$0.00	\$0.00	CA
567666	382208	216	Mcconnell, David	A	\$0.00	\$98.00	\$17.18	\$0.00	\$0.00	\$115.18	\$115.18	\$0.00	VI
567710	382252	217	Davis, Charles	A	(\$89.96)	\$76.32	\$13.64	\$0.00	\$0.00	\$0.00	\$0.00	\$0.00	CA
567912	382432	218	GUEARY, LARRY	A	(\$98.26)	\$83.46	\$14.80	\$0.00	\$0.00	\$0.00	\$0.00	\$0.00	CA
567361	381929	219	Ruffolo, Russell	B	\$0.00	\$0.00	\$12.26	\$75.00	\$0.00	\$87.26	\$87.26	\$0.00	VI
567361	381929	219	Ruffolo, Russell	A	\$0.00	\$82.46	\$14.64	\$0.00	(\$97.10)	\$0.00	\$0.00	\$0.00	CA
567440	382001	221	GRIGGS, CARSON	B	\$87.26	\$0.00	\$0.00	\$0.00	\$0.00	\$87.26	\$87.26	\$0.00	MC
567440	382001	221	GRIGGS, CARSON	A	\$296.68	\$144.00	\$24.70	\$0.00	\$0.00	\$465.38	\$465.38	\$0.00	VI
567056	381646	222	Armstrong, Kimberly	A	\$168.69	\$79.50	\$14.16	\$0.00	\$0.00	\$262.35	\$262.35	\$0.00	MC
567503	382052	224	Bunten, William	A	\$1,417.20	\$100.50	\$17.60	\$0.00	\$0.00	\$1,535.30	\$1,653.40	\$0.00	VI
567988	382492	225	sens, david	A	\$0.00	\$79.27	\$14.12	\$0.00	\$0.00	\$93.39	\$93.39	\$0.00	MC
567987	382491	226	Galt, Sarah	A	\$0.00	\$98.00	\$17.18	\$0.00	\$0.00	\$115.18	\$115.18	\$0.00	VI
567983	382487	227	Fluto, Eben	A	\$0.00	\$78.27	\$13.96	\$0.00	(\$92.23)	\$0.00	\$0.00	\$0.00	CA
567990	382494	228	LATKA, JOSEPH	A	\$0.00	\$79.27	\$14.12	\$0.00	\$0.00	\$93.39	\$93.39	\$0.00	MC
566661	381273	229	Clark, Todd	A	\$0.00	\$98.00	\$17.18	\$0.00	\$0.00	\$115.18	\$165.18	\$0.00	VI
567986	382490	232	POGGEMEYER, TERESA	A	\$0.00	\$80.76	\$14.36	\$0.00	(\$95.12)	\$0.00	\$0.00	\$0.00	CA
567985	382489	233	VIOX, ALAN	A	\$0.00	\$81.76	\$14.52	\$0.00	\$0.00	\$96.28	\$96.28	\$0.00	MC
566007	380662	234	Flodman, Melissa	A	\$0.00	\$101.68	\$17.79	\$0.00	\$0.00	\$119.47	\$234.16	\$0.00	MC
566008	380663	235	Flodman, Elijah	A	\$0.00	\$101.68	\$17.79	\$0.00	\$0.00	\$119.47	\$234.16	\$0.00	MC
565717	380389	236	Cofran, Jerri	A	\$123.33	\$105.00	\$18.33	\$0.00	\$0.00	\$246.66	\$246.66	\$0.00	VI
565672	380345	237	Thompson, Stephen	A	\$123.33	\$105.00	\$18.33	\$6.50	\$0.00	\$253.16	\$253.16	\$0.00	MC
567706	382248	302	Hinton, Mark	A	(\$124.57)	\$106.07	\$18.50	\$0.00	\$0.00	\$0.00	\$0.00	\$0.00	CA
565755	380424	318	Anderson, Mark	B	\$0.00	\$0.00	\$0.00	\$3.68	\$0.00	\$3.68	\$50.00	\$0.00	MC
565755	380424	318	Anderson, Mark	A	\$246.66	\$105.00	\$18.33	\$0.00	\$0.00	\$369.99	\$369.99	\$0.00	VI

Guest Ledger Report

Include: In-House Guest, Group, House, Inactive, Zero-Balance

Folio Number	Confirmation Number	Room Number	Name	Folio	Opening Balance	Room Revenue (Net)	Tax	Other Revenue (Net)	Payments	Closing Balance	Credit Limit	Over Limit	Pay By
567842	382370	324	Pollard, Charlie	A	\$436.30	\$144.00	\$24.70	\$0.00	\$0.00	\$605.00	\$605.00	\$0.00	VI
567704	382246	325	Coughlin, Paul	A	\$0.00	\$98.00	\$17.18	\$0.00	\$0.00	\$115.18	\$165.18	\$0.00	VI
567552	382098	326	Gonzalez, Iris	A	\$0.00	\$98.00	\$17.18	\$0.00	\$0.00	\$115.18	\$165.18	\$0.00	VI
565756	380425	327	Anderson, Mark	A	\$246.66	\$105.00	\$18.33	\$20.05	\$0.00	\$390.04	\$493.32	\$0.00	VI
567982	382486	328	PADILLA-ELIOT, JANICE	A	\$0.00	\$78.27	\$13.96	\$0.00	(\$92.23)	\$0.00	\$0.00	\$0.00	CA
567155	381737	329	Graff, Brandon	A	\$0.00	\$98.00	\$17.18	\$0.00	\$0.00	\$115.18	\$115.18	\$0.00	VI
567487	382039	330	Chrisandra, Porter	A	\$115.18	\$98.00	\$17.18	\$0.00	\$0.00	\$230.36	\$230.36	\$0.00	MC
566663	381275	402	Deming, Christopher	A	\$0.00	\$98.00	\$17.18	\$0.00	\$0.00	\$115.18	\$165.18	\$0.00	VI
565322	380003	417	Hart, George	A	\$216.40	\$92.00	\$16.20	\$0.00	\$0.00	\$324.60	\$324.60	\$0.00	MC
567881	382403	418	Nolan, Lyndsey	A	\$0.00	\$98.00	\$17.18	\$0.00	\$0.00	\$115.18	\$115.18	\$0.00	VI
567971	382480	424	Bay, Nathan	A	\$0.00	\$92.25	\$16.25	\$0.00	(\$108.50)	\$0.00	\$0.00	\$0.00	CA
567913	382433	428	Zabel, Melanie A	A	(\$104.36)	\$88.70	\$15.66	\$0.00	\$0.00	\$0.00	\$0.00	\$0.00	CA
567854	382376	430	Robinette, Michael	A	\$0.00	\$98.00	\$17.18	\$4.36	\$0.00	\$119.54	\$165.18	\$0.00	VI
566397	381028	436	Wyatt, Nancy	A	\$360.67	\$105.00	\$18.33	\$0.00	\$0.00	\$484.00	\$534.00	\$0.00	MC
567556	382102	514	Irvin, Charles	B	\$13.12	\$0.00	\$0.00	\$10.00	\$0.00	\$23.12	\$50.00	\$0.00	AX
567556	382102	514	Irvin, Charles	A	\$236.18	\$111.75	\$19.43	\$0.00	\$0.00	\$367.36	\$367.36	\$0.00	AX
566619	381236	518	Christenson, Sarah	A	(\$99.61)	\$84.62	\$14.99	\$0.00	\$0.00	\$0.00	\$0.00	\$0.00	CA
567555	382101	520	Irvin, Charles	B	\$26.24	\$0.00	\$0.00	\$0.00	\$0.00	\$26.24	\$50.00	\$0.00	AX
567555	382101	520	Irvin, Charles	A	\$236.18	\$111.75	\$19.43	\$0.00	\$0.00	\$367.36	\$367.36	\$0.00	AX
567938	382452	524	Swartz, Rebekah	A	\$138.45	\$118.00	\$20.45	\$0.00	\$0.00	\$276.90	\$324.61	\$0.00	MC
566259	380902	529	Allen, Jeff	B	\$4.36	\$0.00	\$0.00	\$0.00	\$0.00	\$4.36	\$50.00	\$0.00	MC
566259	380902	529	Allen, Jeff	A	\$139.62	\$119.00	\$20.62	\$0.00	\$0.00	\$279.24	\$279.24	\$0.00	VI
566514	381137	531	Rasico, Robert	A	(\$88.03)	\$74.66	\$13.37	\$0.00	\$0.00	\$0.00	\$0.00	\$0.00	CA
567940	382454	617	Robinson, Elizabeth	A	(\$83.53)	\$70.79	\$12.74	\$0.00	\$0.00	\$0.00	\$0.00	\$0.00	MC
567181	381761	624	Unsel, Steve	A	\$0.00	\$98.00	\$17.18	\$0.00	\$0.00	\$115.18	\$115.18	\$0.00	MC
566732	381343	625	Barnes, Ryan	A	\$0.00	\$98.00	\$17.18	\$0.00	\$0.00	\$115.18	\$115.18	\$0.00	VI
567967	382476	626	Campos, Dawn	A	\$0.00	\$98.00	\$17.18	\$0.00	\$0.00	\$115.18	\$165.18	\$0.00	VI
566662	381274	629	Undercuffer, Darren	A	\$0.00	\$98.00	\$17.18	\$1.50	\$0.00	\$116.68	\$116.68	\$0.00	VI
567512	382061	630	Salsbury, Brandon	A	\$0.00	\$98.00	\$17.18	\$0.00	\$0.00	\$115.18	\$115.18	\$0.00	MC
567043	381634	716	WILLIAMS, HAROLD	A	(\$98.26)	\$83.46	\$14.80	\$0.00	\$0.00	\$0.00	\$0.00	\$0.00	CA
565307	379991	719	Ellis, Deanna	A	\$115.18	\$98.00	\$17.18	\$0.00	\$0.00	\$230.36	\$230.36	\$0.00	VI
567992	382496	720	Akins, Christopher	A	\$0.00	\$259.00	\$43.51	\$0.00	\$0.00	\$302.51	\$352.51	\$0.00	VI
566116	380765	739	SKOOG, ERIC	A	\$237.34	\$144.00	\$24.70	\$0.00	\$0.00	\$406.04	\$406.04	\$0.00	VI

Guest Ledger Report

Include: In-House Guest, Group, House, Inactive, Zero-Balance

Folio Number	Confirmation Number	Room Number	Name	Folio	Opening Balance	Room Revenue (Net)	Tax	Other Revenue (Net)	Payments	Closing Balance	Credit Limit	Over Limit	Pay By
Totals					\$5,014.34	\$5,666.38	\$1,002.48	\$121.09	(\$586.86)	\$11,217.43			

Group Accounts

Folio Number	Confirmation Number	Room Number	Name	Folio	Opening Balance	Room Revenue (Net)	Tax	Other Revenue (Net)	Payments	Closing Balance	Credit Limit	Over Limit	Pay By
556476	371942		108th Co-Alpha	A	\$0.00	\$0.00	\$0.00	\$0.00	\$0.00	\$0.00	\$0.00	\$0.00	DB
553850	369468		108th Co-Alpha	A	\$0.00	\$0.00	\$0.00	\$0.00	\$0.00	\$0.00	\$0.00	\$0.00	CA
536664	352723		190th KSANG Dining Out	A	\$0.00	\$0.00	\$0.00	\$0.00	\$0.00	\$0.00	\$0.00	\$0.00	CA
508782	327844		2022 KDOT/ACEC Kansas Partering Conference	A	\$0.00	\$0.00	\$0.00	\$0.00	\$0.00	\$0.00	\$0.00	\$0.00	CA
535291	351440		2022 KSHSAA Game Day Spirit	A	\$0.00	\$0.00	\$0.00	\$0.00	\$0.00	\$0.00	\$0.00	\$0.00	CA
534062	350282		2023 Annual Communication	A	\$0.00	\$0.00	\$0.00	\$0.00	\$0.00	\$0.00	\$0.00	\$0.00	CA
528153	344715		2023 KACRAO Conference	A	\$0.00	\$0.00	\$0.00	\$0.00	\$0.00	\$0.00	\$0.00	\$0.00	CA
495739	327875		2023 KAT Convention - Kansas Association of Taxidermists	A	\$0.00	\$0.00	\$0.00	\$0.00	\$0.00	\$0.00	\$0.00	\$0.00	CA
527798	344397		2023 KEEN Conference	A	\$0.00	\$0.00	\$0.00	\$0.00	\$0.00	\$0.00	\$0.00	\$0.00	CA
560930	375878		35th MP Lodging	A	\$0.00	\$0.00	\$0.00	\$0.00	\$0.00	\$0.00	\$0.00	\$0.00	CA
564844	379557		40th Highland Park Reunion	A	\$0.00	\$0.00	\$0.00	\$0.00	\$0.00	\$0.00	\$0.00	\$0.00	CA
558403	373596		A.Co 108thAVN	A	\$0.00	\$0.00	\$0.00	\$0.00	\$0.00	\$0.00	\$0.00	\$0.00	DB
559678	374747		A.Co 1-108th AVN	A	\$0.00	\$0.00	\$0.00	\$0.00	\$0.00	\$0.00	\$0.00	\$0.00	CA
562752	377586		ACMHCK Conference for Behavioral Health 23	A	\$0.00	\$0.00	\$0.00	\$0.00	\$0.00	\$0.00	\$0.00	\$0.00	CA
558112	373329		Advisory Council Meeting	A	\$0.00	\$0.00	\$0.00	\$0.00	\$0.00	\$0.00	\$0.00	\$0.00	CA
540515	356294		AE Year End Party	A	\$0.00	\$0.00	\$0.00	\$0.00	\$0.00	\$0.00	\$0.00	\$0.00	CA
537103	353139		AgriSompo North America	A	\$0.00	\$0.00	\$0.00	\$0.00	\$0.00	\$0.00	\$0.00	\$0.00	CA
537098	353134		Ainsley's High School Graduation	A	\$0.00	\$0.00	\$0.00	\$0.00	\$0.00	\$0.00	\$0.00	\$0.00	MC
538902	354821		Amariona Heard Quinceanera	A	\$0.00	\$0.00	\$0.00	\$0.00	\$0.00	\$0.00	\$0.00	\$0.00	VI
524893	341651		American Bullmastiff Association National Specialty	A	\$0.00	\$0.00	\$0.00	\$0.00	\$0.00	\$0.00	\$0.00	\$0.00	CA
525763	342464		American Whippet Club 36th National	A	\$0.00	\$0.00	\$0.00	\$0.00	\$0.00	\$0.00	\$0.00	\$0.00	CA
557277	372705		An Evening For a Child	A	\$0.00	\$0.00	\$0.00	\$0.00	\$0.00	\$0.00	\$0.00	\$0.00	CA
537876	353872		Assistive Technology for Kansans	A	\$0.00	\$0.00	\$0.00	\$0.00	\$0.00	\$0.00	\$0.00	\$0.00	DB
535710	351828		Blaauw Keller Wedding Block	A	\$0.00	\$0.00	\$0.00	\$0.00	\$0.00	\$0.00	\$0.00	\$0.00	CA
510276	327848		Blizzard Bash 2022	A	\$0.00	\$0.00	\$0.00	\$0.00	\$0.00	\$0.00	\$0.00	\$0.00	CA
560172	375187		Brack Siblings Reunion	A	\$0.00	\$0.00	\$0.00	\$0.00	\$0.00	\$0.00	\$0.00	\$0.00	CA
562399	377255		Butler County Bruins	A	\$0.00	\$0.00	\$0.00	\$0.00	\$0.00	\$0.00	\$0.00	\$0.00	CA

Guest Ledger Report

Include: In-House Guest, Group, House, Inactive, Zero-Balance

Folio Number	Confirmation Number	Room Number	Name	Folio	Opening Balance	Room Revenue (Net)	Tax	Other Revenue (Net)	Payments	Closing Balance	Credit Limit	Over Limit	Pay By
561223	376152		CAF Reunion	A	\$0.00	\$0.00	\$0.00	\$0.00	\$0.00	\$0.00	\$0.00	\$0.00	CA
526585	343252		Capital Carnage 2023	A	\$0.00	\$0.00	\$0.00	\$0.00	\$0.00	\$0.00	\$0.00	\$0.00	CA
538163	354133		Capital City Cluster 2023	A	\$0.00	\$0.00	\$0.00	\$0.00	\$0.00	\$0.00	\$0.00	\$0.00	CA
558581	373746		Capital City Futurity 2023	A	\$0.00	\$0.00	\$0.00	\$0.00	\$0.00	\$0.00	\$0.00	\$0.00	CA
560344	375340		Carlson Financial	A	\$0.00	\$0.00	\$0.00	\$0.00	\$0.00	\$0.00	\$0.00	\$0.00	CA
555448	370960		Championship Productions Inc	A	\$0.00	\$0.00	\$0.00	\$0.00	\$0.00	\$0.00	\$0.00	\$0.00	CA
564784	379498		Cheri Gregg	A	\$0.00	\$0.00	\$0.00	\$0.00	\$0.00	\$0.00	\$0.00	\$0.00	CA
565665	380338		Cheyenne Mountain High School-Rooming Lists	A	\$0.00	\$0.00	\$0.00	\$0.00	\$0.00	\$0.00	\$0.00	\$0.00	AX
536480	352548		Christian Science Assn	A	\$0.00	\$0.00	\$0.00	\$0.00	\$0.00	\$0.00	\$0.00	\$0.00	CA
560090	375120		Cider Day Courtesy Room Block 2023	A	\$0.00	\$0.00	\$0.00	\$0.00	\$0.00	\$0.00	\$0.00	\$0.00	CA
542816	358486		Club North Swim Team Group Block	A	\$0.00	\$0.00	\$0.00	\$0.00	\$0.00	\$0.00	\$0.00	\$0.00	CA
542815	358485		Club North Swim Team Group Block	A	\$0.00	\$0.00	\$0.00	\$0.00	\$0.00	\$0.00	\$0.00	\$0.00	CA
555278	370807		Country Stampede Group Block	A	\$0.00	\$0.00	\$0.00	\$0.00	\$0.00	\$0.00	\$0.00	\$0.00	CA
561899	376785		Dirtbags Baseball	A	\$0.00	\$0.00	\$0.00	\$0.00	\$0.00	\$0.00	\$0.00	\$0.00	CA
543209	358853		Dodge City Nights 2023	A	\$0.00	\$0.00	\$0.00	\$0.00	\$0.00	\$0.00	\$0.00	\$0.00	CA
560933	375881		Dutch Bros.	A	\$0.00	\$0.00	\$0.00	\$0.00	\$0.00	\$0.00	\$0.00	\$0.00	CA
534559	350754		EDOK 2022	A	\$0.00	\$0.00	\$0.00	\$0.00	\$0.00	\$0.00	\$0.00	\$0.00	CA
566844	381449		Evergy	A	\$0.00	\$0.00	\$0.00	\$0.00	\$0.00	\$0.00	\$0.00	\$0.00	CA
561280	376205		Fiesta Topeka 2023	A	\$0.00	\$0.00	\$0.00	\$0.00	\$0.00	\$0.00	\$0.00	\$0.00	CA
560343	375339		Flanagan Graduation Party	A	\$0.00	\$0.00	\$0.00	\$0.00	\$0.00	\$0.00	\$0.00	\$0.00	CA
537400	353417		Frontier Farm Credit Growing	A	\$0.00	\$0.00	\$0.00	\$0.00	\$0.00	\$0.00	\$0.00	\$0.00	CA
541672	357386		G Co 1-111th JAN	A	\$0.00	\$0.00	\$0.00	\$0.00	\$0.00	\$0.00	\$0.00	\$0.00	DB
560235	375243		Giddy Up N Go Cluster- Attendee	A	\$0.00	\$0.00	\$0.00	\$0.00	\$0.00	\$0.00	\$0.00	\$0.00	CA
560819	375776		Gleason/Swanson Wedding Block	A	\$0.00	\$0.00	\$0.00	\$0.00	\$0.00	\$0.00	\$0.00	\$0.00	CA
534454	350651		Gomez Manis Wedding Block	A	\$0.00	\$0.00	\$0.00	\$0.00	\$0.00	\$0.00	\$0.00	\$0.00	CA
564374	379110		Gordon/Becker Wedding Party	A	\$0.00	\$0.00	\$0.00	\$0.00	\$0.00	\$0.00	\$0.00	\$0.00	CA
559207	374319		Harvey Wedding Party	A	\$0.00	\$0.00	\$0.00	\$0.00	\$0.00	\$0.00	\$0.00	\$0.00	CA
535530	351657		Heartland Family History Conference	A	\$0.00	\$0.00	\$0.00	\$0.00	\$0.00	\$0.00	\$0.00	\$0.00	CA
541011	356767		Highland Park School Air Force JROTC	A	\$0.00	\$0.00	\$0.00	\$0.00	\$0.00	\$0.00	\$0.00	\$0.00	CA
561977	376861		Hitmen Baseball	A	\$0.00	\$0.00	\$0.00	\$0.00	\$0.00	\$0.00	\$0.00	\$0.00	CA
535526	351653		Home Depot Holiday Party	A	\$0.00	\$0.00	\$0.00	\$0.00	\$0.00	\$0.00	\$0.00	\$0.00	CA
538165	354135		Hoosier Arenacross Nationals	A	\$0.00	\$0.00	\$0.00	\$0.00	\$0.00	\$0.00	\$0.00	\$0.00	CA
559931	374979		Huff-N-Puff 48th Annual Balloon Party	A	\$0.00	\$0.00	\$0.00	\$0.00	\$0.00	\$0.00	\$0.00	\$0.00	CA

Guest Ledger Report

Include: In-House Guest, Group, House, Inactive, Zero-Balance

Folio Number	Confirmation Number	Room Number	Name	Folio	Opening Balance	Room Revenue (Net)	Tax	Other Revenue (Net)	Payments	Closing Balance	Credit Limit	Over Limit	Pay By
558709	373852		Impala SS Clubs of America Directors	A	\$0.00	\$0.00	\$0.00	\$0.00	\$0.00	\$0.00	\$0.00	\$0.00	CA
558707	373850		Impala SS Clubs of America Participants	A	\$0.00	\$0.00	\$0.00	\$0.00	\$0.00	\$0.00	\$0.00	\$0.00	CA
560345	375341		It Takes a Village	A	\$0.00	\$0.00	\$0.00	\$0.00	\$0.00	\$0.00	\$0.00	\$0.00	CA
555441	370953		Jepson/Miller Wedding Party	A	\$0.00	\$0.00	\$0.00	\$0.00	\$0.00	\$0.00	\$0.00	\$0.00	CA
538099	354080		Johns Hash Wedding Block	A	\$0.00	\$0.00	\$0.00	\$0.00	\$0.00	\$0.00	\$0.00	\$0.00	CA
541137	356879		Johnsonville Winter Party	A	\$0.00	\$0.00	\$0.00	\$0.00	\$0.00	\$0.00	\$0.00	\$0.00	CA
538105	354086		Joint Table Lodge	A	\$0.00	\$0.00	\$0.00	\$0.00	\$0.00	\$0.00	\$0.00	\$0.00	CA
561288	376213		Joscelyne & Gabe Dunn Wedding Party	A	\$0.00	\$0.00	\$0.00	\$0.00	\$0.00	\$0.00	\$0.00	\$0.00	CA
567313	381883		Judith Nagy Memorial	A	\$0.00	\$0.00	\$0.00	\$0.00	\$0.00	\$0.00	\$0.00	\$0.00	CA
532486	348810		Junior Achievement of KS	A	\$0.00	\$0.00	\$0.00	\$0.00	\$0.00	\$0.00	\$0.00	\$0.00	CA
554454	370047		Kansas 4H Citizenship in Action 2023	A	\$0.00	\$0.00	\$0.00	\$0.00	\$0.00	\$0.00	\$0.00	\$0.00	DB
540893	356661		Kansas Association of Counties	A	\$0.00	\$0.00	\$0.00	\$0.00	\$0.00	\$0.00	\$0.00	\$0.00	CA
500741	327882		Kansas Association of Directors of Plant Facilities	A	\$0.00	\$0.00	\$0.00	\$0.00	\$0.00	\$0.00	\$0.00	\$0.00	CA
561300	376225		Kansas Conference on Poverty 2023	A	\$0.00	\$0.00	\$0.00	\$0.00	\$0.00	\$0.00	\$0.00	\$0.00	CA
540144	355975		Kansas Electric Cooperatives	A	\$0.00	\$0.00	\$0.00	\$0.00	\$0.00	\$0.00	\$0.00	\$0.00	CA
553952	369562		Kansas Federation of Republican Women 2023	A	\$0.00	\$0.00	\$0.00	\$0.00	\$0.00	\$0.00	\$0.00	\$0.00	CA
541550	357267		Kansas Groundwaters	A	\$0.00	\$0.00	\$0.00	\$0.00	\$0.00	\$0.00	\$0.00	\$0.00	DB
562970	377782		Kansas Katz Cat Club	A	\$0.00	\$0.00	\$0.00	\$0.00	\$0.00	\$0.00	\$0.00	\$0.00	CA
541129	356871		Kansas Legislative Policy Group 23	A	\$0.00	\$0.00	\$0.00	\$0.00	\$0.00	\$0.00	\$0.00	\$0.00	CA
522876	339746		Kansas Museum Assn	A	\$0.00	\$0.00	\$0.00	\$0.00	\$0.00	\$0.00	\$0.00	\$0.00	CA
566368	380999		Kansas National Barrel Horse Association 2023	A	\$0.00	\$0.00	\$0.00	\$0.00	\$0.00	\$0.00	\$0.00	\$0.00	CA
530380	346798		Kansas Opioid Conference	A	\$0.00	\$0.00	\$0.00	\$0.00	\$0.00	\$0.00	\$0.00	\$0.00	CA
535579	351705		Kansas Quarter Horse	A	\$0.00	\$0.00	\$0.00	\$0.00	\$0.00	\$0.00	\$0.00	\$0.00	CA
541191	356929		Kansas Republican Party Convention 2023	A	\$0.00	\$0.00	\$0.00	\$0.00	\$0.00	\$0.00	\$0.00	\$0.00	CA
557500	372874		KCBS Rep Group	A	\$0.00	\$0.00	\$0.00	\$0.00	\$0.00	\$0.00	\$0.00	\$0.00	CA
538114	354095		KCCEOA 2023 Annual Spring Meeting	A	\$0.00	\$0.00	\$0.00	\$0.00	\$0.00	\$0.00	\$0.00	\$0.00	CA
559617	374688		KEDA Fall Conference	A	\$0.00	\$0.00	\$0.00	\$0.00	\$0.00	\$0.00	\$0.00	\$0.00	CA
529270	345767		KEDA Legislative Day	A	\$0.00	\$0.00	\$0.00	\$0.00	\$0.00	\$0.00	\$0.00	\$0.00	CA
566631	381243		Khaki Ball	A	\$0.00	\$0.00	\$0.00	\$0.00	\$0.00	\$0.00	\$0.00	\$0.00	CA
527104	343745		Kinney Kramer Wedding Block	A	\$0.00	\$0.00	\$0.00	\$0.00	\$0.00	\$0.00	\$0.00	\$0.00	CA
537857	353854		KMBC Attendees	A	\$0.00	\$0.00	\$0.00	\$0.00	\$0.00	\$0.00	\$0.00	\$0.00	CA
537856	353853		KMBC Vendors	A	\$0.00	\$0.00	\$0.00	\$0.00	\$0.00	\$0.00	\$0.00	\$0.00	CA
499409	327877		KMCA Safety Banquet 2023	A	\$0.00	\$0.00	\$0.00	\$0.00	\$0.00	\$0.00	\$0.00	\$0.00	CA

Guest Ledger Report

Include: In-House Guest, Group, House, Inactive, Zero-Balance

Folio Number	Confirmation Number	Room Number	Name	Folio	Opening Balance	Room Revenue (Net)	Tax	Other Revenue (Net)	Payments	Closing Balance	Credit Limit	Over Limit	Pay By
499732	327881		KMCA Truck Driving Championship 2023	A	\$0.00	\$0.00	\$0.00	\$0.00	\$0.00	\$0.00	\$0.00	\$0.00	CA
498909	327879		Knights of Columbus 2023	A	\$0.00	\$0.00	\$0.00	\$0.00	\$0.00	\$0.00	\$0.00	\$0.00	CA
537324	353345		Kruger 20th Wedding Renewal	A	\$0.00	\$0.00	\$0.00	\$0.00	\$0.00	\$0.00	\$0.00	\$0.00	VI
479499	327854		KS Association of Realtors Capitol Conference 2023	A	\$0.00	\$0.00	\$0.00	\$0.00	\$0.00	\$0.00	\$0.00	\$0.00	CA
537417	353431		KS Choral Directors Assn	A	\$0.00	\$0.00	\$0.00	\$0.00	\$0.00	\$0.00	\$0.00	\$0.00	CA
532276	348614		KS Counseling Assn	A	\$0.00	\$0.00	\$0.00	\$0.00	\$0.00	\$0.00	\$0.00	\$0.00	CA
560346	375342		KS Digital Summit	A	\$0.00	\$0.00	\$0.00	\$0.00	\$0.00	\$0.00	\$0.00	\$0.00	CA
497059	327876		KS Future Business Leaders 2023	A	\$0.00	\$0.00	\$0.00	\$0.00	\$0.00	\$0.00	\$0.00	\$0.00	CA
557068	372510		KS Hunter Jumper Assn	A	\$0.00	\$0.00	\$0.00	\$0.00	\$0.00	\$0.00	\$0.00	\$0.00	CA
563187	377979		KS Hunter Jumper Assoc	A	\$0.00	\$0.00	\$0.00	\$0.00	\$0.00	\$0.00	\$0.00	\$0.00	CA
536422	352494		KS Livestock Assn	A	\$0.00	\$0.00	\$0.00	\$0.00	\$0.00	\$0.00	\$0.00	\$0.00	CA
537074	353112		KS Mission of Mercy	A	\$0.00	\$0.00	\$0.00	\$0.00	\$0.00	\$0.00	\$0.00	\$0.00	CA
479503	327878		KS National Education Association 2023 Conference	A	\$0.00	\$0.00	\$0.00	\$0.00	\$0.00	\$0.00	\$0.00	\$0.00	CA
535527	351654		KS Quarter Horse Assn	A	\$0.00	\$0.00	\$0.00	\$0.00	\$0.00	\$0.00	\$0.00	\$0.00	CA
531731	348088		KS Republican Party	A	\$0.00	\$0.00	\$0.00	\$0.00	\$0.00	\$0.00	\$0.00	\$0.00	CA
530382	346800		KS Safety and Health Conference	A	\$0.00	\$0.00	\$0.00	\$0.00	\$0.00	\$0.00	\$0.00	\$0.00	CA
536762	352819		KSAW Annual Conference	A	\$0.00	\$0.00	\$0.00	\$0.00	\$0.00	\$0.00	\$0.00	\$0.00	CA
541317	357048		KSHSAA Cheer/Dance Camp	A	\$0.00	\$0.00	\$0.00	\$0.00	\$0.00	\$0.00	\$0.00	\$0.00	DB
559857	374908		KSHSAA Coaching School 2023	A	\$0.00	\$0.00	\$0.00	\$0.00	\$0.00	\$0.00	\$0.00	\$0.00	CA
528084	344650		Leighner Glenn Wedding Block	A	\$0.00	\$0.00	\$0.00	\$0.00	\$0.00	\$0.00	\$0.00	\$0.00	CA
557489	372863		Little Feet Dance Academy	A	\$0.00	\$0.00	\$0.00	\$0.00	\$0.00	\$0.00	\$0.00	\$0.00	CA
553734	369356		Little Feet Dance Academy	A	\$0.00	\$0.00	\$0.00	\$0.00	\$0.00	\$0.00	\$0.00	\$0.00	CA
540547	356325		McKinsey Roland Wedding Block	A	\$0.00	\$0.00	\$0.00	\$0.00	\$0.00	\$0.00	\$0.00	\$0.00	CA
542065	357758		Mid-America Carpenters Union Group 2023	A	\$0.00	\$0.00	\$0.00	\$0.00	\$0.00	\$0.00	\$0.00	\$0.00	DB
561439	376357		MSSU Football	A	\$0.00	\$0.00	\$0.00	\$0.00	\$0.00	\$0.00	\$0.00	\$0.00	CA
537835	353832		MSU Denver Women's Basketball	A	\$0.00	\$0.00	\$0.00	\$0.00	\$0.00	\$0.00	\$0.00	\$0.00	DB
531187	347562		Native Sons and Daughters	A	\$0.00	\$0.00	\$0.00	\$0.00	\$0.00	\$0.00	\$0.00	\$0.00	CA
537155	353188		NE KS APA Billiards	A	\$0.00	\$0.00	\$0.00	\$0.00	\$0.00	\$0.00	\$0.00	\$0.00	CA
543032	358683		New Judges Orientation	A	\$0.00	\$0.00	\$0.00	\$0.00	\$0.00	\$0.00	\$0.00	\$0.00	CA
540793	356562		NextGen Under 30	A	\$0.00	\$0.00	\$0.00	\$0.00	\$0.00	\$0.00	\$0.00	\$0.00	CA
502234	327845		Ortiz-Barnett Wedding Block	A	\$0.00	\$0.00	\$0.00	\$0.00	\$0.00	\$0.00	\$0.00	\$0.00	CA
565928	380586		Palmer Ridge High School	A	\$0.00	\$0.00	\$0.00	\$0.00	\$0.00	\$0.00	\$0.00	\$0.00	CA
537326	353347		Parent Leadership Conference	A	\$0.00	\$0.00	\$0.00	\$0.00	\$0.00	\$0.00	\$0.00	\$0.00	CA

Guest Ledger Report

Include: In-House Guest, Group, House, Inactive, Zero-Balance

Folio Number	Confirmation Number	Room Number	Name	Folio	Opening Balance	Room Revenue (Net)	Tax	Other Revenue (Net)	Payments	Closing Balance	Credit Limit	Over Limit	Pay By
554788	370353		Pittsburg State University Track and Field	A	\$0.00	\$0.00	\$0.00	\$0.00	\$0.00	\$0.00	\$0.00	\$0.00	VI
558410	373603		Prairie Winds Christian School	A	\$0.00	\$0.00	\$0.00	\$0.00	\$0.00	\$0.00	\$0.00	\$0.00	CA
487667	327843		Professional Armed Forces Rodeo Association	A	\$0.00	\$0.00	\$0.00	\$0.00	\$0.00	\$0.00	\$0.00	\$0.00	CA
563407	378194		Reining Horse Show- Guest	A	\$0.00	\$0.00	\$0.00	\$0.00	\$0.00	\$0.00	\$0.00	\$0.00	CA
563397	378184		Reining Horse Show- Staff	A	\$0.00	\$0.00	\$0.00	\$0.00	\$0.00	\$0.00	\$0.00	\$0.00	CA
540387	356186		ROOM LIST 111th G-Co November 2022	A	\$0.00	\$0.00	\$0.00	\$0.00	\$0.00	\$0.00	\$0.00	\$0.00	DB
538185	354152		ROOM LIST 2023 Capital City Cluster Staff	A	\$0.00	\$0.00	\$0.00	\$0.00	\$0.00	\$0.00	\$0.00	\$0.00	DB
553552	369179		Room List 2023 Country Stampede Music Festival	A	\$0.00	\$0.00	\$0.00	\$0.00	\$0.00	\$0.00	\$0.00	\$0.00	CA
538147	354123		ROOM LIST 2023 Varsity Spirit Camp KSKC1	A	\$0.00	\$0.00	\$0.00	\$0.00	\$0.00	\$0.00	\$0.00	\$0.00	DB
561525	376433		ROOM LIST 7455th MORU Army Reserve	A	\$0.00	\$0.00	\$0.00	\$0.00	\$0.00	\$0.00	\$0.00	\$0.00	CA
558736	373879		ROOM LIST 7455th MORU Army Reserve	A	\$0.00	\$0.00	\$0.00	\$0.00	\$0.00	\$0.00	\$0.00	\$0.00	CA
556173	371647		ROOM LIST 7455th MORU Army Reserve	A	\$0.00	\$0.00	\$0.00	\$0.00	\$0.00	\$0.00	\$0.00	\$0.00	CA
557057	372499		ROOM LIST American Cornhole League	A	\$0.00	\$0.00	\$0.00	\$0.00	\$0.00	\$0.00	\$0.00	\$0.00	DB
559872	374923		ROOM LIST- B.R.A.K.E.S.	A	\$0.00	\$0.00	\$0.00	\$0.00	\$0.00	\$0.00	\$0.00	\$0.00	DB
557934	373154		ROOM LIST- Beacon Building Products	A	\$0.00	\$0.00	\$0.00	\$0.00	\$0.00	\$0.00	\$0.00	\$0.00	CA
559358	374459		ROOM LIST Cherry Creek Schools Track and Field	A	\$0.00	\$0.00	\$0.00	\$0.00	\$0.00	\$0.00	\$0.00	\$0.00	VI
560232	375240		Room List- Giddy Up Staff	A	\$0.00	\$0.00	\$0.00	\$0.00	\$0.00	\$0.00	\$0.00	\$0.00	CA
538634	354569		ROOM LIST Harvester's Room Block	A	\$0.00	\$0.00	\$0.00	\$0.00	\$0.00	\$0.00	\$0.00	\$0.00	CA
556757	372219		ROOM LIST JBS International	A	\$0.00	\$0.00	\$0.00	\$0.00	\$0.00	\$0.00	\$0.00	\$0.00	AX
557047	372489		ROOM LIST Kansas Department of Commerce	A	\$0.00	\$0.00	\$0.00	\$0.00	\$0.00	\$0.00	\$0.00	\$0.00	DB
553817	369435		ROOM LIST- Kansas Grain and Feed Assn	A	\$0.00	\$0.00	\$0.00	\$0.00	\$0.00	\$0.00	\$0.00	\$0.00	CA
556077	371554		ROOM LIST Kansas Grain and Feed February 2023	A	\$0.00	\$0.00	\$0.00	\$0.00	\$0.00	\$0.00	\$0.00	\$0.00	CA
556337	371803		ROOM LIST KDHE Take Down Taboo	A	\$0.00	\$0.00	\$0.00	\$0.00	\$0.00	\$0.00	\$0.00	\$0.00	DB
553694	369316		ROOM LIST- Knights of Columbus	A	\$0.00	\$0.00	\$0.00	\$0.00	\$0.00	\$0.00	\$0.00	\$0.00	CA
556137	371611		ROOM LIST Knights of Columbus 2023	A	\$0.00	\$0.00	\$0.00	\$0.00	\$0.00	\$0.00	\$0.00	\$0.00	DB
559912	374960		ROOM LIST KSFBLA APRIL 2023	A	\$0.00	\$0.00	\$0.00	\$0.00	\$0.00	\$0.00	\$0.00	\$0.00	CA
557821	373070		ROOM LIST Midwest Pre-National 2023	A	\$0.00	\$0.00	\$0.00	\$0.00	\$0.00	\$0.00	\$0.00	\$0.00	CA
555134	370670		ROOM LIST Sumner County Economic Development	A	\$0.00	\$0.00	\$0.00	\$0.00	\$0.00	\$0.00	\$0.00	\$0.00	CA
554201	369797		ROOM LIST- VltalCore	A	\$0.00	\$0.00	\$0.00	\$0.00	\$0.00	\$0.00	\$0.00	\$0.00	CA
420544	327871		ROOM LIST: Atwood Kid's Wrestling	A	\$0.00	\$0.00	\$0.00	\$0.00	\$0.00	\$0.00	\$0.00	\$0.00	CA
418634	327855		ROOM LIST: Bonner Springs Wrestling	A	\$0.00	\$0.00	\$0.00	\$0.00	\$0.00	\$0.00	\$0.00	\$0.00	VI

Guest Ledger Report

Include: In-House Guest, Group, House, Inactive, Zero-Balance

Folio Number	Confirmation Number	Room Number	Name	Folio	Opening Balance	Room Revenue (Net)	Tax	Other Revenue (Net)	Payments	Closing Balance	Credit Limit	Over Limit	Pay By
526584	343251		Room List: Capital Carnage Staff Only	A	\$0.00	\$0.00	\$0.00	\$0.00	\$0.00	\$0.00	\$0.00	\$0.00	DB
418639	327856		ROOM LIST: Chapman Kids Wrestling Club	A	\$0.00	\$0.00	\$0.00	\$0.00	\$0.00	\$0.00	\$0.00	\$0.00	CA
420549	327872		ROOM LIST: Columbus Wrestling Club	A	\$0.00	\$0.00	\$0.00	\$0.00	\$0.00	\$0.00	\$0.00	\$0.00	CA
420365	327867		ROOM LIST: D&M Wrestling	A	\$0.00	\$0.00	\$0.00	\$0.00	\$0.00	\$0.00	\$0.00	\$0.00	CA
554330	369926		ROOM LIST: E co 1-108th AVN	A	\$0.00	\$0.00	\$0.00	\$0.00	\$0.00	\$0.00	\$0.00	\$0.00	DB
540751	356520		ROOM LIST: G Co 1-111th DEC	A	\$0.00	\$0.00	\$0.00	\$0.00	\$0.00	\$0.00	\$0.00	\$0.00	DB
538290	354245		ROOM LIST: G CO 1-111th MED	A	\$0.00	\$0.00	\$0.00	\$0.00	\$0.00	\$0.00	\$0.00	\$0.00	DB
535810	351924		ROOM LIST: Game Day Spirit Staff	A	\$0.00	\$0.00	\$0.00	\$0.00	\$0.00	\$0.00	\$0.00	\$0.00	CA
420125	327866		ROOM LIST: Goodland Wrestling	A	\$0.00	\$0.00	\$0.00	\$0.00	\$0.00	\$0.00	\$0.00	\$0.00	DB
419313	327859		ROOM LIST: Grant County Recreation	A	\$0.00	\$0.00	\$0.00	\$0.00	\$0.00	\$0.00	\$0.00	\$0.00	DB
556172	371646		ROOM LIST: HHC 1-108th AVN	A	\$0.00	\$0.00	\$0.00	\$0.00	\$0.00	\$0.00	\$0.00	\$0.00	DB
554342	369938		ROOM LIST: HHC 1-108th AVN	A	\$0.00	\$0.00	\$0.00	\$0.00	\$0.00	\$0.00	\$0.00	\$0.00	DB
537374	353392		ROOM LIST: Hoosier Staff	A	\$0.00	\$0.00	\$0.00	\$0.00	\$0.00	\$0.00	\$0.00	\$0.00	CA
420702	327873		ROOM LIST: Hoxie Kid's Wrestling Club	A	\$0.00	\$0.00	\$0.00	\$0.00	\$0.00	\$0.00	\$0.00	\$0.00	CA
419299	327857		ROOM LIST: Juby, Mike & Kathy	A	\$0.00	\$0.00	\$0.00	\$0.00	\$0.00	\$0.00	\$0.00	\$0.00	CA
537855	353852		ROOM LIST: KMBC Staff	A	\$0.00	\$0.00	\$0.00	\$0.00	\$0.00	\$0.00	\$0.00	\$0.00	CA
530381	346799		ROOM LIST: KS Opioid Conference	A	\$0.00	\$0.00	\$0.00	\$0.00	\$0.00	\$0.00	\$0.00	\$0.00	CA
530383	346801		ROOM LIST: KSHC Staff Block	A	\$0.00	\$0.00	\$0.00	\$0.00	\$0.00	\$0.00	\$0.00	\$0.00	DB
535821	351934		ROOM LIST: Lange	A	\$0.00	\$0.00	\$0.00	\$0.00	\$0.00	\$0.00	\$0.00	\$0.00	CA
419321	327860		ROOM LIST: Maize Wrestling Club	A	\$0.00	\$0.00	\$0.00	\$0.00	\$0.00	\$0.00	\$0.00	\$0.00	CA
538112	354093		Room List: Marine Corps - Apr Drill Weekend	A	\$0.00	\$0.00	\$0.00	\$0.00	\$0.00	\$0.00	\$0.00	\$0.00	DB
538104	354085		Room List: Marine Corps - Dec Drill Weekend	A	\$0.00	\$0.00	\$0.00	\$0.00	\$0.00	\$0.00	\$0.00	\$0.00	DB
538110	354091		Room List: Marine Corps - Jan Drill Weekend	A	\$0.00	\$0.00	\$0.00	\$0.00	\$0.00	\$0.00	\$0.00	\$0.00	DB
538146	354122		Room List: Marine Corps - June Drill Weekend	A	\$0.00	\$0.00	\$0.00	\$0.00	\$0.00	\$0.00	\$0.00	\$0.00	DB
538113	354094		Room List: Marine Corps - May Drill Weekend	A	\$0.00	\$0.00	\$0.00	\$0.00	\$0.00	\$0.00	\$0.00	\$0.00	DB
538103	354084		Room List: Marine Corps - Nov Drill Weekend	A	\$0.00	\$0.00	\$0.00	\$0.00	\$0.00	\$0.00	\$0.00	\$0.00	DB
537887	353883		Room List: Marine Corps - Oct Drill Weekend	A	\$0.00	\$0.00	\$0.00	\$0.00	\$0.00	\$0.00	\$0.00	\$0.00	DB
538154	354130		Room List: Marine Corps - Sept Drill Weekend	A	\$0.00	\$0.00	\$0.00	\$0.00	\$0.00	\$0.00	\$0.00	\$0.00	DB
529091	345594		ROOM List: Midwest Bowlers Guild	A	\$0.00	\$0.00	\$0.00	\$0.00	\$0.00	\$0.00	\$0.00	\$0.00	CA
420371	327868		Room List: Mill Valley Wrestling	A	\$0.00	\$0.00	\$0.00	\$0.00	\$0.00	\$0.00	\$0.00	\$0.00	CA
565480	380157		ROOM LIST: Motorsports Travel	A	\$0.00	\$0.00	\$0.00	\$0.00	\$0.00	\$0.00	\$0.00	\$0.00	CA
536450	352518		ROOM LIST: MSSU Men's Basketball	A	\$0.00	\$0.00	\$0.00	\$0.00	\$0.00	\$0.00	\$0.00	\$0.00	CA
537416	353430		ROOM LIST: MSSU Women's Basketball	A	\$0.00	\$0.00	\$0.00	\$0.00	\$0.00	\$0.00	\$0.00	\$0.00	DB

Guest Ledger Report

Include: In-House Guest, Group, House, Inactive, Zero-Balance

Folio Number	Confirmation Number	Room Number	Name	Folio	Opening Balance	Room Revenue (Net)	Tax	Other Revenue (Net)	Payments	Closing Balance	Credit Limit	Over Limit	Pay By
537154	353187		ROOM LIST: Natl Hot Rod Assn	A	\$0.00	\$0.00	\$0.00	\$0.00	\$0.00	\$0.00	\$0.00	\$0.00	DB
526696	343355		ROOM LIST: NJCAA Track and Field	A	\$0.00	\$0.00	\$0.00	\$0.00	\$0.00	\$0.00	\$0.00	\$0.00	DB
420437	327870		ROOM LIST: Oakley Wrestling Club	A	\$0.00	\$0.00	\$0.00	\$0.00	\$0.00	\$0.00	\$0.00	\$0.00	DB
419333	327861		ROOM LIST: Paola Wrestling Club	A	\$0.00	\$0.00	\$0.00	\$0.00	\$0.00	\$0.00	\$0.00	\$0.00	DB
532274	348612		ROOM LIST: Parent Leadership Conference	A	\$0.00	\$0.00	\$0.00	\$0.00	\$0.00	\$0.00	\$0.00	\$0.00	DB
419307	327858		ROOM LIST: Perez Wrestling	A	\$0.00	\$0.00	\$0.00	\$0.00	\$0.00	\$0.00	\$0.00	\$0.00	CA
537156	353189		ROOM LIST: Pinnacle Gymnastics	A	\$0.00	\$0.00	\$0.00	\$0.00	\$0.00	\$0.00	\$0.00	\$0.00	CA
420379	327869		ROOM LIST: Sanders Wrestling	A	\$0.00	\$0.00	\$0.00	\$0.00	\$0.00	\$0.00	\$0.00	\$0.00	DB
419636	327863		ROOM LIST: Scott City Take Down Club	A	\$0.00	\$0.00	\$0.00	\$0.00	\$0.00	\$0.00	\$0.00	\$0.00	CA
421577	327874		ROOM LIST: Southwest Grapplers	A	\$0.00	\$0.00	\$0.00	\$0.00	\$0.00	\$0.00	\$0.00	\$0.00	DB
419646	327865		ROOM LIST: STA Wrestling	A	\$0.00	\$0.00	\$0.00	\$0.00	\$0.00	\$0.00	\$0.00	\$0.00	VI
419641	327864		ROOM LIST: Turner Recreation Commission	A	\$0.00	\$0.00	\$0.00	\$0.00	\$0.00	\$0.00	\$0.00	\$0.00	DB
419338	327862		ROOM LIST: Valley Center Wrestling	A	\$0.00	\$0.00	\$0.00	\$0.00	\$0.00	\$0.00	\$0.00	\$0.00	CA
521115	338079		Room List: Washburn University Leadership Institute	A	\$0.00	\$0.00	\$0.00	\$0.00	\$0.00	\$0.00	\$0.00	\$0.00	DB
539194	355081		Rooming List - VitalCore Health Strategies	A	\$0.00	\$0.00	\$0.00	\$0.00	\$0.00	\$0.00	\$0.00	\$0.00	CA
565321	380002		ROOMING LIST 20/30 Club 2023	A	\$0.00	\$0.00	\$0.00	\$0.00	\$0.00	\$0.00	\$0.00	\$0.00	DB
566575	381197		ROOMING LIST A Co 108th August	A	\$0.00	\$0.00	\$0.00	\$0.00	\$0.00	\$0.00	\$0.00	\$0.00	DB
566776	381385		ROOMING LIST A Co 108th September	A	\$0.00	\$0.00	\$0.00	\$0.00	\$0.00	\$0.00	\$0.00	\$0.00	DB
542217	357905		ROOMING LIST Capital Vacations Owner Reception	A	\$0.00	\$0.00	\$0.00	\$0.00	\$0.00	\$0.00	\$0.00	\$0.00	AX
565412	380090		ROOMING LIST Christian Brothers University Volleyball	A	\$0.00	\$0.00	\$0.00	\$0.00	\$0.00	\$0.00	\$0.00	\$0.00	DB
554284	369880		ROOMING LIST- G Co 1-111th FEB	A	\$0.00	\$0.00	\$0.00	\$0.00	\$0.00	\$0.00	\$0.00	\$0.00	CA
566248	380891		ROOMING LIST Harding University Volleyball	A	\$0.00	\$0.00	\$0.00	\$0.00	\$0.00	\$0.00	\$0.00	\$0.00	CA
561170	376100		ROOMING LIST JFR Heartland	A	\$0.00	\$0.00	\$0.00	\$0.00	\$0.00	\$0.00	\$0.00	\$0.00	DB
554260	369856		ROOMING LIST Michels Corporation	A	\$0.00	\$0.00	\$0.00	\$0.00	\$0.00	\$0.00	\$0.00	\$0.00	DB
565413	380091		ROOMING LIST Midwestern State Volleyball	A	\$0.00	\$0.00	\$0.00	\$0.00	\$0.00	\$0.00	\$0.00	\$0.00	DB
566736	381347		ROOMING LIST Missouri Western Volleyball 2023	A	\$0.00	\$0.00	\$0.00	\$0.00	\$0.00	\$0.00	\$0.00	\$0.00	CA
566233	380876		ROOMING LIST Oklahoma Baptist Volleyball	A	\$0.00	\$0.00	\$0.00	\$0.00	\$0.00	\$0.00	\$0.00	\$0.00	CA
554205	369801		ROOMING LIST Showtime Boxing - SVEC	A	\$0.00	\$0.00	\$0.00	\$0.00	\$0.00	\$0.00	\$0.00	\$0.00	CA
555379	370900		ROOMING LIST The Kansas Chamber Annual Dinner	A	\$0.00	\$0.00	\$0.00	\$0.00	\$0.00	\$0.00	\$0.00	\$0.00	CA
562688	377525		ROOMING LIST: A.Co 1-108th AVN	A	\$0.00	\$0.00	\$0.00	\$0.00	\$0.00	\$0.00	\$0.00	\$0.00	CA
562715	377552		ROOMING LIST: G Co 1-111th AUGUST	A	\$0.00	\$0.00	\$0.00	\$0.00	\$0.00	\$0.00	\$0.00	\$0.00	DB
562315	377175		ROOMING LIST: G Co 1-111th JULY	A	\$0.00	\$0.00	\$0.00	\$0.00	\$0.00	\$0.00	\$0.00	\$0.00	DB

Guest Ledger Report

Include: In-House Guest, Group, House, Inactive, Zero-Balance

Folio Number	Confirmation Number	Room Number	Name	Folio	Opening Balance	Room Revenue (Net)	Tax	Other Revenue (Net)	Payments	Closing Balance	Credit Limit	Over Limit	Pay By
566547	381169		ROOMING LIST: G Co 1-111th September	A	\$0.00	\$0.00	\$0.00	\$0.00	\$0.00	\$0.00	\$0.00	\$0.00	DB
562204	377071		ROOMING LIST: Missouri Western Volleyball	A	\$0.00	\$0.00	\$0.00	\$0.00	\$0.00	\$0.00	\$0.00	\$0.00	DB
562206	377073		ROOMING LIST: Northwest MO Volleyball	A	\$0.00	\$0.00	\$0.00	\$0.00	\$0.00	\$0.00	\$0.00	\$0.00	DB
561842	376730		ROOMING LIST: SCCA Nationals- Staff	A	\$0.00	\$0.00	\$0.00	\$0.00	\$0.00	\$0.00	\$0.00	\$0.00	CA
567524	382070		Rooming List: UCMO	A	\$0.00	\$0.00	\$0.00	\$0.00	\$0.00	\$0.00	\$0.00	\$0.00	CA
562202	377069		ROOMING LIST: William Jewell Volleyball	A	\$0.00	\$0.00	\$0.00	\$0.00	\$0.00	\$0.00	\$0.00	\$0.00	DB
540516	356295		RoomList: AE Year End Party	A	\$0.00	\$0.00	\$0.00	\$0.00	\$0.00	\$0.00	\$0.00	\$0.00	DB
525767	342466		ROOMLIST: AWC Staff Block	A	\$0.00	\$0.00	\$0.00	\$0.00	\$0.00	\$0.00	\$0.00	\$0.00	CA
522569	339447		RoomList: Blizzard Bash Nationals Block	A	\$0.00	\$0.00	\$0.00	\$0.00	\$0.00	\$0.00	\$0.00	\$0.00	CA
510274	327849		Roomlist: Blizzard Bash Staff	A	\$0.00	\$0.00	\$0.00	\$0.00	\$0.00	\$0.00	\$0.00	\$0.00	CA
522394	339288		RoomList: Central States Bowling Guild	A	\$0.00	\$0.00	\$0.00	\$0.00	\$0.00	\$0.00	\$0.00	\$0.00	CA
528085	344651		SAKW 72nd Annual Meeting	A	\$0.00	\$0.00	\$0.00	\$0.00	\$0.00	\$0.00	\$0.00	\$0.00	CA
566052	380702		SE KS Mental Health Center	A	\$0.00	\$0.00	\$0.00	\$0.00	\$0.00	\$0.00	\$0.00	\$0.00	CA
560342	375338		Seaman High School 1973	A	\$0.00	\$0.00	\$0.00	\$0.00	\$0.00	\$0.00	\$0.00	\$0.00	CA
563413	378200		Seaman High School Class of 1973	A	\$0.00	\$0.00	\$0.00	\$0.00	\$0.00	\$0.00	\$0.00	\$0.00	CA
528082	344648		Shaw Martin Wedding Block	A	\$0.00	\$0.00	\$0.00	\$0.00	\$0.00	\$0.00	\$0.00	\$0.00	CA
553433	369061		Shrine Bowl Board of Directors	A	\$0.00	\$0.00	\$0.00	\$0.00	\$0.00	\$0.00	\$0.00	\$0.00	CA
542642	358316		Southwest Kansas Chamber of Commerce	A	\$0.00	\$0.00	\$0.00	\$0.00	\$0.00	\$0.00	\$0.00	\$0.00	CA
536514	352578		Spain/Roggenkamp Wedding	A	\$0.00	\$0.00	\$0.00	\$0.00	\$0.00	\$0.00	\$0.00	\$0.00	CA
559973	375019		STAFF Huff-N-Puff 48th Annual Balloon Rally	A	\$0.00	\$0.00	\$0.00	\$0.00	\$0.00	\$0.00	\$0.00	\$0.00	CA
566369	381000		STAFF Kansas National Barrel Horse Association 2023	A	\$0.00	\$0.00	\$0.00	\$0.00	\$0.00	\$0.00	\$0.00	\$0.00	CA
531468	347836		Sterns Hollingsworth Wedding	A	\$0.00	\$0.00	\$0.00	\$0.00	\$0.00	\$0.00	\$0.00	\$0.00	CA
559743	374807		TASN Quarterly Meeting	A	\$0.00	\$0.00	\$0.00	\$0.00	\$0.00	\$0.00	\$0.00	\$0.00	CA
540794	356563		The Dave Jacquin Group	A	\$0.00	\$0.00	\$0.00	\$0.00	\$0.00	\$0.00	\$0.00	\$0.00	CA
557279	372707		The Kansas Chamber Annual Dinner	A	\$0.00	\$0.00	\$0.00	\$0.00	\$0.00	\$0.00	\$0.00	\$0.00	CA
557278	372706		The Kansas Chamber Annual Dinner	A	\$0.00	\$0.00	\$0.00	\$0.00	\$0.00	\$0.00	\$0.00	\$0.00	CA
561833	376721		The Shockers Room Block	A	\$0.00	\$0.00	\$0.00	\$0.00	\$0.00	\$0.00	\$0.00	\$0.00	CA
498369	327852		Topeka Farm Show 2023	A	\$0.00	\$0.00	\$0.00	\$0.00	\$0.00	\$0.00	\$0.00	\$0.00	CA
498367	327851		Topeka Farm Show 2023 - STAFF BLOCK	A	\$0.00	\$0.00	\$0.00	\$0.00	\$0.00	\$0.00	\$0.00	\$0.00	CA
524401	341190		Topeka High Class of 1957	A	\$0.00	\$0.00	\$0.00	\$0.00	\$0.00	\$0.00	\$0.00	\$0.00	CA
565276	379960		Topeka High School 1973 50yr Reunion	A	\$0.00	\$0.00	\$0.00	\$0.00	\$0.00	\$0.00	\$0.00	\$0.00	CA
533333	349594		Topeka Symphony League	A	\$0.00	\$0.00	\$0.00	\$0.00	\$0.00	\$0.00	\$0.00	\$0.00	CA
560347	375343		TPS Foundation 2023	A	\$0.00	\$0.00	\$0.00	\$0.00	\$0.00	\$0.00	\$0.00	\$0.00	CA

Guest Ledger Report

Include: In-House Guest, Group, House, Inactive, Zero-Balance

Folio Number	Confirmation Number	Room Number	Name	Folio	Opening Balance	Room Revenue (Net)	Tax	Other Revenue (Net)	Payments	Closing Balance	Credit Limit	Over Limit	Pay By
538212	354179		United Rodeo Assn Finals	A	\$0.00	\$0.00	\$0.00	\$0.00	\$0.00	\$0.00	\$0.00	\$0.00	CA
537157	353190		USA Gymnastics Level 9&10 Regionals	A	\$0.00	\$0.00	\$0.00	\$0.00	\$0.00	\$0.00	\$0.00	\$0.00	CA
536209	352300		Washburn Rural HS Prom	A	\$0.00	\$0.00	\$0.00	\$0.00	\$0.00	\$0.00	\$0.00	\$0.00	CA
532331	348664		Washburn Rural High School	A	\$0.00	\$0.00	\$0.00	\$0.00	\$0.00	\$0.00	\$0.00	\$0.00	CA
563877	378650		West/Wiedmaier Wedding Party	A	\$0.00	\$0.00	\$0.00	\$0.00	\$0.00	\$0.00	\$0.00	\$0.00	CA
542606	358280		wKREDA Legislative Reception 2023	A	\$0.00	\$0.00	\$0.00	\$0.00	\$0.00	\$0.00	\$0.00	\$0.00	CA
Totals					\$0.00	\$0.00	\$0.00	\$0.00	\$0.00	\$0.00			

House Accounts

Folio Number	House Account Number	Room Number	Name	Folio	Opening Balance	Room Revenue (Net)	Tax	Other Revenue (Net)	Payments	Closing Balance	Credit Limit	Over Limit	Pay By
528031	1969		****Accounting Use only***	A	\$0.00	\$0.00	\$0.00	\$0.00	\$0.00	\$0.00	\$0.00	\$0.00	CA
567422	1574		2023 KACROA Conference	A	\$0.00	\$0.00	\$0.00	\$0.00	\$0.00	\$0.00	\$0.00	\$0.00	CA
566478	3666		40th Highland Park High School Reunion	A	\$0.00	\$0.00	\$0.00	\$0.00	\$0.00	\$0.00	\$0.00	\$0.00	CA
563954	9905		4-H Photography Workshop	A	\$0.00	\$0.00	\$0.00	\$0.00	\$0.00	\$0.00	\$0.00	\$0.00	CA
564709	9909		91st Annual KSHSAA Coaching School	A	\$0.00	\$0.00	\$0.00	\$0.00	\$0.00	\$0.00	\$0.00	\$0.00	CA
540355	945		Accounting use- Close and reopen	A	\$0.00	\$0.00	\$0.00	\$0.00	\$0.00	\$0.00	\$0.00	\$0.00	CA
22503	820		Accounting use Daily***	A	\$0.00	\$0.00	\$0.00	\$0.00	\$0.00	\$0.00	\$0.00	\$0.00	CA
565315	9912		ACEC Rural Development Seminar	A	\$0.00	\$0.00	\$0.00	\$0.00	\$0.00	\$0.00	\$0.00	\$0.00	CA
510703	9622		Agoda - Chargebacks	A	\$0.00	\$0.00	\$0.00	\$0.00	\$0.00	\$0.00	\$0.00	\$0.00	CA
495738	9622		Agoda - Chargebacks	A	\$0.00	\$0.00	\$0.00	\$0.00	\$0.00	\$0.00	\$0.00	\$0.00	CA
563949	9903		Amariona Heard Quinceanera	A	\$0.00	\$0.00	\$0.00	\$0.00	\$0.00	\$0.00	\$0.00	\$0.00	CA
566318	9914		Army National Guard Yellow Ribbon	A	\$0.00	\$0.00	\$0.00	\$0.00	\$0.00	\$0.00	\$0.00	\$0.00	CA
567231	4773		Association of Community Mental Health	A	\$0.00	\$0.00	\$0.00	\$0.00	\$0.00	\$0.00	\$0.00	\$0.00	CA
567420	4732		ATK Advisory Council Meeting 2023	A	\$0.00	\$0.00	\$0.00	\$0.00	\$0.00	\$0.00	\$0.00	\$0.00	CA
333972	878		Balance Left Due	A	\$0.00	\$0.00	\$0.00	\$0.00	\$0.00	\$0.00	\$0.00	\$0.00	CA
566804	4926		Brack Siblings Reunion	A	\$0.00	\$0.00	\$0.00	\$0.00	\$0.00	\$0.00	\$0.00	\$0.00	CA
564708	9908		BRAKES	A	\$0.00	\$0.00	\$0.00	\$0.00	\$0.00	\$0.00	\$0.00	\$0.00	CA
566754	8031		Central State Bowling Guild	A	\$0.00	\$0.00	\$0.00	\$0.00	\$0.00	\$0.00	\$0.00	\$0.00	CA
1146	113		Credit Cards	A	\$0.00	\$0.00	\$0.00	\$0.00	\$0.00	\$0.00	\$0.00	\$0.00	CA
528069	113		Credit Cards	A	\$0.00	\$0.00	\$0.00	\$0.00	\$0.00	\$0.00	\$0.00	\$0.00	CA
540216	6446		Daikin Comfort Technologies	A	\$0.00	\$0.00	\$0.00	\$0.00	\$0.00	\$0.00	\$0.00	\$0.00	CA
510675	9740		Default House Account	A	\$0.00	\$0.00	\$0.00	\$0.00	\$0.00	\$0.00	\$0.00	\$0.00	CA

Guest Ledger Report

Include: In-House Guest, Group, House, Inactive, Zero-Balance

Folio Number	House Account Number	Room Number	Name	Folio	Opening Balance	Room Revenue (Net)	Tax	Other Revenue (Net)	Payments	Closing Balance	Credit Limit	Over Limit	Pay By
1178	999		DEFAULT PHONE/MOVIES	A	\$0.00	\$0.00	\$0.00	\$0.00	\$0.00	\$0.00	\$0.00	\$0.00	CA
1165	812		DISPUTES - LOCAL CALLS*DAILY	A	\$0.00	\$0.00	\$0.00	\$0.00	\$0.00	\$0.00	\$0.00	\$0.00	CA
1166	813		DISPUTES - LONG DISTANCE*DAILY	A	\$0.00	\$0.00	\$0.00	\$0.00	\$0.00	\$0.00	\$0.00	\$0.00	CA
1169	816		DISPUTES - MOVIES **DAILY**	A	\$0.00	\$0.00	\$0.00	\$0.00	\$0.00	\$0.00	\$0.00	\$0.00	CA
538405	9786		DOb	A	\$0.00	\$0.00	\$0.00	\$0.00	\$0.00	\$0.00	\$0.00	\$0.00	CA
1154	777		EMPLOYEE DRY CLEANING	A	\$0.00	\$0.00	\$0.00	\$0.00	\$0.00	\$0.00	\$0.00	\$0.00	CA
22505	997		EMPLOYEE MEALS **DAILY**	A	\$0.00	\$0.00	\$0.00	\$0.00	\$0.00	\$0.00	\$0.00	\$0.00	CA
510925	7723		EMPLOYEE RELATIONS **DAILY**	A	\$0.00	\$0.00	\$0.00	\$0.00	\$0.00	\$0.00	\$0.00	\$0.00	CA
376310	7723		EMPLOYEE RELATIONS **DAILY**	A	\$0.00	\$0.00	\$0.00	\$0.00	\$0.00	\$0.00	\$0.00	\$0.00	CA
560502	5092023		Expedia Audit	A	\$0.00	\$0.00	\$0.00	\$0.00	\$0.00	\$0.00	\$0.00	\$0.00	CA
522960	9746		Expedia OTA audit	A	\$0.00	\$0.00	\$0.00	\$0.00	\$0.00	\$0.00	\$0.00	\$0.00	CA
541879	1222		Gift Certificate	A	\$0.00	\$0.00	\$0.00	\$0.00	\$0.00	\$0.00	\$0.00	\$0.00	CA
367	4		GIFT CERTIFICATES	A	\$0.00	\$0.00	\$0.00	\$0.00	\$0.00	\$0.00	\$0.00	\$0.00	CA
529261	1181		GIFT SHOP PUR - Night Audit Close Daily	A	\$0.00	\$0.00	\$0.00	\$0.00	\$0.00	\$0.00	\$0.00	\$0.00	CA
536125	1181		GIFT SHOP PUR - Night Audit Close Daily	A	\$0.00	\$0.00	\$0.00	\$0.00	\$0.00	\$0.00	\$0.00	\$0.00	CA
556752	1181		GIFT SHOP PUR - Night Audit Close Daily	A	\$0.00	\$0.00	\$0.00	\$0.00	\$0.00	\$0.00	\$0.00	\$0.00	CA
525558	1181		GIFT SHOP PUR - Night Audit Close Daily	A	\$0.00	\$0.00	\$0.00	\$0.00	\$0.00	\$0.00	\$0.00	\$0.00	CA
554355	1181		GIFT SHOP PUR - Night Audit Close Daily	A	\$0.00	\$0.00	\$0.00	\$0.00	\$0.00	\$0.00	\$0.00	\$0.00	CA
532170	1181		GIFT SHOP PUR - Night Audit Close Daily	A	\$0.00	\$0.00	\$0.00	\$0.00	\$0.00	\$0.00	\$0.00	\$0.00	CA
562496	1181		GIFT SHOP PUR - Night Audit Close Daily	A	\$0.00	\$0.00	\$0.00	\$0.00	\$0.00	\$0.00	\$0.00	\$0.00	CA
566586	1181		GIFT SHOP PUR - Night Audit Close Daily	A	\$0.00	\$0.00	\$0.00	\$0.00	\$0.00	\$0.00	\$0.00	\$0.00	CA
529657	1181		GIFT SHOP PUR - Night Audit Close Daily	A	\$0.00	\$0.00	\$0.00	\$0.00	\$0.00	\$0.00	\$0.00	\$0.00	CA
527940	1181		GIFT SHOP PUR - Night Audit Close Daily	A	\$0.00	\$0.00	\$0.00	\$0.00	\$0.00	\$0.00	\$0.00	\$0.00	CA
522816	1181		GIFT SHOP PUR - Night Audit Close Daily	A	\$0.00	\$0.00	\$0.00	\$0.00	\$0.00	\$0.00	\$0.00	\$0.00	CA
528668	1181		GIFT SHOP PUR - Night Audit Close Daily	A	\$0.00	\$0.00	\$0.00	\$0.00	\$0.00	\$0.00	\$0.00	\$0.00	CA
560122	1181		GIFT SHOP PUR - Night Audit Close Daily	A	\$0.00	\$0.00	\$0.00	\$0.00	\$0.00	\$0.00	\$0.00	\$0.00	CA
560428	1181		GIFT SHOP PUR - Night Audit Close Daily	A	\$0.00	\$0.00	\$0.00	\$0.00	\$0.00	\$0.00	\$0.00	\$0.00	CA
536264	1181		GIFT SHOP PUR - Night Audit Close Daily	A	\$0.00	\$0.00	\$0.00	\$0.00	\$0.00	\$0.00	\$0.00	\$0.00	CA
522928	1181		GIFT SHOP PUR - Night Audit Close Daily	A	\$0.00	\$0.00	\$0.00	\$0.00	\$0.00	\$0.00	\$0.00	\$0.00	CA
566324	1181		GIFT SHOP PUR - Night Audit Close Daily	A	\$0.00	\$0.00	\$0.00	\$0.00	\$0.00	\$0.00	\$0.00	\$0.00	CA
527148	1181		GIFT SHOP PUR - Night Audit Close Daily	A	\$0.00	\$0.00	\$0.00	\$0.00	\$0.00	\$0.00	\$0.00	\$0.00	CA
554543	1181		GIFT SHOP PUR - Night Audit Close Daily	A	\$0.00	\$0.00	\$0.00	\$0.00	\$0.00	\$0.00	\$0.00	\$0.00	CA
534840	1181		GIFT SHOP PUR - Night Audit Close Daily	A	\$0.00	\$0.00	\$0.00	\$0.00	\$0.00	\$0.00	\$0.00	\$0.00	CA

Guest Ledger Report

Include: In-House Guest, Group, House, Inactive, Zero-Balance

Folio Number	House Account Number	Room Number	Name	Folio	Opening Balance	Room Revenue (Net)	Tax	Other Revenue (Net)	Payments	Closing Balance	Credit Limit	Over Limit	Pay By
553591	1181		GIFT SHOP PUR - Night Audit Close Daily	A	\$0.00	\$0.00	\$0.00	\$0.00	\$0.00	\$0.00	\$0.00	\$0.00	CA
566541	1181		GIFT SHOP PUR - Night Audit Close Daily	A	\$0.00	\$0.00	\$0.00	\$0.00	\$0.00	\$0.00	\$0.00	\$0.00	CA
525375	1181		GIFT SHOP PUR - Night Audit Close Daily	A	\$0.00	\$0.00	\$0.00	\$0.00	\$0.00	\$0.00	\$0.00	\$0.00	CA
529395	1181		GIFT SHOP PUR - Night Audit Close Daily	A	\$0.00	\$0.00	\$0.00	\$0.00	\$0.00	\$0.00	\$0.00	\$0.00	CA
567310	1181		GIFT SHOP PUR - Night Audit Close Daily	A	\$0.00	\$0.00	\$0.00	\$0.00	\$0.00	\$0.00	\$0.00	\$0.00	CA
526745	1181		GIFT SHOP PUR - Night Audit Close Daily	A	\$0.00	\$0.00	\$0.00	\$0.00	\$0.00	\$0.00	\$0.00	\$0.00	CA
523501	1181		GIFT SHOP PUR - Night Audit Close Daily	A	\$0.00	\$0.00	\$0.00	\$0.00	\$0.00	\$0.00	\$0.00	\$0.00	CA
527734	1181		GIFT SHOP PUR - Night Audit Close Daily	A	\$0.00	\$0.00	\$0.00	\$0.00	\$0.00	\$0.00	\$0.00	\$0.00	CA
540725	1181		GIFT SHOP PUR - Night Audit Close Daily	A	\$0.00	\$0.00	\$0.00	\$0.00	\$0.00	\$0.00	\$0.00	\$0.00	CA
529527	1181		GIFT SHOP PUR - Night Audit Close Daily	A	\$0.00	\$0.00	\$0.00	\$0.00	\$0.00	\$0.00	\$0.00	\$0.00	CA
524125	1181		GIFT SHOP PUR - Night Audit Close Daily	A	\$0.00	\$0.00	\$0.00	\$0.00	\$0.00	\$0.00	\$0.00	\$0.00	CA
555669	1181		GIFT SHOP PUR - Night Audit Close Daily	A	\$0.00	\$0.00	\$0.00	\$0.00	\$0.00	\$0.00	\$0.00	\$0.00	CA
561377	1181		GIFT SHOP PUR - Night Audit Close Daily	A	\$0.00	\$0.00	\$0.00	\$0.00	\$0.00	\$0.00	\$0.00	\$0.00	CA
560012	1181		GIFT SHOP PUR - Night Audit Close Daily	A	\$0.00	\$0.00	\$0.00	\$0.00	\$0.00	\$0.00	\$0.00	\$0.00	CA
532790	1181		GIFT SHOP PUR - Night Audit Close Daily	A	\$0.00	\$0.00	\$0.00	\$0.00	\$0.00	\$0.00	\$0.00	\$0.00	CA
521412	1181		GIFT SHOP PUR - Night Audit Close Daily	A	\$0.00	\$0.00	\$0.00	\$0.00	\$0.00	\$0.00	\$0.00	\$0.00	CA
524768	1181		GIFT SHOP PUR - Night Audit Close Daily	A	\$0.00	\$0.00	\$0.00	\$0.00	\$0.00	\$0.00	\$0.00	\$0.00	CA
555901	1181		GIFT SHOP PUR - Night Audit Close Daily	A	\$0.00	\$0.00	\$0.00	\$0.00	\$0.00	\$0.00	\$0.00	\$0.00	CA
532211	1181		GIFT SHOP PUR - Night Audit Close Daily	A	\$0.00	\$0.00	\$0.00	\$0.00	\$0.00	\$0.00	\$0.00	\$0.00	CA
72629	1181		GIFT SHOP PUR - Night Audit Close Daily	A	\$0.00	\$0.00	\$0.00	\$0.00	\$0.00	\$0.00	\$0.00	\$0.00	CA
523055	1181		GIFT SHOP PUR - Night Audit Close Daily	A	\$0.00	\$0.00	\$0.00	\$0.00	\$0.00	\$0.00	\$0.00	\$0.00	CA
559734	1181		GIFT SHOP PUR - Night Audit Close Daily	A	\$0.00	\$0.00	\$0.00	\$0.00	\$0.00	\$0.00	\$0.00	\$0.00	CA
556499	1181		GIFT SHOP PUR - Night Audit Close Daily	A	\$0.00	\$0.00	\$0.00	\$0.00	\$0.00	\$0.00	\$0.00	\$0.00	CA
540684	1181		GIFT SHOP PUR - Night Audit Close Daily	A	\$0.00	\$0.00	\$0.00	\$0.00	\$0.00	\$0.00	\$0.00	\$0.00	CA
532567	1181		GIFT SHOP PUR - Night Audit Close Daily	A	\$0.00	\$0.00	\$0.00	\$0.00	\$0.00	\$0.00	\$0.00	\$0.00	CA
542691	1181		GIFT SHOP PUR - Night Audit Close Daily	A	\$0.00	\$0.00	\$0.00	\$0.00	\$0.00	\$0.00	\$0.00	\$0.00	CA
561787	1181		GIFT SHOP PUR - Night Audit Close Daily	A	\$0.00	\$0.00	\$0.00	\$0.00	\$0.00	\$0.00	\$0.00	\$0.00	CA
540496	1181		GIFT SHOP PUR - Night Audit Close Daily	A	\$0.00	\$0.00	\$0.00	\$0.00	\$0.00	\$0.00	\$0.00	\$0.00	CA
562606	1181		GIFT SHOP PUR - Night Audit Close Daily	A	\$0.00	\$0.00	\$0.00	\$0.00	\$0.00	\$0.00	\$0.00	\$0.00	CA
564291	1181		GIFT SHOP PUR - Night Audit Close Daily	A	\$0.00	\$0.00	\$0.00	\$0.00	\$0.00	\$0.00	\$0.00	\$0.00	CA
531919	1181		GIFT SHOP PUR - Night Audit Close Daily	A	\$0.00	\$0.00	\$0.00	\$0.00	\$0.00	\$0.00	\$0.00	\$0.00	CA
532921	1181		GIFT SHOP PUR - Night Audit Close Daily	A	\$0.00	\$0.00	\$0.00	\$0.00	\$0.00	\$0.00	\$0.00	\$0.00	CA
564453	1181		GIFT SHOP PUR - Night Audit Close Daily	A	\$0.00	\$0.00	\$0.00	\$0.00	\$0.00	\$0.00	\$0.00	\$0.00	CA

Guest Ledger Report

Include: In-House Guest, Group, House, Inactive, Zero-Balance

Folio Number	House Account Number	Room Number	Name	Folio	Opening Balance	Room Revenue (Net)	Tax	Other Revenue (Net)	Payments	Closing Balance	Credit Limit	Over Limit	Pay By
555427	1181		GIFT SHOP PUR - Night Audit Close Daily	A	\$0.00	\$0.00	\$0.00	\$0.00	\$0.00	\$0.00	\$0.00	\$0.00	CA
528190	1181		GIFT SHOP PUR - Night Audit Close Daily	A	\$0.00	\$0.00	\$0.00	\$0.00	\$0.00	\$0.00	\$0.00	\$0.00	CA
553682	1181		GIFT SHOP PUR - Night Audit Close Daily	A	\$0.00	\$0.00	\$0.00	\$0.00	\$0.00	\$0.00	\$0.00	\$0.00	CA
562840	1181		GIFT SHOP PUR - Night Audit Close Daily	A	\$0.00	\$0.00	\$0.00	\$0.00	\$0.00	\$0.00	\$0.00	\$0.00	CA
567780	1181		GIFT SHOP PUR - Night Audit Close Daily	A	\$0.00	\$0.00	\$0.00	\$0.00	\$0.00	\$0.00	\$0.00	\$0.00	CA
540373	1181		GIFT SHOP PUR - Night Audit Close Daily	A	\$0.00	\$0.00	\$0.00	\$0.00	\$0.00	\$0.00	\$0.00	\$0.00	CA
535848	1181		GIFT SHOP PUR - Night Audit Close Daily	A	\$0.00	\$0.00	\$0.00	\$0.00	\$0.00	\$0.00	\$0.00	\$0.00	CA
542744	1181		GIFT SHOP PUR - Night Audit Close Daily	A	\$0.00	\$0.00	\$0.00	\$0.00	\$0.00	\$0.00	\$0.00	\$0.00	CA
553852	1181		GIFT SHOP PUR - Night Audit Close Daily	A	\$0.00	\$0.00	\$0.00	\$0.00	\$0.00	\$0.00	\$0.00	\$0.00	CA
558373	1181		GIFT SHOP PUR - Night Audit Close Daily	A	\$0.00	\$0.00	\$0.00	\$0.00	\$0.00	\$0.00	\$0.00	\$0.00	CA
565598	1181		GIFT SHOP PUR - Night Audit Close Daily	A	\$0.00	\$0.00	\$0.00	\$0.00	\$0.00	\$0.00	\$0.00	\$0.00	CA
540156	1181		GIFT SHOP PUR - Night Audit Close Daily	A	\$0.00	\$0.00	\$0.00	\$0.00	\$0.00	\$0.00	\$0.00	\$0.00	CA
524389	1181		GIFT SHOP PUR - Night Audit Close Daily	A	\$0.00	\$0.00	\$0.00	\$0.00	\$0.00	\$0.00	\$0.00	\$0.00	CA
523358	1181		GIFT SHOP PUR - Night Audit Close Daily	A	\$0.00	\$0.00	\$0.00	\$0.00	\$0.00	\$0.00	\$0.00	\$0.00	CA
556725	1181		GIFT SHOP PUR - Night Audit Close Daily	A	\$0.00	\$0.00	\$0.00	\$0.00	\$0.00	\$0.00	\$0.00	\$0.00	CA
539727	1181		GIFT SHOP PUR - Night Audit Close Daily	A	\$0.00	\$0.00	\$0.00	\$0.00	\$0.00	\$0.00	\$0.00	\$0.00	CA
567521	1181		GIFT SHOP PUR - Night Audit Close Daily	A	\$0.00	\$0.00	\$0.00	\$0.00	\$0.00	\$0.00	\$0.00	\$0.00	CA
561402	1181		GIFT SHOP PUR - Night Audit Close Daily	A	\$0.00	\$0.00	\$0.00	\$0.00	\$0.00	\$0.00	\$0.00	\$0.00	CA
559794	1181		GIFT SHOP PUR - Night Audit Close Daily	A	\$0.00	\$0.00	\$0.00	\$0.00	\$0.00	\$0.00	\$0.00	\$0.00	CA
522370	1181		GIFT SHOP PUR - Night Audit Close Daily	A	\$0.00	\$0.00	\$0.00	\$0.00	\$0.00	\$0.00	\$0.00	\$0.00	CA
535550	1181		GIFT SHOP PUR - Night Audit Close Daily	A	\$0.00	\$0.00	\$0.00	\$0.00	\$0.00	\$0.00	\$0.00	\$0.00	CA
561639	1181		GIFT SHOP PUR - Night Audit Close Daily	A	\$0.00	\$0.00	\$0.00	\$0.00	\$0.00	\$0.00	\$0.00	\$0.00	CA
542049	1181		GIFT SHOP PUR - Night Audit Close Daily	A	\$0.00	\$0.00	\$0.00	\$0.00	\$0.00	\$0.00	\$0.00	\$0.00	CA
567205	1181		GIFT SHOP PUR - Night Audit Close Daily	A	\$0.00	\$0.00	\$0.00	\$0.00	\$0.00	\$0.00	\$0.00	\$0.00	CA
529014	1181		GIFT SHOP PUR - Night Audit Close Daily	A	\$0.00	\$0.00	\$0.00	\$0.00	\$0.00	\$0.00	\$0.00	\$0.00	CA
537440	1181		GIFT SHOP PUR - Night Audit Close Daily	A	\$0.00	\$0.00	\$0.00	\$0.00	\$0.00	\$0.00	\$0.00	\$0.00	CA
522598	1181		GIFT SHOP PUR - Night Audit Close Daily	A	\$0.00	\$0.00	\$0.00	\$0.00	\$0.00	\$0.00	\$0.00	\$0.00	CA
540471	1181		GIFT SHOP PUR - Night Audit Close Daily	A	\$0.00	\$0.00	\$0.00	\$0.00	\$0.00	\$0.00	\$0.00	\$0.00	CA
535939	1181		GIFT SHOP PUR - Night Audit Close Daily	A	\$0.00	\$0.00	\$0.00	\$0.00	\$0.00	\$0.00	\$0.00	\$0.00	CA
524807	1181		GIFT SHOP PUR - Night Audit Close Daily	A	\$0.00	\$0.00	\$0.00	\$0.00	\$0.00	\$0.00	\$0.00	\$0.00	CA
559303	1181		GIFT SHOP PUR - Night Audit Close Daily	A	\$0.00	\$0.00	\$0.00	\$0.00	\$0.00	\$0.00	\$0.00	\$0.00	CA
523434	1181		GIFT SHOP PUR - Night Audit Close Daily	A	\$0.00	\$0.00	\$0.00	\$0.00	\$0.00	\$0.00	\$0.00	\$0.00	CA
536555	1181		GIFT SHOP PUR - Night Audit Close Daily	A	\$0.00	\$0.00	\$0.00	\$0.00	\$0.00	\$0.00	\$0.00	\$0.00	CA

Guest Ledger Report

Include: In-House Guest, Group, House, Inactive, Zero-Balance

Folio Number	House Account Number	Room Number	Name	Folio	Opening Balance	Room Revenue (Net)	Tax	Other Revenue (Net)	Payments	Closing Balance	Credit Limit	Over Limit	Pay By
533029	1181		GIFT SHOP PUR - Night Audit Close Daily	A	\$0.00	\$0.00	\$0.00	\$0.00	\$0.00	\$0.00	\$0.00	\$0.00	CA
563286	1181		GIFT SHOP PUR - Night Audit Close Daily	A	\$0.00	\$0.00	\$0.00	\$0.00	\$0.00	\$0.00	\$0.00	\$0.00	CA
526352	1181		GIFT SHOP PUR - Night Audit Close Daily	A	\$0.00	\$0.00	\$0.00	\$0.00	\$0.00	\$0.00	\$0.00	\$0.00	CA
555513	1181		GIFT SHOP PUR - Night Audit Close Daily	A	\$0.00	\$0.00	\$0.00	\$0.00	\$0.00	\$0.00	\$0.00	\$0.00	CA
542091	1181		GIFT SHOP PUR - Night Audit Close Daily	A	\$0.00	\$0.00	\$0.00	\$0.00	\$0.00	\$0.00	\$0.00	\$0.00	CA
557111	1181		GIFT SHOP PUR - Night Audit Close Daily	A	\$0.00	\$0.00	\$0.00	\$0.00	\$0.00	\$0.00	\$0.00	\$0.00	CA
530726	1181		GIFT SHOP PUR - Night Audit Close Daily	A	\$0.00	\$0.00	\$0.00	\$0.00	\$0.00	\$0.00	\$0.00	\$0.00	CA
528277	1181		GIFT SHOP PUR - Night Audit Close Daily	A	\$0.00	\$0.00	\$0.00	\$0.00	\$0.00	\$0.00	\$0.00	\$0.00	CA
541771	1181		GIFT SHOP PUR - Night Audit Close Daily	A	\$0.00	\$0.00	\$0.00	\$0.00	\$0.00	\$0.00	\$0.00	\$0.00	CA
566502	1181		GIFT SHOP PUR - Night Audit Close Daily	A	\$0.00	\$0.00	\$0.00	\$0.00	\$0.00	\$0.00	\$0.00	\$0.00	CA
553351	1181		GIFT SHOP PUR - Night Audit Close Daily	A	\$0.00	\$0.00	\$0.00	\$0.00	\$0.00	\$0.00	\$0.00	\$0.00	CA
536363	1181		GIFT SHOP PUR - Night Audit Close Daily	A	\$0.00	\$0.00	\$0.00	\$0.00	\$0.00	\$0.00	\$0.00	\$0.00	CA
535311	1181		GIFT SHOP PUR - Night Audit Close Daily	A	\$0.00	\$0.00	\$0.00	\$0.00	\$0.00	\$0.00	\$0.00	\$0.00	CA
527123	1181		GIFT SHOP PUR - Night Audit Close Daily	A	\$0.00	\$0.00	\$0.00	\$0.00	\$0.00	\$0.00	\$0.00	\$0.00	CA
555025	1181		GIFT SHOP PUR - Night Audit Close Daily	A	\$0.00	\$0.00	\$0.00	\$0.00	\$0.00	\$0.00	\$0.00	\$0.00	CA
522785	1181		GIFT SHOP PUR - Night Audit Close Daily	A	\$0.00	\$0.00	\$0.00	\$0.00	\$0.00	\$0.00	\$0.00	\$0.00	CA
532265	1181		GIFT SHOP PUR - Night Audit Close Daily	A	\$0.00	\$0.00	\$0.00	\$0.00	\$0.00	\$0.00	\$0.00	\$0.00	CA
553775	1181		GIFT SHOP PUR - Night Audit Close Daily	A	\$0.00	\$0.00	\$0.00	\$0.00	\$0.00	\$0.00	\$0.00	\$0.00	CA
526865	1181		GIFT SHOP PUR - Night Audit Close Daily	A	\$0.00	\$0.00	\$0.00	\$0.00	\$0.00	\$0.00	\$0.00	\$0.00	CA
524288	1181		GIFT SHOP PUR - Night Audit Close Daily	A	\$0.00	\$0.00	\$0.00	\$0.00	\$0.00	\$0.00	\$0.00	\$0.00	CA
564812	1181		GIFT SHOP PUR - Night Audit Close Daily	A	\$0.00	\$0.00	\$0.00	\$0.00	\$0.00	\$0.00	\$0.00	\$0.00	CA
541988	1181		GIFT SHOP PUR - Night Audit Close Daily	A	\$0.00	\$0.00	\$0.00	\$0.00	\$0.00	\$0.00	\$0.00	\$0.00	CA
553419	1181		GIFT SHOP PUR - Night Audit Close Daily	A	\$0.00	\$0.00	\$0.00	\$0.00	\$0.00	\$0.00	\$0.00	\$0.00	CA
536636	1181		GIFT SHOP PUR - Night Audit Close Daily	A	\$0.00	\$0.00	\$0.00	\$0.00	\$0.00	\$0.00	\$0.00	\$0.00	CA
521986	1181		GIFT SHOP PUR - Night Audit Close Daily	A	\$0.00	\$0.00	\$0.00	\$0.00	\$0.00	\$0.00	\$0.00	\$0.00	CA
567895	1181		GIFT SHOP PUR - Night Audit Close Daily	A	\$0.00	\$0.00	\$0.00	\$0.00	\$0.00	\$0.00	\$0.00	\$0.00	CA
562738	1181		GIFT SHOP PUR - Night Audit Close Daily	A	\$0.00	\$0.00	\$0.00	\$0.00	\$0.00	\$0.00	\$0.00	\$0.00	CA
558618	1181		GIFT SHOP PUR - Night Audit Close Daily	A	\$0.00	\$0.00	\$0.00	\$0.00	\$0.00	\$0.00	\$0.00	\$0.00	CA
542115	1181		GIFT SHOP PUR - Night Audit Close Daily	A	\$0.00	\$0.00	\$0.00	\$0.00	\$0.00	\$0.00	\$0.00	\$0.00	CA
533115	1181		GIFT SHOP PUR - Night Audit Close Daily	A	\$0.00	\$0.00	\$0.00	\$0.00	\$0.00	\$0.00	\$0.00	\$0.00	CA
565651	1181		GIFT SHOP PUR - Night Audit Close Daily	A	\$0.00	\$0.00	\$0.00	\$0.00	\$0.00	\$0.00	\$0.00	\$0.00	CA
534115	1181		GIFT SHOP PUR - Night Audit Close Daily	A	\$0.00	\$0.00	\$0.00	\$0.00	\$0.00	\$0.00	\$0.00	\$0.00	CA
522134	1181		GIFT SHOP PUR - Night Audit Close Daily	A	\$0.00	\$0.00	\$0.00	\$0.00	\$0.00	\$0.00	\$0.00	\$0.00	CA

Guest Ledger Report

Include: In-House Guest, Group, House, Inactive, Zero-Balance

Folio Number	House Account Number	Room Number	Name	Folio	Opening Balance	Room Revenue (Net)	Tax	Other Revenue (Net)	Payments	Closing Balance	Credit Limit	Over Limit	Pay By
558257	1181		GIFT SHOP PUR - Night Audit Close Daily	A	\$0.00	\$0.00	\$0.00	\$0.00	\$0.00	\$0.00	\$0.00	\$0.00	CA
559162	1181		GIFT SHOP PUR - Night Audit Close Daily	A	\$0.00	\$0.00	\$0.00	\$0.00	\$0.00	\$0.00	\$0.00	\$0.00	CA
533965	1181		GIFT SHOP PUR - Night Audit Close Daily	A	\$0.00	\$0.00	\$0.00	\$0.00	\$0.00	\$0.00	\$0.00	\$0.00	CA
523454	1181		GIFT SHOP PUR - Night Audit Close Daily	A	\$0.00	\$0.00	\$0.00	\$0.00	\$0.00	\$0.00	\$0.00	\$0.00	CA
562242	1181		GIFT SHOP PUR - Night Audit Close Daily	A	\$0.00	\$0.00	\$0.00	\$0.00	\$0.00	\$0.00	\$0.00	\$0.00	CA
564527	1181		GIFT SHOP PUR - Night Audit Close Daily	A	\$0.00	\$0.00	\$0.00	\$0.00	\$0.00	\$0.00	\$0.00	\$0.00	CA
566826	1181		GIFT SHOP PUR - Night Audit Close Daily	A	\$0.00	\$0.00	\$0.00	\$0.00	\$0.00	\$0.00	\$0.00	\$0.00	CA
533679	1181		GIFT SHOP PUR - Night Audit Close Daily	A	\$0.00	\$0.00	\$0.00	\$0.00	\$0.00	\$0.00	\$0.00	\$0.00	CA
527074	1181		GIFT SHOP PUR - Night Audit Close Daily	A	\$0.00	\$0.00	\$0.00	\$0.00	\$0.00	\$0.00	\$0.00	\$0.00	CA
557084	1181		GIFT SHOP PUR - Night Audit Close Daily	A	\$0.00	\$0.00	\$0.00	\$0.00	\$0.00	\$0.00	\$0.00	\$0.00	CA
565448	1181		GIFT SHOP PUR - Night Audit Close Daily	A	\$0.00	\$0.00	\$0.00	\$0.00	\$0.00	\$0.00	\$0.00	\$0.00	CA
553391	1181		GIFT SHOP PUR - Night Audit Close Daily	A	\$0.00	\$0.00	\$0.00	\$0.00	\$0.00	\$0.00	\$0.00	\$0.00	CA
563162	1181		GIFT SHOP PUR - Night Audit Close Daily	A	\$0.00	\$0.00	\$0.00	\$0.00	\$0.00	\$0.00	\$0.00	\$0.00	CA
525142	1181		GIFT SHOP PUR - Night Audit Close Daily	A	\$0.00	\$0.00	\$0.00	\$0.00	\$0.00	\$0.00	\$0.00	\$0.00	CA
536616	1181		GIFT SHOP PUR - Night Audit Close Daily	A	\$0.00	\$0.00	\$0.00	\$0.00	\$0.00	\$0.00	\$0.00	\$0.00	CA
529427	1181		GIFT SHOP PUR - Night Audit Close Daily	A	\$0.00	\$0.00	\$0.00	\$0.00	\$0.00	\$0.00	\$0.00	\$0.00	CA
538658	1181		GIFT SHOP PUR - Night Audit Close Daily	A	\$0.00	\$0.00	\$0.00	\$0.00	\$0.00	\$0.00	\$0.00	\$0.00	CA
560256	1181		GIFT SHOP PUR - Night Audit Close Daily	A	\$0.00	\$0.00	\$0.00	\$0.00	\$0.00	\$0.00	\$0.00	\$0.00	CA
542387	1181		GIFT SHOP PUR - Night Audit Close Daily	A	\$0.00	\$0.00	\$0.00	\$0.00	\$0.00	\$0.00	\$0.00	\$0.00	CA
533721	1181		GIFT SHOP PUR - Night Audit Close Daily	A	\$0.00	\$0.00	\$0.00	\$0.00	\$0.00	\$0.00	\$0.00	\$0.00	CA
538283	1181		GIFT SHOP PUR - Night Audit Close Daily	A	\$0.00	\$0.00	\$0.00	\$0.00	\$0.00	\$0.00	\$0.00	\$0.00	CA
562376	1181		GIFT SHOP PUR - Night Audit Close Daily	A	\$0.00	\$0.00	\$0.00	\$0.00	\$0.00	\$0.00	\$0.00	\$0.00	CA
524483	1181		GIFT SHOP PUR - Night Audit Close Daily	A	\$0.00	\$0.00	\$0.00	\$0.00	\$0.00	\$0.00	\$0.00	\$0.00	CA
524609	1181		GIFT SHOP PUR - Night Audit Close Daily	A	\$0.00	\$0.00	\$0.00	\$0.00	\$0.00	\$0.00	\$0.00	\$0.00	CA
566344	1181		GIFT SHOP PUR - Night Audit Close Daily	A	\$0.00	\$0.00	\$0.00	\$0.00	\$0.00	\$0.00	\$0.00	\$0.00	CA
558692	1181		GIFT SHOP PUR - Night Audit Close Daily	A	\$0.00	\$0.00	\$0.00	\$0.00	\$0.00	\$0.00	\$0.00	\$0.00	CA
540136	1181		GIFT SHOP PUR - Night Audit Close Daily	A	\$0.00	\$0.00	\$0.00	\$0.00	\$0.00	\$0.00	\$0.00	\$0.00	CA
563354	1181		GIFT SHOP PUR - Night Audit Close Daily	A	\$0.00	\$0.00	\$0.00	\$0.00	\$0.00	\$0.00	\$0.00	\$0.00	CA
540449	1181		GIFT SHOP PUR - Night Audit Close Daily	A	\$0.00	\$0.00	\$0.00	\$0.00	\$0.00	\$0.00	\$0.00	\$0.00	CA
555942	1181		GIFT SHOP PUR - Night Audit Close Daily	A	\$0.00	\$0.00	\$0.00	\$0.00	\$0.00	\$0.00	\$0.00	\$0.00	CA
562782	1181		GIFT SHOP PUR - Night Audit Close Daily	A	\$0.00	\$0.00	\$0.00	\$0.00	\$0.00	\$0.00	\$0.00	\$0.00	CA
524638	1181		GIFT SHOP PUR - Night Audit Close Daily	A	\$0.00	\$0.00	\$0.00	\$0.00	\$0.00	\$0.00	\$0.00	\$0.00	CA
559767	1181		GIFT SHOP PUR - Night Audit Close Daily	A	\$0.00	\$0.00	\$0.00	\$0.00	\$0.00	\$0.00	\$0.00	\$0.00	CA

Guest Ledger Report

Include: In-House Guest, Group, House, Inactive, Zero-Balance

Folio Number	House Account Number	Room Number	Name	Folio	Opening Balance	Room Revenue (Net)	Tax	Other Revenue (Net)	Payments	Closing Balance	Credit Limit	Over Limit	Pay By
562167	1181		GIFT SHOP PUR - Night Audit Close Daily	A	\$0.00	\$0.00	\$0.00	\$0.00	\$0.00	\$0.00	\$0.00	\$0.00	CA
533473	1181		GIFT SHOP PUR - Night Audit Close Daily	A	\$0.00	\$0.00	\$0.00	\$0.00	\$0.00	\$0.00	\$0.00	\$0.00	CA
564128	1181		GIFT SHOP PUR - Night Audit Close Daily	A	\$0.00	\$0.00	\$0.00	\$0.00	\$0.00	\$0.00	\$0.00	\$0.00	CA
560088	1181		GIFT SHOP PUR - Night Audit Close Daily	A	\$0.00	\$0.00	\$0.00	\$0.00	\$0.00	\$0.00	\$0.00	\$0.00	CA
523316	1181		GIFT SHOP PUR - Night Audit Close Daily	A	\$0.00	\$0.00	\$0.00	\$0.00	\$0.00	\$0.00	\$0.00	\$0.00	CA
532470	1181		GIFT SHOP PUR - Night Audit Close Daily	A	\$0.00	\$0.00	\$0.00	\$0.00	\$0.00	\$0.00	\$0.00	\$0.00	CA
528870	1181		GIFT SHOP PUR - Night Audit Close Daily	A	\$0.00	\$0.00	\$0.00	\$0.00	\$0.00	\$0.00	\$0.00	\$0.00	CA
567454	1181		GIFT SHOP PUR - Night Audit Close Daily	A	\$0.00	\$0.00	\$0.00	\$0.00	\$0.00	\$0.00	\$0.00	\$0.00	CA
534693	1181		GIFT SHOP PUR - Night Audit Close Daily	A	\$0.00	\$0.00	\$0.00	\$0.00	\$0.00	\$0.00	\$0.00	\$0.00	CA
527872	1181		GIFT SHOP PUR - Night Audit Close Daily	A	\$0.00	\$0.00	\$0.00	\$0.00	\$0.00	\$0.00	\$0.00	\$0.00	CA
558454	1181		GIFT SHOP PUR - Night Audit Close Daily	A	\$0.00	\$0.00	\$0.00	\$0.00	\$0.00	\$0.00	\$0.00	\$0.00	CA
537505	1181		GIFT SHOP PUR - Night Audit Close Daily	A	\$0.00	\$0.00	\$0.00	\$0.00	\$0.00	\$0.00	\$0.00	\$0.00	CA
530504	1181		GIFT SHOP PUR - Night Audit Close Daily	A	\$0.00	\$0.00	\$0.00	\$0.00	\$0.00	\$0.00	\$0.00	\$0.00	CA
523234	1181		GIFT SHOP PUR - Night Audit Close Daily	A	\$0.00	\$0.00	\$0.00	\$0.00	\$0.00	\$0.00	\$0.00	\$0.00	CA
566879	1181		GIFT SHOP PUR - Night Audit Close Daily	A	\$0.00	\$0.00	\$0.00	\$0.00	\$0.00	\$0.00	\$0.00	\$0.00	CA
531392	1181		GIFT SHOP PUR - Night Audit Close Daily	A	\$0.00	\$0.00	\$0.00	\$0.00	\$0.00	\$0.00	\$0.00	\$0.00	CA
534980	1181		GIFT SHOP PUR - Night Audit Close Daily	A	\$0.00	\$0.00	\$0.00	\$0.00	\$0.00	\$0.00	\$0.00	\$0.00	CA
538757	1181		GIFT SHOP PUR - Night Audit Close Daily	A	\$0.00	\$0.00	\$0.00	\$0.00	\$0.00	\$0.00	\$0.00	\$0.00	CA
532855	1181		GIFT SHOP PUR - Night Audit Close Daily	A	\$0.00	\$0.00	\$0.00	\$0.00	\$0.00	\$0.00	\$0.00	\$0.00	CA
523184	1181		GIFT SHOP PUR - Night Audit Close Daily	A	\$0.00	\$0.00	\$0.00	\$0.00	\$0.00	\$0.00	\$0.00	\$0.00	CA
560490	1181		GIFT SHOP PUR - Night Audit Close Daily	A	\$0.00	\$0.00	\$0.00	\$0.00	\$0.00	\$0.00	\$0.00	\$0.00	CA
539336	1181		GIFT SHOP PUR - Night Audit Close Daily	A	\$0.00	\$0.00	\$0.00	\$0.00	\$0.00	\$0.00	\$0.00	\$0.00	CA
534444	1181		GIFT SHOP PUR - Night Audit Close Daily	A	\$0.00	\$0.00	\$0.00	\$0.00	\$0.00	\$0.00	\$0.00	\$0.00	CA
541223	1181		GIFT SHOP PUR - Night Audit Close Daily	A	\$0.00	\$0.00	\$0.00	\$0.00	\$0.00	\$0.00	\$0.00	\$0.00	CA
560813	1181		GIFT SHOP PUR - Night Audit Close Daily	A	\$0.00	\$0.00	\$0.00	\$0.00	\$0.00	\$0.00	\$0.00	\$0.00	CA
542880	1181		GIFT SHOP PUR - Night Audit Close Daily	A	\$0.00	\$0.00	\$0.00	\$0.00	\$0.00	\$0.00	\$0.00	\$0.00	CA
537088	1181		GIFT SHOP PUR - Night Audit Close Daily	A	\$0.00	\$0.00	\$0.00	\$0.00	\$0.00	\$0.00	\$0.00	\$0.00	CA
561079	1181		GIFT SHOP PUR - Night Audit Close Daily	A	\$0.00	\$0.00	\$0.00	\$0.00	\$0.00	\$0.00	\$0.00	\$0.00	CA
538179	1181		GIFT SHOP PUR - Night Audit Close Daily	A	\$0.00	\$0.00	\$0.00	\$0.00	\$0.00	\$0.00	\$0.00	\$0.00	CA
558199	1181		GIFT SHOP PUR - Night Audit Close Daily	A	\$0.00	\$0.00	\$0.00	\$0.00	\$0.00	\$0.00	\$0.00	\$0.00	CA
563128	1181		GIFT SHOP PUR - Night Audit Close Daily	A	\$0.00	\$0.00	\$0.00	\$0.00	\$0.00	\$0.00	\$0.00	\$0.00	CA
536691	1181		GIFT SHOP PUR - Night Audit Close Daily	A	\$0.00	\$0.00	\$0.00	\$0.00	\$0.00	\$0.00	\$0.00	\$0.00	CA
530617	1181		GIFT SHOP PUR - Night Audit Close Daily	A	\$0.00	\$0.00	\$0.00	\$0.00	\$0.00	\$0.00	\$0.00	\$0.00	CA

Guest Ledger Report

Include: In-House Guest, Group, House, Inactive, Zero-Balance

Folio Number	House Account Number	Room Number	Name	Folio	Opening Balance	Room Revenue (Net)	Tax	Other Revenue (Net)	Payments	Closing Balance	Credit Limit	Over Limit	Pay By
562191	1181		GIFT SHOP PUR - Night Audit Close Daily	A	\$0.00	\$0.00	\$0.00	\$0.00	\$0.00	\$0.00	\$0.00	\$0.00	CA
523104	1181		GIFT SHOP PUR - Night Audit Close Daily	A	\$0.00	\$0.00	\$0.00	\$0.00	\$0.00	\$0.00	\$0.00	\$0.00	CA
533429	1181		GIFT SHOP PUR - Night Audit Close Daily	A	\$0.00	\$0.00	\$0.00	\$0.00	\$0.00	\$0.00	\$0.00	\$0.00	CA
525090	1181		GIFT SHOP PUR - Night Audit Close Daily	A	\$0.00	\$0.00	\$0.00	\$0.00	\$0.00	\$0.00	\$0.00	\$0.00	CA
558652	1181		GIFT SHOP PUR - Night Audit Close Daily	A	\$0.00	\$0.00	\$0.00	\$0.00	\$0.00	\$0.00	\$0.00	\$0.00	CA
526272	1181		GIFT SHOP PUR - Night Audit Close Daily	A	\$0.00	\$0.00	\$0.00	\$0.00	\$0.00	\$0.00	\$0.00	\$0.00	CA
535790	1181		GIFT SHOP PUR - Night Audit Close Daily	A	\$0.00	\$0.00	\$0.00	\$0.00	\$0.00	\$0.00	\$0.00	\$0.00	CA
531703	1181		GIFT SHOP PUR - Night Audit Close Daily	A	\$0.00	\$0.00	\$0.00	\$0.00	\$0.00	\$0.00	\$0.00	\$0.00	CA
529972	1181		GIFT SHOP PUR - Night Audit Close Daily	A	\$0.00	\$0.00	\$0.00	\$0.00	\$0.00	\$0.00	\$0.00	\$0.00	CA
525513	1181		GIFT SHOP PUR - Night Audit Close Daily	A	\$0.00	\$0.00	\$0.00	\$0.00	\$0.00	\$0.00	\$0.00	\$0.00	CA
556813	1181		GIFT SHOP PUR - Night Audit Close Daily	A	\$0.00	\$0.00	\$0.00	\$0.00	\$0.00	\$0.00	\$0.00	\$0.00	CA
527851	1181		GIFT SHOP PUR - Night Audit Close Daily	A	\$0.00	\$0.00	\$0.00	\$0.00	\$0.00	\$0.00	\$0.00	\$0.00	CA
534486	1181		GIFT SHOP PUR - Night Audit Close Daily	A	\$0.00	\$0.00	\$0.00	\$0.00	\$0.00	\$0.00	\$0.00	\$0.00	CA
534667	1181		GIFT SHOP PUR - Night Audit Close Daily	A	\$0.00	\$0.00	\$0.00	\$0.00	\$0.00	\$0.00	\$0.00	\$0.00	CA
524511	1181		GIFT SHOP PUR - Night Audit Close Daily	A	\$0.00	\$0.00	\$0.00	\$0.00	\$0.00	\$0.00	\$0.00	\$0.00	CA
560519	1181		GIFT SHOP PUR - Night Audit Close Daily	A	\$0.00	\$0.00	\$0.00	\$0.00	\$0.00	\$0.00	\$0.00	\$0.00	CA
533319	1181		GIFT SHOP PUR - Night Audit Close Daily	A	\$0.00	\$0.00	\$0.00	\$0.00	\$0.00	\$0.00	\$0.00	\$0.00	CA
522059	1181		GIFT SHOP PUR - Night Audit Close Daily	A	\$0.00	\$0.00	\$0.00	\$0.00	\$0.00	\$0.00	\$0.00	\$0.00	CA
541002	1181		GIFT SHOP PUR - Night Audit Close Daily	A	\$0.00	\$0.00	\$0.00	\$0.00	\$0.00	\$0.00	\$0.00	\$0.00	CA
522851	1181		GIFT SHOP PUR - Night Audit Close Daily	A	\$0.00	\$0.00	\$0.00	\$0.00	\$0.00	\$0.00	\$0.00	\$0.00	CA
523929	1181		GIFT SHOP PUR - Night Audit Close Daily	A	\$0.00	\$0.00	\$0.00	\$0.00	\$0.00	\$0.00	\$0.00	\$0.00	CA
562929	1181		GIFT SHOP PUR - Night Audit Close Daily	A	\$0.00	\$0.00	\$0.00	\$0.00	\$0.00	\$0.00	\$0.00	\$0.00	CA
539837	1181		GIFT SHOP PUR - Night Audit Close Daily	A	\$0.00	\$0.00	\$0.00	\$0.00	\$0.00	\$0.00	\$0.00	\$0.00	CA
523714	1181		GIFT SHOP PUR - Night Audit Close Daily	A	\$0.00	\$0.00	\$0.00	\$0.00	\$0.00	\$0.00	\$0.00	\$0.00	CA
532721	1181		GIFT SHOP PUR - Night Audit Close Daily	A	\$0.00	\$0.00	\$0.00	\$0.00	\$0.00	\$0.00	\$0.00	\$0.00	CA
560335	1181		GIFT SHOP PUR - Night Audit Close Daily	A	\$0.00	\$0.00	\$0.00	\$0.00	\$0.00	\$0.00	\$0.00	\$0.00	CA
529577	1181		GIFT SHOP PUR - Night Audit Close Daily	A	\$0.00	\$0.00	\$0.00	\$0.00	\$0.00	\$0.00	\$0.00	\$0.00	CA
522500	1181		GIFT SHOP PUR - Night Audit Close Daily	A	\$0.00	\$0.00	\$0.00	\$0.00	\$0.00	\$0.00	\$0.00	\$0.00	CA
559522	1181		GIFT SHOP PUR - Night Audit Close Daily	A	\$0.00	\$0.00	\$0.00	\$0.00	\$0.00	\$0.00	\$0.00	\$0.00	CA
534530	1181		GIFT SHOP PUR - Night Audit Close Daily	A	\$0.00	\$0.00	\$0.00	\$0.00	\$0.00	\$0.00	\$0.00	\$0.00	CA
537042	1181		GIFT SHOP PUR - Night Audit Close Daily	A	\$0.00	\$0.00	\$0.00	\$0.00	\$0.00	\$0.00	\$0.00	\$0.00	CA
537771	1181		GIFT SHOP PUR - Night Audit Close Daily	A	\$0.00	\$0.00	\$0.00	\$0.00	\$0.00	\$0.00	\$0.00	\$0.00	CA
531547	1181		GIFT SHOP PUR - Night Audit Close Daily	A	\$0.00	\$0.00	\$0.00	\$0.00	\$0.00	\$0.00	\$0.00	\$0.00	CA

Guest Ledger Report

Include: In-House Guest, Group, House, Inactive, Zero-Balance

Folio Number	House Account Number	Room Number	Name	Folio	Opening Balance	Room Revenue (Net)	Tax	Other Revenue (Net)	Payments	Closing Balance	Credit Limit	Over Limit	Pay By
567716	1181		GIFT SHOP PUR - Night Audit Close Daily	A	\$0.00	\$0.00	\$0.00	\$0.00	\$0.00	\$0.00	\$0.00	\$0.00	CA
563015	1181		GIFT SHOP PUR - Night Audit Close Daily	A	\$0.00	\$0.00	\$0.00	\$0.00	\$0.00	\$0.00	\$0.00	\$0.00	CA
563762	1181		GIFT SHOP PUR - Night Audit Close Daily	A	\$0.00	\$0.00	\$0.00	\$0.00	\$0.00	\$0.00	\$0.00	\$0.00	CA
541932	1181		GIFT SHOP PUR - Night Audit Close Daily	A	\$0.00	\$0.00	\$0.00	\$0.00	\$0.00	\$0.00	\$0.00	\$0.00	CA
556969	1181		GIFT SHOP PUR - Night Audit Close Daily	A	\$0.00	\$0.00	\$0.00	\$0.00	\$0.00	\$0.00	\$0.00	\$0.00	CA
534878	1181		GIFT SHOP PUR - Night Audit Close Daily	A	\$0.00	\$0.00	\$0.00	\$0.00	\$0.00	\$0.00	\$0.00	\$0.00	CA
559847	1181		GIFT SHOP PUR - Night Audit Close Daily	A	\$0.00	\$0.00	\$0.00	\$0.00	\$0.00	\$0.00	\$0.00	\$0.00	CA
529068	1181		GIFT SHOP PUR - Night Audit Close Daily	A	\$0.00	\$0.00	\$0.00	\$0.00	\$0.00	\$0.00	\$0.00	\$0.00	CA
541877	1181		GIFT SHOP PUR - Night Audit Close Daily	A	\$0.00	\$0.00	\$0.00	\$0.00	\$0.00	\$0.00	\$0.00	\$0.00	CA
526419	1181		GIFT SHOP PUR - Night Audit Close Daily	A	\$0.00	\$0.00	\$0.00	\$0.00	\$0.00	\$0.00	\$0.00	\$0.00	CA
562682	1181		GIFT SHOP PUR - Night Audit Close Daily	A	\$0.00	\$0.00	\$0.00	\$0.00	\$0.00	\$0.00	\$0.00	\$0.00	CA
537390	1181		GIFT SHOP PUR - Night Audit Close Daily	A	\$0.00	\$0.00	\$0.00	\$0.00	\$0.00	\$0.00	\$0.00	\$0.00	CA
540543	1181		GIFT SHOP PUR - Night Audit Close Daily	A	\$0.00	\$0.00	\$0.00	\$0.00	\$0.00	\$0.00	\$0.00	\$0.00	CA
532968	1181		GIFT SHOP PUR - Night Audit Close Daily	A	\$0.00	\$0.00	\$0.00	\$0.00	\$0.00	\$0.00	\$0.00	\$0.00	CA
538830	1181		GIFT SHOP PUR - Night Audit Close Daily	A	\$0.00	\$0.00	\$0.00	\$0.00	\$0.00	\$0.00	\$0.00	\$0.00	CA
534168	1181		GIFT SHOP PUR - Night Audit Close Daily	A	\$0.00	\$0.00	\$0.00	\$0.00	\$0.00	\$0.00	\$0.00	\$0.00	CA
564222	1181		GIFT SHOP PUR - Night Audit Close Daily	A	\$0.00	\$0.00	\$0.00	\$0.00	\$0.00	\$0.00	\$0.00	\$0.00	CA
539973	1181		GIFT SHOP PUR - Night Audit Close Daily	A	\$0.00	\$0.00	\$0.00	\$0.00	\$0.00	\$0.00	\$0.00	\$0.00	CA
553913	1181		GIFT SHOP PUR - Night Audit Close Daily	A	\$0.00	\$0.00	\$0.00	\$0.00	\$0.00	\$0.00	\$0.00	\$0.00	CA
565923	1181		GIFT SHOP PUR - Night Audit Close Daily	A	\$0.00	\$0.00	\$0.00	\$0.00	\$0.00	\$0.00	\$0.00	\$0.00	CA
530849	1181		GIFT SHOP PUR - Night Audit Close Daily	A	\$0.00	\$0.00	\$0.00	\$0.00	\$0.00	\$0.00	\$0.00	\$0.00	CA
525422	1181		GIFT SHOP PUR - Night Audit Close Daily	A	\$0.00	\$0.00	\$0.00	\$0.00	\$0.00	\$0.00	\$0.00	\$0.00	CA
534906	1181		GIFT SHOP PUR - Night Audit Close Daily	A	\$0.00	\$0.00	\$0.00	\$0.00	\$0.00	\$0.00	\$0.00	\$0.00	CA
564611	1181		GIFT SHOP PUR - Night Audit Close Daily	A	\$0.00	\$0.00	\$0.00	\$0.00	\$0.00	\$0.00	\$0.00	\$0.00	CA
558807	1181		GIFT SHOP PUR - Night Audit Close Daily	A	\$0.00	\$0.00	\$0.00	\$0.00	\$0.00	\$0.00	\$0.00	\$0.00	CA
559499	1181		GIFT SHOP PUR - Night Audit Close Daily	A	\$0.00	\$0.00	\$0.00	\$0.00	\$0.00	\$0.00	\$0.00	\$0.00	CA
531971	1181		GIFT SHOP PUR - Night Audit Close Daily	A	\$0.00	\$0.00	\$0.00	\$0.00	\$0.00	\$0.00	\$0.00	\$0.00	CA
560393	1181		GIFT SHOP PUR - Night Audit Close Daily	A	\$0.00	\$0.00	\$0.00	\$0.00	\$0.00	\$0.00	\$0.00	\$0.00	CA
561748	1181		GIFT SHOP PUR - Night Audit Close Daily	A	\$0.00	\$0.00	\$0.00	\$0.00	\$0.00	\$0.00	\$0.00	\$0.00	CA
535897	1181		GIFT SHOP PUR - Night Audit Close Daily	A	\$0.00	\$0.00	\$0.00	\$0.00	\$0.00	\$0.00	\$0.00	\$0.00	CA
537168	1181		GIFT SHOP PUR - Night Audit Close Daily	A	\$0.00	\$0.00	\$0.00	\$0.00	\$0.00	\$0.00	\$0.00	\$0.00	CA
533904	1181		GIFT SHOP PUR - Night Audit Close Daily	A	\$0.00	\$0.00	\$0.00	\$0.00	\$0.00	\$0.00	\$0.00	\$0.00	CA
558078	1181		GIFT SHOP PUR - Night Audit Close Daily	A	\$0.00	\$0.00	\$0.00	\$0.00	\$0.00	\$0.00	\$0.00	\$0.00	CA

Guest Ledger Report

Include: In-House Guest, Group, House, Inactive, Zero-Balance

Folio Number	House Account Number	Room Number	Name	Folio	Opening Balance	Room Revenue (Net)	Tax	Other Revenue (Net)	Payments	Closing Balance	Credit Limit	Over Limit	Pay By
541086	1181		GIFT SHOP PUR - Night Audit Close Daily	A	\$0.00	\$0.00	\$0.00	\$0.00	\$0.00	\$0.00	\$0.00	\$0.00	CA
524791	1181		GIFT SHOP PUR - Night Audit Close Daily	A	\$0.00	\$0.00	\$0.00	\$0.00	\$0.00	\$0.00	\$0.00	\$0.00	CA
540232	1181		GIFT SHOP PUR - Night Audit Close Daily	A	\$0.00	\$0.00	\$0.00	\$0.00	\$0.00	\$0.00	\$0.00	\$0.00	CA
521493	1181		GIFT SHOP PUR - Night Audit Close Daily	A	\$0.00	\$0.00	\$0.00	\$0.00	\$0.00	\$0.00	\$0.00	\$0.00	CA
521239	1181		GIFT SHOP PUR - Night Audit Close Daily	A	\$0.00	\$0.00	\$0.00	\$0.00	\$0.00	\$0.00	\$0.00	\$0.00	CA
561277	1181		GIFT SHOP PUR - Night Audit Close Daily	A	\$0.00	\$0.00	\$0.00	\$0.00	\$0.00	\$0.00	\$0.00	\$0.00	CA
529295	1181		GIFT SHOP PUR - Night Audit Close Daily	A	\$0.00	\$0.00	\$0.00	\$0.00	\$0.00	\$0.00	\$0.00	\$0.00	CA
562568	1181		GIFT SHOP PUR - Night Audit Close Daily	A	\$0.00	\$0.00	\$0.00	\$0.00	\$0.00	\$0.00	\$0.00	\$0.00	CA
540417	1181		GIFT SHOP PUR - Night Audit Close Daily	A	\$0.00	\$0.00	\$0.00	\$0.00	\$0.00	\$0.00	\$0.00	\$0.00	CA
531490	1181		GIFT SHOP PUR - Night Audit Close Daily	A	\$0.00	\$0.00	\$0.00	\$0.00	\$0.00	\$0.00	\$0.00	\$0.00	CA
528834	1181		GIFT SHOP PUR - Night Audit Close Daily	A	\$0.00	\$0.00	\$0.00	\$0.00	\$0.00	\$0.00	\$0.00	\$0.00	CA
527005	1181		GIFT SHOP PUR - Night Audit Close Daily	A	\$0.00	\$0.00	\$0.00	\$0.00	\$0.00	\$0.00	\$0.00	\$0.00	CA
529614	1181		GIFT SHOP PUR - Night Audit Close Daily	A	\$0.00	\$0.00	\$0.00	\$0.00	\$0.00	\$0.00	\$0.00	\$0.00	CA
541290	1181		GIFT SHOP PUR - Night Audit Close Daily	A	\$0.00	\$0.00	\$0.00	\$0.00	\$0.00	\$0.00	\$0.00	\$0.00	CA
567849	1181		GIFT SHOP PUR - Night Audit Close Daily	A	\$0.00	\$0.00	\$0.00	\$0.00	\$0.00	\$0.00	\$0.00	\$0.00	CA
541186	1181		GIFT SHOP PUR - Night Audit Close Daily	A	\$0.00	\$0.00	\$0.00	\$0.00	\$0.00	\$0.00	\$0.00	\$0.00	CA
536751	1181		GIFT SHOP PUR - Night Audit Close Daily	A	\$0.00	\$0.00	\$0.00	\$0.00	\$0.00	\$0.00	\$0.00	\$0.00	CA
535990	1181		GIFT SHOP PUR - Night Audit Close Daily	A	\$0.00	\$0.00	\$0.00	\$0.00	\$0.00	\$0.00	\$0.00	\$0.00	CA
522995	1181		GIFT SHOP PUR - Night Audit Close Daily	A	\$0.00	\$0.00	\$0.00	\$0.00	\$0.00	\$0.00	\$0.00	\$0.00	CA
543161	1181		GIFT SHOP PUR - Night Audit Close Daily	A	\$0.00	\$0.00	\$0.00	\$0.00	\$0.00	\$0.00	\$0.00	\$0.00	CA
523760	1181		GIFT SHOP PUR - Night Audit Close Daily	A	\$0.00	\$0.00	\$0.00	\$0.00	\$0.00	\$0.00	\$0.00	\$0.00	CA
541832	1181		GIFT SHOP PUR - Night Audit Close Daily	A	\$0.00	\$0.00	\$0.00	\$0.00	\$0.00	\$0.00	\$0.00	\$0.00	CA
534712	1181		GIFT SHOP PUR - Night Audit Close Daily	A	\$0.00	\$0.00	\$0.00	\$0.00	\$0.00	\$0.00	\$0.00	\$0.00	CA
565860	1181		GIFT SHOP PUR - Night Audit Close Daily	A	\$0.00	\$0.00	\$0.00	\$0.00	\$0.00	\$0.00	\$0.00	\$0.00	CA
557875	1181		GIFT SHOP PUR - Night Audit Close Daily	A	\$0.00	\$0.00	\$0.00	\$0.00	\$0.00	\$0.00	\$0.00	\$0.00	CA
566751	1181		GIFT SHOP PUR - Night Audit Close Daily	A	\$0.00	\$0.00	\$0.00	\$0.00	\$0.00	\$0.00	\$0.00	\$0.00	CA
554512	1181		GIFT SHOP PUR - Night Audit Close Daily	A	\$0.00	\$0.00	\$0.00	\$0.00	\$0.00	\$0.00	\$0.00	\$0.00	CA
542967	1181		GIFT SHOP PUR - Night Audit Close Daily	A	\$0.00	\$0.00	\$0.00	\$0.00	\$0.00	\$0.00	\$0.00	\$0.00	CA
561047	1181		GIFT SHOP PUR - Night Audit Close Daily	A	\$0.00	\$0.00	\$0.00	\$0.00	\$0.00	\$0.00	\$0.00	\$0.00	CA
533295	1181		GIFT SHOP PUR - Night Audit Close Daily	A	\$0.00	\$0.00	\$0.00	\$0.00	\$0.00	\$0.00	\$0.00	\$0.00	CA
521514	1181		GIFT SHOP PUR - Night Audit Close Daily	A	\$0.00	\$0.00	\$0.00	\$0.00	\$0.00	\$0.00	\$0.00	\$0.00	CA
560727	1181		GIFT SHOP PUR - Night Audit Close Daily	A	\$0.00	\$0.00	\$0.00	\$0.00	\$0.00	\$0.00	\$0.00	\$0.00	CA
522168	1181		GIFT SHOP PUR - Night Audit Close Daily	A	\$0.00	\$0.00	\$0.00	\$0.00	\$0.00	\$0.00	\$0.00	\$0.00	CA

Guest Ledger Report

Include: In-House Guest, Group, House, Inactive, Zero-Balance

Folio Number	House Account Number	Room Number	Name	Folio	Opening Balance	Room Revenue (Net)	Tax	Other Revenue (Net)	Payments	Closing Balance	Credit Limit	Over Limit	Pay By
560978	1181		GIFT SHOP PUR - Night Audit Close Daily	A	\$0.00	\$0.00	\$0.00	\$0.00	\$0.00	\$0.00	\$0.00	\$0.00	CA
559281	1181		GIFT SHOP PUR - Night Audit Close Daily	A	\$0.00	\$0.00	\$0.00	\$0.00	\$0.00	\$0.00	\$0.00	\$0.00	CA
535744	1181		GIFT SHOP PUR - Night Audit Close Daily	A	\$0.00	\$0.00	\$0.00	\$0.00	\$0.00	\$0.00	\$0.00	\$0.00	CA
523413	1181		GIFT SHOP PUR - Night Audit Close Daily	A	\$0.00	\$0.00	\$0.00	\$0.00	\$0.00	\$0.00	\$0.00	\$0.00	CA
538793	1181		GIFT SHOP PUR - Night Audit Close Daily	A	\$0.00	\$0.00	\$0.00	\$0.00	\$0.00	\$0.00	\$0.00	\$0.00	CA
556204	1181		GIFT SHOP PUR - Night Audit Close Daily	A	\$0.00	\$0.00	\$0.00	\$0.00	\$0.00	\$0.00	\$0.00	\$0.00	CA
522020	1181		GIFT SHOP PUR - Night Audit Close Daily	A	\$0.00	\$0.00	\$0.00	\$0.00	\$0.00	\$0.00	\$0.00	\$0.00	CA
539081	1181		GIFT SHOP PUR - Night Audit Close Daily	A	\$0.00	\$0.00	\$0.00	\$0.00	\$0.00	\$0.00	\$0.00	\$0.00	CA
540947	1181		GIFT SHOP PUR - Night Audit Close Daily	A	\$0.00	\$0.00	\$0.00	\$0.00	\$0.00	\$0.00	\$0.00	\$0.00	CA
557991	1181		GIFT SHOP PUR - Night Audit Close Daily	A	\$0.00	\$0.00	\$0.00	\$0.00	\$0.00	\$0.00	\$0.00	\$0.00	CA
557149	1181		GIFT SHOP PUR - Night Audit Close Daily	A	\$0.00	\$0.00	\$0.00	\$0.00	\$0.00	\$0.00	\$0.00	\$0.00	CA
523878	1181		GIFT SHOP PUR - Night Audit Close Daily	A	\$0.00	\$0.00	\$0.00	\$0.00	\$0.00	\$0.00	\$0.00	\$0.00	CA
563183	1181		GIFT SHOP PUR - Night Audit Close Daily	A	\$0.00	\$0.00	\$0.00	\$0.00	\$0.00	\$0.00	\$0.00	\$0.00	CA
527777	1181		GIFT SHOP PUR - Night Audit Close Daily	A	\$0.00	\$0.00	\$0.00	\$0.00	\$0.00	\$0.00	\$0.00	\$0.00	CA
554101	1181		GIFT SHOP PUR - Night Audit Close Daily	A	\$0.00	\$0.00	\$0.00	\$0.00	\$0.00	\$0.00	\$0.00	\$0.00	CA
536204	1181		GIFT SHOP PUR - Night Audit Close Daily	A	\$0.00	\$0.00	\$0.00	\$0.00	\$0.00	\$0.00	\$0.00	\$0.00	CA
521806	1181		GIFT SHOP PUR - Night Audit Close Daily	A	\$0.00	\$0.00	\$0.00	\$0.00	\$0.00	\$0.00	\$0.00	\$0.00	CA
559543	1181		GIFT SHOP PUR - Night Audit Close Daily	A	\$0.00	\$0.00	\$0.00	\$0.00	\$0.00	\$0.00	\$0.00	\$0.00	CA
567473	1181		GIFT SHOP PUR - Night Audit Close Daily	A	\$0.00	\$0.00	\$0.00	\$0.00	\$0.00	\$0.00	\$0.00	\$0.00	CA
525184	1181		GIFT SHOP PUR - Night Audit Close Daily	A	\$0.00	\$0.00	\$0.00	\$0.00	\$0.00	\$0.00	\$0.00	\$0.00	CA
555312	1181		GIFT SHOP PUR - Night Audit Close Daily	A	\$0.00	\$0.00	\$0.00	\$0.00	\$0.00	\$0.00	\$0.00	\$0.00	CA
538043	1181		GIFT SHOP PUR - Night Audit Close Daily	A	\$0.00	\$0.00	\$0.00	\$0.00	\$0.00	\$0.00	\$0.00	\$0.00	CA
523593	1181		GIFT SHOP PUR - Night Audit Close Daily	A	\$0.00	\$0.00	\$0.00	\$0.00	\$0.00	\$0.00	\$0.00	\$0.00	CA
560545	1181		GIFT SHOP PUR - Night Audit Close Daily	A	\$0.00	\$0.00	\$0.00	\$0.00	\$0.00	\$0.00	\$0.00	\$0.00	CA
559431	1181		GIFT SHOP PUR - Night Audit Close Daily	A	\$0.00	\$0.00	\$0.00	\$0.00	\$0.00	\$0.00	\$0.00	\$0.00	CA
542938	1181		GIFT SHOP PUR - Night Audit Close Daily	A	\$0.00	\$0.00	\$0.00	\$0.00	\$0.00	\$0.00	\$0.00	\$0.00	CA
535264	1181		GIFT SHOP PUR - Night Audit Close Daily	A	\$0.00	\$0.00	\$0.00	\$0.00	\$0.00	\$0.00	\$0.00	\$0.00	CA
534315	1181		GIFT SHOP PUR - Night Audit Close Daily	A	\$0.00	\$0.00	\$0.00	\$0.00	\$0.00	\$0.00	\$0.00	\$0.00	CA
528305	1181		GIFT SHOP PUR - Night Audit Close Daily	A	\$0.00	\$0.00	\$0.00	\$0.00	\$0.00	\$0.00	\$0.00	\$0.00	CA
541722	1181		GIFT SHOP PUR - Night Audit Close Daily	A	\$0.00	\$0.00	\$0.00	\$0.00	\$0.00	\$0.00	\$0.00	\$0.00	CA
524716	1181		GIFT SHOP PUR - Night Audit Close Daily	A	\$0.00	\$0.00	\$0.00	\$0.00	\$0.00	\$0.00	\$0.00	\$0.00	CA
566292	1181		GIFT SHOP PUR - Night Audit Close Daily	A	\$0.00	\$0.00	\$0.00	\$0.00	\$0.00	\$0.00	\$0.00	\$0.00	CA
561242	1181		GIFT SHOP PUR - Night Audit Close Daily	A	\$0.00	\$0.00	\$0.00	\$0.00	\$0.00	\$0.00	\$0.00	\$0.00	CA

Guest Ledger Report

Include: In-House Guest, Group, House, Inactive, Zero-Balance

Folio Number	House Account Number	Room Number	Name	Folio	Opening Balance	Room Revenue (Net)	Tax	Other Revenue (Net)	Payments	Closing Balance	Credit Limit	Over Limit	Pay By
522521	1181		GIFT SHOP PUR - Night Audit Close Daily	A	\$0.00	\$0.00	\$0.00	\$0.00	\$0.00	\$0.00	\$0.00	\$0.00	CA
557757	1181		GIFT SHOP PUR - Night Audit Close Daily	A	\$0.00	\$0.00	\$0.00	\$0.00	\$0.00	\$0.00	\$0.00	\$0.00	CA
560921	1181		GIFT SHOP PUR - Night Audit Close Daily	A	\$0.00	\$0.00	\$0.00	\$0.00	\$0.00	\$0.00	\$0.00	\$0.00	CA
527619	1181		GIFT SHOP PUR - Night Audit Close Daily	A	\$0.00	\$0.00	\$0.00	\$0.00	\$0.00	\$0.00	\$0.00	\$0.00	CA
528123	1181		GIFT SHOP PUR - Night Audit Close Daily	A	\$0.00	\$0.00	\$0.00	\$0.00	\$0.00	\$0.00	\$0.00	\$0.00	CA
523831	1181		GIFT SHOP PUR - Night Audit Close Daily	A	\$0.00	\$0.00	\$0.00	\$0.00	\$0.00	\$0.00	\$0.00	\$0.00	CA
557931	1181		GIFT SHOP PUR - Night Audit Close Daily	A	\$0.00	\$0.00	\$0.00	\$0.00	\$0.00	\$0.00	\$0.00	\$0.00	CA
541652	1181		GIFT SHOP PUR - Night Audit Close Daily	A	\$0.00	\$0.00	\$0.00	\$0.00	\$0.00	\$0.00	\$0.00	\$0.00	CA
532103	1181		GIFT SHOP PUR - Night Audit Close Daily	A	\$0.00	\$0.00	\$0.00	\$0.00	\$0.00	\$0.00	\$0.00	\$0.00	CA
558286	1181		GIFT SHOP PUR - Night Audit Close Daily	A	\$0.00	\$0.00	\$0.00	\$0.00	\$0.00	\$0.00	\$0.00	\$0.00	CA
524149	1181		GIFT SHOP PUR - Night Audit Close Daily	A	\$0.00	\$0.00	\$0.00	\$0.00	\$0.00	\$0.00	\$0.00	\$0.00	CA
537869	1181		GIFT SHOP PUR - Night Audit Close Daily	A	\$0.00	\$0.00	\$0.00	\$0.00	\$0.00	\$0.00	\$0.00	\$0.00	CA
567347	1181		GIFT SHOP PUR - Night Audit Close Daily	A	\$0.00	\$0.00	\$0.00	\$0.00	\$0.00	\$0.00	\$0.00	\$0.00	CA
559961	1181		GIFT SHOP PUR - Night Audit Close Daily	A	\$0.00	\$0.00	\$0.00	\$0.00	\$0.00	\$0.00	\$0.00	\$0.00	CA
538941	1181		GIFT SHOP PUR - Night Audit Close Daily	A	\$0.00	\$0.00	\$0.00	\$0.00	\$0.00	\$0.00	\$0.00	\$0.00	CA
566626	1181		GIFT SHOP PUR - Night Audit Close Daily	A	\$0.00	\$0.00	\$0.00	\$0.00	\$0.00	\$0.00	\$0.00	\$0.00	CA
540742	1181		GIFT SHOP PUR - Night Audit Close Daily	A	\$0.00	\$0.00	\$0.00	\$0.00	\$0.00	\$0.00	\$0.00	\$0.00	CA
561208	1181		GIFT SHOP PUR - Night Audit Close Daily	A	\$0.00	\$0.00	\$0.00	\$0.00	\$0.00	\$0.00	\$0.00	\$0.00	CA
555839	1181		GIFT SHOP PUR - Night Audit Close Daily	A	\$0.00	\$0.00	\$0.00	\$0.00	\$0.00	\$0.00	\$0.00	\$0.00	CA
559670	1181		GIFT SHOP PUR - Night Audit Close Daily	A	\$0.00	\$0.00	\$0.00	\$0.00	\$0.00	\$0.00	\$0.00	\$0.00	CA
563540	1181		GIFT SHOP PUR - Night Audit Close Daily	A	\$0.00	\$0.00	\$0.00	\$0.00	\$0.00	\$0.00	\$0.00	\$0.00	CA
558941	1181		GIFT SHOP PUR - Night Audit Close Daily	A	\$0.00	\$0.00	\$0.00	\$0.00	\$0.00	\$0.00	\$0.00	\$0.00	CA
554174	1181		GIFT SHOP PUR - Night Audit Close Daily	A	\$0.00	\$0.00	\$0.00	\$0.00	\$0.00	\$0.00	\$0.00	\$0.00	CA
530406	1181		GIFT SHOP PUR - Night Audit Close Daily	A	\$0.00	\$0.00	\$0.00	\$0.00	\$0.00	\$0.00	\$0.00	\$0.00	CA
555089	1181		GIFT SHOP PUR - Night Audit Close Daily	A	\$0.00	\$0.00	\$0.00	\$0.00	\$0.00	\$0.00	\$0.00	\$0.00	CA
521639	1181		GIFT SHOP PUR - Night Audit Close Daily	A	\$0.00	\$0.00	\$0.00	\$0.00	\$0.00	\$0.00	\$0.00	\$0.00	CA
531024	1181		GIFT SHOP PUR - Night Audit Close Daily	A	\$0.00	\$0.00	\$0.00	\$0.00	\$0.00	\$0.00	\$0.00	\$0.00	CA
525220	1181		GIFT SHOP PUR - Night Audit Close Daily	A	\$0.00	\$0.00	\$0.00	\$0.00	\$0.00	\$0.00	\$0.00	\$0.00	CA
565106	1181		GIFT SHOP PUR - Night Audit Close Daily	A	\$0.00	\$0.00	\$0.00	\$0.00	\$0.00	\$0.00	\$0.00	\$0.00	CA
536290	1181		GIFT SHOP PUR - Night Audit Close Daily	A	\$0.00	\$0.00	\$0.00	\$0.00	\$0.00	\$0.00	\$0.00	\$0.00	CA
521700	1181		GIFT SHOP PUR - Night Audit Close Daily	A	\$0.00	\$0.00	\$0.00	\$0.00	\$0.00	\$0.00	\$0.00	\$0.00	CA
531165	1181		GIFT SHOP PUR - Night Audit Close Daily	A	\$0.00	\$0.00	\$0.00	\$0.00	\$0.00	\$0.00	\$0.00	\$0.00	CA
565064	1181		GIFT SHOP PUR - Night Audit Close Daily	A	\$0.00	\$0.00	\$0.00	\$0.00	\$0.00	\$0.00	\$0.00	\$0.00	CA

Guest Ledger Report

Include: In-House Guest, Group, House, Inactive, Zero-Balance

Folio Number	House Account Number	Room Number	Name	Folio	Opening Balance	Room Revenue (Net)	Tax	Other Revenue (Net)	Payments	Closing Balance	Credit Limit	Over Limit	Pay By
542588	1181		GIFT SHOP PUR - Night Audit Close Daily	A	\$0.00	\$0.00	\$0.00	\$0.00	\$0.00	\$0.00	\$0.00	\$0.00	CA
529725	1181		GIFT SHOP PUR - Night Audit Close Daily	A	\$0.00	\$0.00	\$0.00	\$0.00	\$0.00	\$0.00	\$0.00	\$0.00	CA
537131	1181		GIFT SHOP PUR - Night Audit Close Daily	A	\$0.00	\$0.00	\$0.00	\$0.00	\$0.00	\$0.00	\$0.00	\$0.00	CA
533869	1181		GIFT SHOP PUR - Night Audit Close Daily	A	\$0.00	\$0.00	\$0.00	\$0.00	\$0.00	\$0.00	\$0.00	\$0.00	CA
537640	1181		GIFT SHOP PUR - Night Audit Close Daily	A	\$0.00	\$0.00	\$0.00	\$0.00	\$0.00	\$0.00	\$0.00	\$0.00	CA
565148	1181		GIFT SHOP PUR - Night Audit Close Daily	A	\$0.00	\$0.00	\$0.00	\$0.00	\$0.00	\$0.00	\$0.00	\$0.00	CA
525401	1181		GIFT SHOP PUR - Night Audit Close Daily	A	\$0.00	\$0.00	\$0.00	\$0.00	\$0.00	\$0.00	\$0.00	\$0.00	CA
529939	1181		GIFT SHOP PUR - Night Audit Close Daily	A	\$0.00	\$0.00	\$0.00	\$0.00	\$0.00	\$0.00	\$0.00	\$0.00	CA
538222	1181		GIFT SHOP PUR - Night Audit Close Daily	A	\$0.00	\$0.00	\$0.00	\$0.00	\$0.00	\$0.00	\$0.00	\$0.00	CA
529465	1181		GIFT SHOP PUR - Night Audit Close Daily	A	\$0.00	\$0.00	\$0.00	\$0.00	\$0.00	\$0.00	\$0.00	\$0.00	CA
536163	1181		GIFT SHOP PUR - Night Audit Close Daily	A	\$0.00	\$0.00	\$0.00	\$0.00	\$0.00	\$0.00	\$0.00	\$0.00	CA
562639	1181		GIFT SHOP PUR - Night Audit Close Daily	A	\$0.00	\$0.00	\$0.00	\$0.00	\$0.00	\$0.00	\$0.00	\$0.00	CA
521679	1181		GIFT SHOP PUR - Night Audit Close Daily	A	\$0.00	\$0.00	\$0.00	\$0.00	\$0.00	\$0.00	\$0.00	\$0.00	CA
523669	1181		GIFT SHOP PUR - Night Audit Close Daily	A	\$0.00	\$0.00	\$0.00	\$0.00	\$0.00	\$0.00	\$0.00	\$0.00	CA
560302	1181		GIFT SHOP PUR - Night Audit Close Daily	A	\$0.00	\$0.00	\$0.00	\$0.00	\$0.00	\$0.00	\$0.00	\$0.00	CA
561430	1181		GIFT SHOP PUR - Night Audit Close Daily	A	\$0.00	\$0.00	\$0.00	\$0.00	\$0.00	\$0.00	\$0.00	\$0.00	CA
540223	1181		GIFT SHOP PUR - Night Audit Close Daily	A	\$0.00	\$0.00	\$0.00	\$0.00	\$0.00	\$0.00	\$0.00	\$0.00	CA
562286	1181		GIFT SHOP PUR - Night Audit Close Daily	A	\$0.00	\$0.00	\$0.00	\$0.00	\$0.00	\$0.00	\$0.00	\$0.00	CA
532411	1181		GIFT SHOP PUR - Night Audit Close Daily	A	\$0.00	\$0.00	\$0.00	\$0.00	\$0.00	\$0.00	\$0.00	\$0.00	CA
521734	1181		GIFT SHOP PUR - Night Audit Close Daily	A	\$0.00	\$0.00	\$0.00	\$0.00	\$0.00	\$0.00	\$0.00	\$0.00	CA
561337	1181		GIFT SHOP PUR - Night Audit Close Daily	A	\$0.00	\$0.00	\$0.00	\$0.00	\$0.00	\$0.00	\$0.00	\$0.00	CA
559402	1181		GIFT SHOP PUR - Night Audit Close Daily	A	\$0.00	\$0.00	\$0.00	\$0.00	\$0.00	\$0.00	\$0.00	\$0.00	CA
565663	1181		GIFT SHOP PUR - Night Audit Close Daily	A	\$0.00	\$0.00	\$0.00	\$0.00	\$0.00	\$0.00	\$0.00	\$0.00	CA
535699	1181		GIFT SHOP PUR - Night Audit Close Daily	A	\$0.00	\$0.00	\$0.00	\$0.00	\$0.00	\$0.00	\$0.00	\$0.00	CA
528923	1181		GIFT SHOP PUR - Night Audit Close Daily	A	\$0.00	\$0.00	\$0.00	\$0.00	\$0.00	\$0.00	\$0.00	\$0.00	CA
538139	1181		GIFT SHOP PUR - Night Audit Close Daily	A	\$0.00	\$0.00	\$0.00	\$0.00	\$0.00	\$0.00	\$0.00	\$0.00	CA
537353	1181		GIFT SHOP PUR - Night Audit Close Daily	A	\$0.00	\$0.00	\$0.00	\$0.00	\$0.00	\$0.00	\$0.00	\$0.00	CA
567952	1181		GIFT SHOP PUR - Night Audit Close Daily	A	\$0.00	\$0.00	\$0.00	\$0.00	\$0.00	\$0.00	\$0.00	\$0.00	CA
525857	1181		GIFT SHOP PUR - Night Audit Close Daily	A	\$0.00	\$0.00	\$0.00	\$0.00	\$0.00	\$0.00	\$0.00	\$0.00	CA
563577	1181		GIFT SHOP PUR - Night Audit Close Daily	A	\$0.00	\$0.00	\$0.00	\$0.00	\$0.00	\$0.00	\$0.00	\$0.00	CA
556103	1181		GIFT SHOP PUR - Night Audit Close Daily	A	\$0.00	\$0.00	\$0.00	\$0.00	\$0.00	\$0.00	\$0.00	\$0.00	CA
541476	1181		GIFT SHOP PUR - Night Audit Close Daily	A	\$0.00	\$0.00	\$0.00	\$0.00	\$0.00	\$0.00	\$0.00	\$0.00	CA
525808	1181		GIFT SHOP PUR - Night Audit Close Daily	A	\$0.00	\$0.00	\$0.00	\$0.00	\$0.00	\$0.00	\$0.00	\$0.00	CA

Guest Ledger Report

Include: In-House Guest, Group, House, Inactive, Zero-Balance

Folio Number	House Account Number	Room Number	Name	Folio	Opening Balance	Room Revenue (Net)	Tax	Other Revenue (Net)	Payments	Closing Balance	Credit Limit	Over Limit	Pay By
555400	1181		GIFT SHOP PUR - Night Audit Close Daily	A	\$0.00	\$0.00	\$0.00	\$0.00	\$0.00	\$0.00	\$0.00	\$0.00	CA
528689	1181		GIFT SHOP PUR - Night Audit Close Daily	A	\$0.00	\$0.00	\$0.00	\$0.00	\$0.00	\$0.00	\$0.00	\$0.00	CA
536953	1181		GIFT SHOP PUR - Night Audit Close Daily	A	\$0.00	\$0.00	\$0.00	\$0.00	\$0.00	\$0.00	\$0.00	\$0.00	CA
531871	1181		GIFT SHOP PUR - Night Audit Close Daily	A	\$0.00	\$0.00	\$0.00	\$0.00	\$0.00	\$0.00	\$0.00	\$0.00	CA
559249	1181		GIFT SHOP PUR - Night Audit Close Daily	A	\$0.00	\$0.00	\$0.00	\$0.00	\$0.00	\$0.00	\$0.00	\$0.00	CA
521612	1181		GIFT SHOP PUR - Night Audit Close Daily	A	\$0.00	\$0.00	\$0.00	\$0.00	\$0.00	\$0.00	\$0.00	\$0.00	CA
567977	1181		GIFT SHOP PUR - Night Audit Close Daily	A	\$0.00	\$0.00	\$0.00	\$41.84	(\$41.84)	\$0.00	\$0.00	\$0.00	CA
558770	1181		GIFT SHOP PUR - Night Audit Close Daily	A	\$0.00	\$0.00	\$0.00	\$0.00	\$0.00	\$0.00	\$0.00	\$0.00	CA
532009	1181		GIFT SHOP PUR - Night Audit Close Daily	A	\$0.00	\$0.00	\$0.00	\$0.00	\$0.00	\$0.00	\$0.00	\$0.00	CA
534049	1181		GIFT SHOP PUR - Night Audit Close Daily	A	\$0.00	\$0.00	\$0.00	\$0.00	\$0.00	\$0.00	\$0.00	\$0.00	CA
564976	1181		GIFT SHOP PUR - Night Audit Close Daily	A	\$0.00	\$0.00	\$0.00	\$0.00	\$0.00	\$0.00	\$0.00	\$0.00	CA
533999	1181		GIFT SHOP PUR - Night Audit Close Daily	A	\$0.00	\$0.00	\$0.00	\$0.00	\$0.00	\$0.00	\$0.00	\$0.00	CA
538082	1181		GIFT SHOP PUR - Night Audit Close Daily	A	\$0.00	\$0.00	\$0.00	\$0.00	\$0.00	\$0.00	\$0.00	\$0.00	CA
559194	1181		GIFT SHOP PUR - Night Audit Close Daily	A	\$0.00	\$0.00	\$0.00	\$0.00	\$0.00	\$0.00	\$0.00	\$0.00	CA
566051	1181		GIFT SHOP PUR - Night Audit Close Daily	A	\$0.00	\$0.00	\$0.00	\$0.00	\$0.00	\$0.00	\$0.00	\$0.00	CA
525109	1181		GIFT SHOP PUR - Night Audit Close Daily	A	\$0.00	\$0.00	\$0.00	\$0.00	\$0.00	\$0.00	\$0.00	\$0.00	CA
564716	1181		GIFT SHOP PUR - Night Audit Close Daily	A	\$0.00	\$0.00	\$0.00	\$0.00	\$0.00	\$0.00	\$0.00	\$0.00	CA
555370	1181		GIFT SHOP PUR - Night Audit Close Daily	A	\$0.00	\$0.00	\$0.00	\$0.00	\$0.00	\$0.00	\$0.00	\$0.00	CA
541426	1181		GIFT SHOP PUR - Night Audit Close Daily	A	\$0.00	\$0.00	\$0.00	\$0.00	\$0.00	\$0.00	\$0.00	\$0.00	CA
521670	1181		GIFT SHOP PUR - Night Audit Close Daily	A	\$0.00	\$0.00	\$0.00	\$0.00	\$0.00	\$0.00	\$0.00	\$0.00	CA
565796	1181		GIFT SHOP PUR - Night Audit Close Daily	A	\$0.00	\$0.00	\$0.00	\$0.00	\$0.00	\$0.00	\$0.00	\$0.00	CA
565271	1181		GIFT SHOP PUR - Night Audit Close Daily	A	\$0.00	\$0.00	\$0.00	\$0.00	\$0.00	\$0.00	\$0.00	\$0.00	CA
537971	1181		GIFT SHOP PUR - Night Audit Close Daily	A	\$0.00	\$0.00	\$0.00	\$0.00	\$0.00	\$0.00	\$0.00	\$0.00	CA
527504	1181		GIFT SHOP PUR - Night Audit Close Daily	A	\$0.00	\$0.00	\$0.00	\$0.00	\$0.00	\$0.00	\$0.00	\$0.00	CA
560870	1181		GIFT SHOP PUR - Night Audit Close Daily	A	\$0.00	\$0.00	\$0.00	\$0.00	\$0.00	\$0.00	\$0.00	\$0.00	CA
536913	1181		GIFT SHOP PUR - Night Audit Close Daily	A	\$0.00	\$0.00	\$0.00	\$0.00	\$0.00	\$0.00	\$0.00	\$0.00	CA
557830	1181		GIFT SHOP PUR - Night Audit Close Daily	A	\$0.00	\$0.00	\$0.00	\$0.00	\$0.00	\$0.00	\$0.00	\$0.00	CA
532997	1181		GIFT SHOP PUR - Night Audit Close Daily	A	\$0.00	\$0.00	\$0.00	\$0.00	\$0.00	\$0.00	\$0.00	\$0.00	CA
541586	1181		GIFT SHOP PUR - Night Audit Close Daily	A	\$0.00	\$0.00	\$0.00	\$0.00	\$0.00	\$0.00	\$0.00	\$0.00	CA
566901	1181		GIFT SHOP PUR - Night Audit Close Daily	A	\$0.00	\$0.00	\$0.00	\$0.00	\$0.00	\$0.00	\$0.00	\$0.00	CA
535768	1181		GIFT SHOP PUR - Night Audit Close Daily	A	\$0.00	\$0.00	\$0.00	\$0.00	\$0.00	\$0.00	\$0.00	\$0.00	CA
539144	1181		GIFT SHOP PUR - Night Audit Close Daily	A	\$0.00	\$0.00	\$0.00	\$0.00	\$0.00	\$0.00	\$0.00	\$0.00	CA
528436	1181		GIFT SHOP PUR - Night Audit Close Daily	A	\$0.00	\$0.00	\$0.00	\$0.00	\$0.00	\$0.00	\$0.00	\$0.00	CA

Guest Ledger Report

Include: In-House Guest, Group, House, Inactive, Zero-Balance

Folio Number	House Account Number	Room Number	Name	Folio	Opening Balance	Room Revenue (Net)	Tax	Other Revenue (Net)	Payments	Closing Balance	Credit Limit	Over Limit	Pay By
527674	1181		GIFT SHOP PUR - Night Audit Close Daily	A	\$0.00	\$0.00	\$0.00	\$0.00	\$0.00	\$0.00	\$0.00	\$0.00	CA
540306	1181		GIFT SHOP PUR - Night Audit Close Daily	A	\$0.00	\$0.00	\$0.00	\$0.00	\$0.00	\$0.00	\$0.00	\$0.00	CA
566918	1181		GIFT SHOP PUR - Night Audit Close Daily	A	\$0.00	\$0.00	\$0.00	\$0.00	\$0.00	\$0.00	\$0.00	\$0.00	CA
558315	1181		GIFT SHOP PUR - Night Audit Close Daily	A	\$0.00	\$0.00	\$0.00	\$0.00	\$0.00	\$0.00	\$0.00	\$0.00	CA
540191	1181		GIFT SHOP PUR - Night Audit Close Daily	A	\$0.00	\$0.00	\$0.00	\$0.00	\$0.00	\$0.00	\$0.00	\$0.00	CA
536437	1181		GIFT SHOP PUR - Night Audit Close Daily	A	\$0.00	\$0.00	\$0.00	\$0.00	\$0.00	\$0.00	\$0.00	\$0.00	CA
523734	1181		GIFT SHOP PUR - Night Audit Close Daily	A	\$0.00	\$0.00	\$0.00	\$0.00	\$0.00	\$0.00	\$0.00	\$0.00	CA
559474	1181		GIFT SHOP PUR - Night Audit Close Daily	A	\$0.00	\$0.00	\$0.00	\$0.00	\$0.00	\$0.00	\$0.00	\$0.00	CA
560589	1181		GIFT SHOP PUR - Night Audit Close Daily	A	\$0.00	\$0.00	\$0.00	\$0.00	\$0.00	\$0.00	\$0.00	\$0.00	CA
525835	1181		GIFT SHOP PUR - Night Audit Close Daily	A	\$0.00	\$0.00	\$0.00	\$0.00	\$0.00	\$0.00	\$0.00	\$0.00	CA
565354	1181		GIFT SHOP PUR - Night Audit Close Daily	A	\$0.00	\$0.00	\$0.00	\$0.00	\$0.00	\$0.00	\$0.00	\$0.00	CA
524994	1181		GIFT SHOP PUR - Night Audit Close Daily	A	\$0.00	\$0.00	\$0.00	\$0.00	\$0.00	\$0.00	\$0.00	\$0.00	CA
559893	1181		GIFT SHOP PUR - Night Audit Close Daily	A	\$0.00	\$0.00	\$0.00	\$0.00	\$0.00	\$0.00	\$0.00	\$0.00	CA
554478	1181		GIFT SHOP PUR - Night Audit Close Daily	A	\$0.00	\$0.00	\$0.00	\$0.00	\$0.00	\$0.00	\$0.00	\$0.00	CA
541113	1181		GIFT SHOP PUR - Night Audit Close Daily	A	\$0.00	\$0.00	\$0.00	\$0.00	\$0.00	\$0.00	\$0.00	\$0.00	CA
562811	1181		GIFT SHOP PUR - Night Audit Close Daily	A	\$0.00	\$0.00	\$0.00	\$0.00	\$0.00	\$0.00	\$0.00	\$0.00	CA
536306	1181		GIFT SHOP PUR - Night Audit Close Daily	A	\$0.00	\$0.00	\$0.00	\$0.00	\$0.00	\$0.00	\$0.00	\$0.00	CA
538518	1181		GIFT SHOP PUR - Night Audit Close Daily	A	\$0.00	\$0.00	\$0.00	\$0.00	\$0.00	\$0.00	\$0.00	\$0.00	CA
561867	1181		GIFT SHOP PUR - Night Audit Close Daily	A	\$0.00	\$0.00	\$0.00	\$0.00	\$0.00	\$0.00	\$0.00	\$0.00	CA
564662	1181		GIFT SHOP PUR - Night Audit Close Daily	A	\$0.00	\$0.00	\$0.00	\$0.00	\$0.00	\$0.00	\$0.00	\$0.00	CA
554966	1181		GIFT SHOP PUR - Night Audit Close Daily	A	\$0.00	\$0.00	\$0.00	\$0.00	\$0.00	\$0.00	\$0.00	\$0.00	CA
566997	1181		GIFT SHOP PUR - Night Audit Close Daily	A	\$0.00	\$0.00	\$0.00	\$0.00	\$0.00	\$0.00	\$0.00	\$0.00	CA
528967	1181		GIFT SHOP PUR - Night Audit Close Daily	A	\$0.00	\$0.00	\$0.00	\$0.00	\$0.00	\$0.00	\$0.00	\$0.00	CA
533202	1181		GIFT SHOP PUR - Night Audit Close Daily	A	\$0.00	\$0.00	\$0.00	\$0.00	\$0.00	\$0.00	\$0.00	\$0.00	CA
567052	1181		GIFT SHOP PUR - Night Audit Close Daily	A	\$0.00	\$0.00	\$0.00	\$0.00	\$0.00	\$0.00	\$0.00	\$0.00	CA
539383	1181		GIFT SHOP PUR - Night Audit Close Daily	A	\$0.00	\$0.00	\$0.00	\$0.00	\$0.00	\$0.00	\$0.00	\$0.00	CA
539955	1181		GIFT SHOP PUR - Night Audit Close Daily	A	\$0.00	\$0.00	\$0.00	\$0.00	\$0.00	\$0.00	\$0.00	\$0.00	CA
523219	1181		GIFT SHOP PUR - Night Audit Close Daily	A	\$0.00	\$0.00	\$0.00	\$0.00	\$0.00	\$0.00	\$0.00	\$0.00	CA
559320	1181		GIFT SHOP PUR - Night Audit Close Daily	A	\$0.00	\$0.00	\$0.00	\$0.00	\$0.00	\$0.00	\$0.00	\$0.00	CA
528574	1181		GIFT SHOP PUR - Night Audit Close Daily	A	\$0.00	\$0.00	\$0.00	\$0.00	\$0.00	\$0.00	\$0.00	\$0.00	CA
530674	1181		GIFT SHOP PUR - Night Audit Close Daily	A	\$0.00	\$0.00	\$0.00	\$0.00	\$0.00	\$0.00	\$0.00	\$0.00	CA
541168	1181		GIFT SHOP PUR - Night Audit Close Daily	A	\$0.00	\$0.00	\$0.00	\$0.00	\$0.00	\$0.00	\$0.00	\$0.00	CA
541340	1181		GIFT SHOP PUR - Night Audit Close Daily	A	\$0.00	\$0.00	\$0.00	\$0.00	\$0.00	\$0.00	\$0.00	\$0.00	CA

Guest Ledger Report

Include: In-House Guest, Group, House, Inactive, Zero-Balance

Folio Number	House Account Number	Room Number	Name	Folio	Opening Balance	Room Revenue (Net)	Tax	Other Revenue (Net)	Payments	Closing Balance	Credit Limit	Over Limit	Pay By
537596	1181		GIFT SHOP PUR - Night Audit Close Daily	A	\$0.00	\$0.00	\$0.00	\$0.00	\$0.00	\$0.00	\$0.00	\$0.00	CA
521469	1181		GIFT SHOP PUR - Night Audit Close Daily	A	\$0.00	\$0.00	\$0.00	\$0.00	\$0.00	\$0.00	\$0.00	\$0.00	CA
543227	1181		GIFT SHOP PUR - Night Audit Close Daily	A	\$0.00	\$0.00	\$0.00	\$0.00	\$0.00	\$0.00	\$0.00	\$0.00	CA
535009	1181		GIFT SHOP PUR - Night Audit Close Daily	A	\$0.00	\$0.00	\$0.00	\$0.00	\$0.00	\$0.00	\$0.00	\$0.00	CA
560701	1181		GIFT SHOP PUR - Night Audit Close Daily	A	\$0.00	\$0.00	\$0.00	\$0.00	\$0.00	\$0.00	\$0.00	\$0.00	CA
543082	1181		GIFT SHOP PUR - Night Audit Close Daily	A	\$0.00	\$0.00	\$0.00	\$0.00	\$0.00	\$0.00	\$0.00	\$0.00	CA
524418	1181		GIFT SHOP PUR - Night Audit Close Daily	A	\$0.00	\$0.00	\$0.00	\$0.00	\$0.00	\$0.00	\$0.00	\$0.00	CA
526454	1181		GIFT SHOP PUR - Night Audit Close Daily	A	\$0.00	\$0.00	\$0.00	\$0.00	\$0.00	\$0.00	\$0.00	\$0.00	CA
530210	1181		GIFT SHOP PUR - Night Audit Close Daily	A	\$0.00	\$0.00	\$0.00	\$0.00	\$0.00	\$0.00	\$0.00	\$0.00	CA
535645	1181		GIFT SHOP PUR - Night Audit Close Daily	A	\$0.00	\$0.00	\$0.00	\$0.00	\$0.00	\$0.00	\$0.00	\$0.00	CA
559812	1181		GIFT SHOP PUR - Night Audit Close Daily	A	\$0.00	\$0.00	\$0.00	\$0.00	\$0.00	\$0.00	\$0.00	\$0.00	CA
537922	1181		GIFT SHOP PUR - Night Audit Close Daily	A	\$0.00	\$0.00	\$0.00	\$0.00	\$0.00	\$0.00	\$0.00	\$0.00	CA
530928	1181		GIFT SHOP PUR - Night Audit Close Daily	A	\$0.00	\$0.00	\$0.00	\$0.00	\$0.00	\$0.00	\$0.00	\$0.00	CA
526392	1181		GIFT SHOP PUR - Night Audit Close Daily	A	\$0.00	\$0.00	\$0.00	\$0.00	\$0.00	\$0.00	\$0.00	\$0.00	CA
525742	1181		GIFT SHOP PUR - Night Audit Close Daily	A	\$0.00	\$0.00	\$0.00	\$0.00	\$0.00	\$0.00	\$0.00	\$0.00	CA
540570	1181		GIFT SHOP PUR - Night Audit Close Daily	A	\$0.00	\$0.00	\$0.00	\$0.00	\$0.00	\$0.00	\$0.00	\$0.00	CA
567742	1181		GIFT SHOP PUR - Night Audit Close Daily	A	\$0.00	\$0.00	\$0.00	\$0.00	\$0.00	\$0.00	\$0.00	\$0.00	CA
536595	1181		GIFT SHOP PUR - Night Audit Close Daily	A	\$0.00	\$0.00	\$0.00	\$0.00	\$0.00	\$0.00	\$0.00	\$0.00	CA
533253	1181		GIFT SHOP PUR - Night Audit Close Daily	A	\$0.00	\$0.00	\$0.00	\$0.00	\$0.00	\$0.00	\$0.00	\$0.00	CA
536232	1181		GIFT SHOP PUR - Night Audit Close Daily	A	\$0.00	\$0.00	\$0.00	\$0.00	\$0.00	\$0.00	\$0.00	\$0.00	CA
562445	1181		GIFT SHOP PUR - Night Audit Close Daily	A	\$0.00	\$0.00	\$0.00	\$0.00	\$0.00	\$0.00	\$0.00	\$0.00	CA
563224	1181		GIFT SHOP PUR - Night Audit Close Daily	A	\$0.00	\$0.00	\$0.00	\$0.00	\$0.00	\$0.00	\$0.00	\$0.00	CA
564568	1181		GIFT SHOP PUR - Night Audit Close Daily	A	\$0.00	\$0.00	\$0.00	\$0.00	\$0.00	\$0.00	\$0.00	\$0.00	CA
537305	1181		GIFT SHOP PUR - Night Audit Close Daily	A	\$0.00	\$0.00	\$0.00	\$0.00	\$0.00	\$0.00	\$0.00	\$0.00	CA
533743	1181		GIFT SHOP PUR - Night Audit Close Daily	A	\$0.00	\$0.00	\$0.00	\$0.00	\$0.00	\$0.00	\$0.00	\$0.00	CA
555968	1181		GIFT SHOP PUR - Night Audit Close Daily	A	\$0.00	\$0.00	\$0.00	\$0.00	\$0.00	\$0.00	\$0.00	\$0.00	CA
566185	1181		GIFT SHOP PUR - Night Audit Close Daily	A	\$0.00	\$0.00	\$0.00	\$0.00	\$0.00	\$0.00	\$0.00	\$0.00	CA
536984	1181		GIFT SHOP PUR - Night Audit Close Daily	A	\$0.00	\$0.00	\$0.00	\$0.00	\$0.00	\$0.00	\$0.00	\$0.00	CA
542323	1181		GIFT SHOP PUR - Night Audit Close Daily	A	\$0.00	\$0.00	\$0.00	\$0.00	\$0.00	\$0.00	\$0.00	\$0.00	CA
540621	1181		GIFT SHOP PUR - Night Audit Close Daily	A	\$0.00	\$0.00	\$0.00	\$0.00	\$0.00	\$0.00	\$0.00	\$0.00	CA
556295	1181		GIFT SHOP PUR - Night Audit Close Daily	A	\$0.00	\$0.00	\$0.00	\$0.00	\$0.00	\$0.00	\$0.00	\$0.00	CA
564048	1181		GIFT SHOP PUR - Night Audit Close Daily	A	\$0.00	\$0.00	\$0.00	\$0.00	\$0.00	\$0.00	\$0.00	\$0.00	CA
562004	1181		GIFT SHOP PUR - Night Audit Close Daily	A	\$0.00	\$0.00	\$0.00	\$0.00	\$0.00	\$0.00	\$0.00	\$0.00	CA

Guest Ledger Report

Include: In-House Guest, Group, House, Inactive, Zero-Balance

Folio Number	House Account Number	Room Number	Name	Folio	Opening Balance	Room Revenue (Net)	Tax	Other Revenue (Net)	Payments	Closing Balance	Credit Limit	Over Limit	Pay By
533150	1181		GIFT SHOP PUR - Night Audit Close Daily	A	\$0.00	\$0.00	\$0.00	\$0.00	\$0.00	\$0.00	\$0.00	\$0.00	CA
523995	1181		GIFT SHOP PUR - Night Audit Close Daily	A	\$0.00	\$0.00	\$0.00	\$0.00	\$0.00	\$0.00	\$0.00	\$0.00	CA
527916	1181		GIFT SHOP PUR - Night Audit Close Daily	A	\$0.00	\$0.00	\$0.00	\$0.00	\$0.00	\$0.00	\$0.00	\$0.00	CA
539039	1181		GIFT SHOP PUR - Night Audit Close Daily	A	\$0.00	\$0.00	\$0.00	\$0.00	\$0.00	\$0.00	\$0.00	\$0.00	CA
554997	1181		GIFT SHOP PUR - Night Audit Close Daily	A	\$0.00	\$0.00	\$0.00	\$0.00	\$0.00	\$0.00	\$0.00	\$0.00	CA
566097	1181		GIFT SHOP PUR - Night Audit Close Daily	A	\$0.00	\$0.00	\$0.00	\$0.00	\$0.00	\$0.00	\$0.00	\$0.00	CA
524878	1181		GIFT SHOP PUR - Night Audit Close Daily	A	\$0.00	\$0.00	\$0.00	\$0.00	\$0.00	\$0.00	\$0.00	\$0.00	CA
539924	1181		GIFT SHOP PUR - Night Audit Close Daily	A	\$0.00	\$0.00	\$0.00	\$0.00	\$0.00	\$0.00	\$0.00	\$0.00	CA
562074	1181		GIFT SHOP PUR - Night Audit Close Daily	A	\$0.00	\$0.00	\$0.00	\$0.00	\$0.00	\$0.00	\$0.00	\$0.00	CA
554818	1181		GIFT SHOP PUR - Night Audit Close Daily	A	\$0.00	\$0.00	\$0.00	\$0.00	\$0.00	\$0.00	\$0.00	\$0.00	CA
559345	1181		GIFT SHOP PUR - Night Audit Close Daily	A	\$0.00	\$0.00	\$0.00	\$0.00	\$0.00	\$0.00	\$0.00	\$0.00	CA
555180	1181		GIFT SHOP PUR - Night Audit Close Daily	A	\$0.00	\$0.00	\$0.00	\$0.00	\$0.00	\$0.00	\$0.00	\$0.00	CA
538426	1181		GIFT SHOP PUR - Night Audit Close Daily	A	\$0.00	\$0.00	\$0.00	\$0.00	\$0.00	\$0.00	\$0.00	\$0.00	CA
537662	1181		GIFT SHOP PUR - Night Audit Close Daily	A	\$0.00	\$0.00	\$0.00	\$0.00	\$0.00	\$0.00	\$0.00	\$0.00	CA
562125	1181		GIFT SHOP PUR - Night Audit Close Daily	A	\$0.00	\$0.00	\$0.00	\$0.00	\$0.00	\$0.00	\$0.00	\$0.00	CA
526789	1181		GIFT SHOP PUR - Night Audit Close Daily	A	\$0.00	\$0.00	\$0.00	\$0.00	\$0.00	\$0.00	\$0.00	\$0.00	CA
561923	1181		GIFT SHOP PUR - Night Audit Close Daily	A	\$0.00	\$0.00	\$0.00	\$0.00	\$0.00	\$0.00	\$0.00	\$0.00	CA
531776	1181		GIFT SHOP PUR - Night Audit Close Daily	A	\$0.00	\$0.00	\$0.00	\$0.00	\$0.00	\$0.00	\$0.00	\$0.00	CA
527973	1181		GIFT SHOP PUR - Night Audit Close Daily	A	\$0.00	\$0.00	\$0.00	\$0.00	\$0.00	\$0.00	\$0.00	\$0.00	CA
563244	1181		GIFT SHOP PUR - Night Audit Close Daily	A	\$0.00	\$0.00	\$0.00	\$0.00	\$0.00	\$0.00	\$0.00	\$0.00	CA
530455	1181		GIFT SHOP PUR - Night Audit Close Daily	A	\$0.00	\$0.00	\$0.00	\$0.00	\$0.00	\$0.00	\$0.00	\$0.00	CA
566230	1181		GIFT SHOP PUR - Night Audit Close Daily	A	\$0.00	\$0.00	\$0.00	\$0.00	\$0.00	\$0.00	\$0.00	\$0.00	CA
558893	1181		GIFT SHOP PUR - Night Audit Close Daily	A	\$0.00	\$0.00	\$0.00	\$0.00	\$0.00	\$0.00	\$0.00	\$0.00	CA
531427	1181		GIFT SHOP PUR - Night Audit Close Daily	A	\$0.00	\$0.00	\$0.00	\$0.00	\$0.00	\$0.00	\$0.00	\$0.00	CA
541389	1181		GIFT SHOP PUR - Night Audit Close Daily	A	\$0.00	\$0.00	\$0.00	\$0.00	\$0.00	\$0.00	\$0.00	\$0.00	CA
566452	1181		GIFT SHOP PUR - Night Audit Close Daily	A	\$0.00	\$0.00	\$0.00	\$0.00	\$0.00	\$0.00	\$0.00	\$0.00	CA
527640	1181		GIFT SHOP PUR - Night Audit Close Daily	A	\$0.00	\$0.00	\$0.00	\$0.00	\$0.00	\$0.00	\$0.00	\$0.00	CA
521319	1181		GIFT SHOP PUR - Night Audit Close Daily	A	\$0.00	\$0.00	\$0.00	\$0.00	\$0.00	\$0.00	\$0.00	\$0.00	CA
530134	1181		GIFT SHOP PUR - Night Audit Close Daily	A	\$0.00	\$0.00	\$0.00	\$0.00	\$0.00	\$0.00	\$0.00	\$0.00	CA
534251	1181		GIFT SHOP PUR - Night Audit Close Daily	A	\$0.00	\$0.00	\$0.00	\$0.00	\$0.00	\$0.00	\$0.00	\$0.00	CA
566015	1181		GIFT SHOP PUR - Night Audit Close Daily	A	\$0.00	\$0.00	\$0.00	\$0.00	\$0.00	\$0.00	\$0.00	\$0.00	CA
522912	1181		GIFT SHOP PUR - Night Audit Close Daily	A	\$0.00	\$0.00	\$0.00	\$0.00	\$0.00	\$0.00	\$0.00	\$0.00	CA
557030	1181		GIFT SHOP PUR - Night Audit Close Daily	A	\$0.00	\$0.00	\$0.00	\$0.00	\$0.00	\$0.00	\$0.00	\$0.00	CA

Guest Ledger Report

Include: In-House Guest, Group, House, Inactive, Zero-Balance

Folio Number	House Account Number	Room Number	Name	Folio	Opening Balance	Room Revenue (Net)	Tax	Other Revenue (Net)	Payments	Closing Balance	Credit Limit	Over Limit	Pay By
521911	1181		GIFT SHOP PUR - Night Audit Close Daily	A	\$0.00	\$0.00	\$0.00	\$0.00	\$0.00	\$0.00	\$0.00	\$0.00	CA
528513	1181		GIFT SHOP PUR - Night Audit Close Daily	A	\$0.00	\$0.00	\$0.00	\$0.00	\$0.00	\$0.00	\$0.00	\$0.00	CA
532611	1181		GIFT SHOP PUR - Night Audit Close Daily	A	\$0.00	\$0.00	\$0.00	\$0.00	\$0.00	\$0.00	\$0.00	\$0.00	CA
560664	1181		GIFT SHOP PUR - Night Audit Close Daily	A	\$0.00	\$0.00	\$0.00	\$0.00	\$0.00	\$0.00	\$0.00	\$0.00	CA
564770	1181		GIFT SHOP PUR - Night Audit Close Daily	A	\$0.00	\$0.00	\$0.00	\$0.00	\$0.00	\$0.00	\$0.00	\$0.00	CA
567148	1181		GIFT SHOP PUR - Night Audit Close Daily	A	\$0.00	\$0.00	\$0.00	\$0.00	\$0.00	\$0.00	\$0.00	\$0.00	CA
526157	1181		GIFT SHOP PUR - Night Audit Close Daily	A	\$0.00	\$0.00	\$0.00	\$0.00	\$0.00	\$0.00	\$0.00	\$0.00	CA
534372	1181		GIFT SHOP PUR - Night Audit Close Daily	A	\$0.00	\$0.00	\$0.00	\$0.00	\$0.00	\$0.00	\$0.00	\$0.00	CA
562965	1181		GIFT SHOP PUR - Night Audit Close Daily	A	\$0.00	\$0.00	\$0.00	\$0.00	\$0.00	\$0.00	\$0.00	\$0.00	CA
530038	1181		GIFT SHOP PUR - Night Audit Close Daily	A	\$0.00	\$0.00	\$0.00	\$0.00	\$0.00	\$0.00	\$0.00	\$0.00	CA
529749	1181		GIFT SHOP PUR - Night Audit Close Daily	A	\$0.00	\$0.00	\$0.00	\$0.00	\$0.00	\$0.00	\$0.00	\$0.00	CA
540016	1181		GIFT SHOP PUR - Night Audit Close Daily	A	\$0.00	\$0.00	\$0.00	\$0.00	\$0.00	\$0.00	\$0.00	\$0.00	CA
566424	1181		GIFT SHOP PUR - Night Audit Close Daily	A	\$0.00	\$0.00	\$0.00	\$0.00	\$0.00	\$0.00	\$0.00	\$0.00	CA
566606	1181		GIFT SHOP PUR - Night Audit Close Daily	A	\$0.00	\$0.00	\$0.00	\$0.00	\$0.00	\$0.00	\$0.00	\$0.00	CA
554910	1181		GIFT SHOP PUR - Night Audit Close Daily	A	\$0.00	\$0.00	\$0.00	\$0.00	\$0.00	\$0.00	\$0.00	\$0.00	CA
567799	1181		GIFT SHOP PUR - Night Audit Close Daily	A	\$0.00	\$0.00	\$0.00	\$0.00	\$0.00	\$0.00	\$0.00	\$0.00	CA
524101	1181		GIFT SHOP PUR - Night Audit Close Daily	A	\$0.00	\$0.00	\$0.00	\$0.00	\$0.00	\$0.00	\$0.00	\$0.00	CA
554762	1181		GIFT SHOP PUR - Night Audit Close Daily	A	\$0.00	\$0.00	\$0.00	\$0.00	\$0.00	\$0.00	\$0.00	\$0.00	CA
523278	1181		GIFT SHOP PUR - Night Audit Close Daily	A	\$0.00	\$0.00	\$0.00	\$0.00	\$0.00	\$0.00	\$0.00	\$0.00	CA
539889	1181		GIFT SHOP PUR - Night Audit Close Daily	A	\$0.00	\$0.00	\$0.00	\$0.00	\$0.00	\$0.00	\$0.00	\$0.00	CA
543025	1181		GIFT SHOP PUR - Night Audit Close Daily	A	\$0.00	\$0.00	\$0.00	\$0.00	\$0.00	\$0.00	\$0.00	\$0.00	CA
558840	1181		GIFT SHOP PUR - Night Audit Close Daily	A	\$0.00	\$0.00	\$0.00	\$0.00	\$0.00	\$0.00	\$0.00	\$0.00	CA
529881	1181		GIFT SHOP PUR - Night Audit Close Daily	A	\$0.00	\$0.00	\$0.00	\$0.00	\$0.00	\$0.00	\$0.00	\$0.00	CA
527649	1181		GIFT SHOP PUR - Night Audit Close Daily	A	\$0.00	\$0.00	\$0.00	\$0.00	\$0.00	\$0.00	\$0.00	\$0.00	CA
529784	1181		GIFT SHOP PUR - Night Audit Close Daily	A	\$0.00	\$0.00	\$0.00	\$0.00	\$0.00	\$0.00	\$0.00	\$0.00	CA
533805	1181		GIFT SHOP PUR - Night Audit Close Daily	A	\$0.00	\$0.00	\$0.00	\$0.00	\$0.00	\$0.00	\$0.00	\$0.00	CA
531320	1181		GIFT SHOP PUR - Night Audit Close Daily	A	\$0.00	\$0.00	\$0.00	\$0.00	\$0.00	\$0.00	\$0.00	\$0.00	CA
525264	1181		GIFT SHOP PUR - Night Audit Close Daily	A	\$0.00	\$0.00	\$0.00	\$0.00	\$0.00	\$0.00	\$0.00	\$0.00	CA
531626	1181		GIFT SHOP PUR - Night Audit Close Daily	A	\$0.00	\$0.00	\$0.00	\$0.00	\$0.00	\$0.00	\$0.00	\$0.00	CA
521839	1181		GIFT SHOP PUR - Night Audit Close Daily	A	\$0.00	\$0.00	\$0.00	\$0.00	\$0.00	\$0.00	\$0.00	\$0.00	CA
529228	1181		GIFT SHOP PUR - Night Audit Close Daily	A	\$0.00	\$0.00	\$0.00	\$0.00	\$0.00	\$0.00	\$0.00	\$0.00	CA
562537	1181		GIFT SHOP PUR - Night Audit Close Daily	A	\$0.00	\$0.00	\$0.00	\$0.00	\$0.00	\$0.00	\$0.00	\$0.00	CA
538583	1181		GIFT SHOP PUR - Night Audit Close Daily	A	\$0.00	\$0.00	\$0.00	\$0.00	\$0.00	\$0.00	\$0.00	\$0.00	CA

Guest Ledger Report

Include: In-House Guest, Group, House, Inactive, Zero-Balance

Folio Number	House Account Number	Room Number	Name	Folio	Opening Balance	Room Revenue (Net)	Tax	Other Revenue (Net)	Payments	Closing Balance	Credit Limit	Over Limit	Pay By
536071	1181		GIFT SHOP PUR - Night Audit Close Daily	A	\$0.00	\$0.00	\$0.00	\$0.00	\$0.00	\$0.00	\$0.00	\$0.00	CA
540879	1181		GIFT SHOP PUR - Night Audit Close Daily	A	\$0.00	\$0.00	\$0.00	\$0.00	\$0.00	\$0.00	\$0.00	\$0.00	CA
537277	1181		GIFT SHOP PUR - Night Audit Close Daily	A	\$0.00	\$0.00	\$0.00	\$0.00	\$0.00	\$0.00	\$0.00	\$0.00	CA
539110	1181		GIFT SHOP PUR - Night Audit Close Daily	A	\$0.00	\$0.00	\$0.00	\$0.00	\$0.00	\$0.00	\$0.00	\$0.00	CA
536050	1181		GIFT SHOP PUR - Night Audit Close Daily	A	\$0.00	\$0.00	\$0.00	\$0.00	\$0.00	\$0.00	\$0.00	\$0.00	CA
522048	1181		GIFT SHOP PUR - Night Audit Close Daily	A	\$0.00	\$0.00	\$0.00	\$0.00	\$0.00	\$0.00	\$0.00	\$0.00	CA
561016	1181		GIFT SHOP PUR - Night Audit Close Daily	A	\$0.00	\$0.00	\$0.00	\$0.00	\$0.00	\$0.00	\$0.00	\$0.00	CA
536795	1181		GIFT SHOP PUR - Night Audit Close Daily	A	\$0.00	\$0.00	\$0.00	\$0.00	\$0.00	\$0.00	\$0.00	\$0.00	CA
561127	1181		GIFT SHOP PUR - Night Audit Close Daily	A	\$0.00	\$0.00	\$0.00	\$0.00	\$0.00	\$0.00	\$0.00	\$0.00	CA
528067	1181		GIFT SHOP PUR - Night Audit Close Daily	A	\$0.00	\$0.00	\$0.00	\$0.00	\$0.00	\$0.00	\$0.00	\$0.00	CA
531835	1181		GIFT SHOP PUR - Night Audit Close Daily	A	\$0.00	\$0.00	\$0.00	\$0.00	\$0.00	\$0.00	\$0.00	\$0.00	CA
537826	1181		GIFT SHOP PUR - Night Audit Close Daily	A	\$0.00	\$0.00	\$0.00	\$0.00	\$0.00	\$0.00	\$0.00	\$0.00	CA
561822	1181		GIFT SHOP PUR - Night Audit Close Daily	A	\$0.00	\$0.00	\$0.00	\$0.00	\$0.00	\$0.00	\$0.00	\$0.00	CA
565995	1181		GIFT SHOP PUR - Night Audit Close Daily	A	\$0.00	\$0.00	\$0.00	\$0.00	\$0.00	\$0.00	\$0.00	\$0.00	CA
563966	1181		GIFT SHOP PUR - Night Audit Close Daily	A	\$0.00	\$0.00	\$0.00	\$0.00	\$0.00	\$0.00	\$0.00	\$0.00	CA
535412	1181		GIFT SHOP PUR - Night Audit Close Daily	A	\$0.00	\$0.00	\$0.00	\$0.00	\$0.00	\$0.00	\$0.00	\$0.00	CA
542442	1181		GIFT SHOP PUR - Night Audit Close Daily	A	\$0.00	\$0.00	\$0.00	\$0.00	\$0.00	\$0.00	\$0.00	\$0.00	CA
534409	1181		GIFT SHOP PUR - Night Audit Close Daily	A	\$0.00	\$0.00	\$0.00	\$0.00	\$0.00	\$0.00	\$0.00	\$0.00	CA
529854	1181		GIFT SHOP PUR - Night Audit Close Daily	A	\$0.00	\$0.00	\$0.00	\$0.00	\$0.00	\$0.00	\$0.00	\$0.00	CA
539277	1181		GIFT SHOP PUR - Night Audit Close Daily	A	\$0.00	\$0.00	\$0.00	\$0.00	\$0.00	\$0.00	\$0.00	\$0.00	CA
523142	1181		GIFT SHOP PUR - Night Audit Close Daily	A	\$0.00	\$0.00	\$0.00	\$0.00	\$0.00	\$0.00	\$0.00	\$0.00	CA
521940	1181		GIFT SHOP PUR - Night Audit Close Daily	A	\$0.00	\$0.00	\$0.00	\$0.00	\$0.00	\$0.00	\$0.00	\$0.00	CA
526215	1181		GIFT SHOP PUR - Night Audit Close Daily	A	\$0.00	\$0.00	\$0.00	\$0.00	\$0.00	\$0.00	\$0.00	\$0.00	CA
522893	1181		GIFT SHOP PUR - Night Audit Close Daily	A	\$0.00	\$0.00	\$0.00	\$0.00	\$0.00	\$0.00	\$0.00	\$0.00	CA
526521	1181		GIFT SHOP PUR - Night Audit Close Daily	A	\$0.00	\$0.00	\$0.00	\$0.00	\$0.00	\$0.00	\$0.00	\$0.00	CA
559607	1181		GIFT SHOP PUR - Night Audit Close Daily	A	\$0.00	\$0.00	\$0.00	\$0.00	\$0.00	\$0.00	\$0.00	\$0.00	CA
529336	1181		GIFT SHOP PUR - Night Audit Close Daily	A	\$0.00	\$0.00	\$0.00	\$0.00	\$0.00	\$0.00	\$0.00	\$0.00	CA
561487	1181		GIFT SHOP PUR - Night Audit Close Daily	A	\$0.00	\$0.00	\$0.00	\$0.00	\$0.00	\$0.00	\$0.00	\$0.00	CA
542146	1181		GIFT SHOP PUR - Night Audit Close Daily	A	\$0.00	\$0.00	\$0.00	\$0.00	\$0.00	\$0.00	\$0.00	\$0.00	CA
535600	1181		GIFT SHOP PUR - Night Audit Close Daily	A	\$0.00	\$0.00	\$0.00	\$0.00	\$0.00	\$0.00	\$0.00	\$0.00	CA
542243	1181		GIFT SHOP PUR - Night Audit Close Daily	A	\$0.00	\$0.00	\$0.00	\$0.00	\$0.00	\$0.00	\$0.00	\$0.00	CA
557453	1181		GIFT SHOP PUR - Night Audit Close Daily	A	\$0.00	\$0.00	\$0.00	\$0.00	\$0.00	\$0.00	\$0.00	\$0.00	CA
541803	1181		GIFT SHOP PUR - Night Audit Close Daily	A	\$0.00	\$0.00	\$0.00	\$0.00	\$0.00	\$0.00	\$0.00	\$0.00	CA

Guest Ledger Report

Include: In-House Guest, Group, House, Inactive, Zero-Balance

Folio Number	House Account Number	Room Number	Name	Folio	Opening Balance	Room Revenue (Net)	Tax	Other Revenue (Net)	Payments	Closing Balance	Credit Limit	Over Limit	Pay By
539529	1181		GIFT SHOP PUR - Night Audit Close Daily	A	\$0.00	\$0.00	\$0.00	\$0.00	\$0.00	\$0.00	\$0.00	\$0.00	CA
532532	1181		GIFT SHOP PUR - Night Audit Close Daily	A	\$0.00	\$0.00	\$0.00	\$0.00	\$0.00	\$0.00	\$0.00	\$0.00	CA
541051	1181		GIFT SHOP PUR - Night Audit Close Daily	A	\$0.00	\$0.00	\$0.00	\$0.00	\$0.00	\$0.00	\$0.00	\$0.00	CA
539459	1181		GIFT SHOP PUR - Night Audit Close Daily	A	\$0.00	\$0.00	\$0.00	\$0.00	\$0.00	\$0.00	\$0.00	\$0.00	CA
567926	1181		GIFT SHOP PUR - Night Audit Close Daily	A	\$0.00	\$0.00	\$0.00	\$0.00	\$0.00	\$0.00	\$0.00	\$0.00	CA
539237	1181		GIFT SHOP PUR - Night Audit Close Daily	A	\$0.00	\$0.00	\$0.00	\$0.00	\$0.00	\$0.00	\$0.00	\$0.00	CA
567406	1181		GIFT SHOP PUR - Night Audit Close Daily	A	\$0.00	\$0.00	\$0.00	\$0.00	\$0.00	\$0.00	\$0.00	\$0.00	CA
556869	1181		GIFT SHOP PUR - Night Audit Close Daily	A	\$0.00	\$0.00	\$0.00	\$0.00	\$0.00	\$0.00	\$0.00	\$0.00	CA
536501	1181		GIFT SHOP PUR - Night Audit Close Daily	A	\$0.00	\$0.00	\$0.00	\$0.00	\$0.00	\$0.00	\$0.00	\$0.00	CA
538986	1181		GIFT SHOP PUR - Night Audit Close Daily	A	\$0.00	\$0.00	\$0.00	\$0.00	\$0.00	\$0.00	\$0.00	\$0.00	CA
540254	1181		GIFT SHOP PUR - Night Audit Close Daily	A	\$0.00	\$0.00	\$0.00	\$0.00	\$0.00	\$0.00	\$0.00	\$0.00	CA
537218	1181		GIFT SHOP PUR - Night Audit Close Daily	A	\$0.00	\$0.00	\$0.00	\$0.00	\$0.00	\$0.00	\$0.00	\$0.00	CA
542499	1181		GIFT SHOP PUR - Night Audit Close Daily	A	\$0.00	\$0.00	\$0.00	\$0.00	\$0.00	\$0.00	\$0.00	\$0.00	CA
535482	1181		GIFT SHOP PUR - Night Audit Close Daily	A	\$0.00	\$0.00	\$0.00	\$0.00	\$0.00	\$0.00	\$0.00	\$0.00	CA
522544	1181		GIFT SHOP PUR - Night Audit Close Daily	A	\$0.00	\$0.00	\$0.00	\$0.00	\$0.00	\$0.00	\$0.00	\$0.00	CA
538003	1181		GIFT SHOP PUR - Night Audit Close Daily	A	\$0.00	\$0.00	\$0.00	\$0.00	\$0.00	\$0.00	\$0.00	\$0.00	CA
535042	1181		GIFT SHOP PUR - Night Audit Close Daily	A	\$0.00	\$0.00	\$0.00	\$0.00	\$0.00	\$0.00	\$0.00	\$0.00	CA
526673	1181		GIFT SHOP PUR - Night Audit Close Daily	A	\$0.00	\$0.00	\$0.00	\$0.00	\$0.00	\$0.00	\$0.00	\$0.00	CA
563471	1181		GIFT SHOP PUR - Night Audit Close Daily	A	\$0.00	\$0.00	\$0.00	\$0.00	\$0.00	\$0.00	\$0.00	\$0.00	CA
560137	1181		GIFT SHOP PUR - Night Audit Close Daily	A	\$0.00	\$0.00	\$0.00	\$0.00	\$0.00	\$0.00	\$0.00	\$0.00	CA
521355	1181		GIFT SHOP PUR - Night Audit Close Daily	A	\$0.00	\$0.00	\$0.00	\$0.00	\$0.00	\$0.00	\$0.00	\$0.00	CA
531232	1181		GIFT SHOP PUR - Night Audit Close Daily	A	\$0.00	\$0.00	\$0.00	\$0.00	\$0.00	\$0.00	\$0.00	\$0.00	CA
560165	1181		GIFT SHOP PUR - Night Audit Close Daily	A	\$0.00	\$0.00	\$0.00	\$0.00	\$0.00	\$0.00	\$0.00	\$0.00	CA
525467	1181		GIFT SHOP PUR - Night Audit Close Daily	A	\$0.00	\$0.00	\$0.00	\$0.00	\$0.00	\$0.00	\$0.00	\$0.00	CA
532310	1181		GIFT SHOP PUR - Night Audit Close Daily	A	\$0.00	\$0.00	\$0.00	\$0.00	\$0.00	\$0.00	\$0.00	\$0.00	CA
534616	1181		GIFT SHOP PUR - Night Audit Close Daily	A	\$0.00	\$0.00	\$0.00	\$0.00	\$0.00	\$0.00	\$0.00	\$0.00	CA
560451	1181		GIFT SHOP PUR - Night Audit Close Daily	A	\$0.00	\$0.00	\$0.00	\$0.00	\$0.00	\$0.00	\$0.00	\$0.00	CA
528011	1181		GIFT SHOP PUR - Night Audit Close Daily	A	\$0.00	\$0.00	\$0.00	\$0.00	\$0.00	\$0.00	\$0.00	\$0.00	CA
536397	1181		GIFT SHOP PUR - Night Audit Close Daily	A	\$0.00	\$0.00	\$0.00	\$0.00	\$0.00	\$0.00	\$0.00	\$0.00	CA
533368	1181		GIFT SHOP PUR - Night Audit Close Daily	A	\$0.00	\$0.00	\$0.00	\$0.00	\$0.00	\$0.00	\$0.00	\$0.00	CA
526812	1181		GIFT SHOP PUR - Night Audit Close Daily	A	\$0.00	\$0.00	\$0.00	\$0.00	\$0.00	\$0.00	\$0.00	\$0.00	CA
561538	1181		GIFT SHOP PUR - Night Audit Close Daily	A	\$0.00	\$0.00	\$0.00	\$0.00	\$0.00	\$0.00	\$0.00	\$0.00	CA
563081	1181		GIFT SHOP PUR - Night Audit Close Daily	A	\$0.00	\$0.00	\$0.00	\$0.00	\$0.00	\$0.00	\$0.00	\$0.00	CA

Guest Ledger Report

Include: In-House Guest, Group, House, Inactive, Zero-Balance

Folio Number	House Account Number	Room Number	Name	Folio	Opening Balance	Room Revenue (Net)	Tax	Other Revenue (Net)	Payments	Closing Balance	Credit Limit	Over Limit	Pay By
533633	1181		GIFT SHOP PUR - Night Audit Close Daily	A	\$0.00	\$0.00	\$0.00	\$0.00	\$0.00	\$0.00	\$0.00	\$0.00	CA
530902	1181		GIFT SHOP PUR - Night Audit Close Daily	A	\$0.00	\$0.00	\$0.00	\$0.00	\$0.00	\$0.00	\$0.00	\$0.00	CA
527592	1181		GIFT SHOP PUR - Night Audit Close Daily	A	\$0.00	\$0.00	\$0.00	\$0.00	\$0.00	\$0.00	\$0.00	\$0.00	CA
565193	1181		GIFT SHOP PUR - Night Audit Close Daily	A	\$0.00	\$0.00	\$0.00	\$0.00	\$0.00	\$0.00	\$0.00	\$0.00	CA
566670	1181		GIFT SHOP PUR - Night Audit Close Daily	A	\$0.00	\$0.00	\$0.00	\$0.00	\$0.00	\$0.00	\$0.00	\$0.00	CA
535168	1181		GIFT SHOP PUR - Night Audit Close Daily	A	\$0.00	\$0.00	\$0.00	\$0.00	\$0.00	\$0.00	\$0.00	\$0.00	CA
538246	1181		GIFT SHOP PUR - Night Audit Close Daily	A	\$0.00	\$0.00	\$0.00	\$0.00	\$0.00	\$0.00	\$0.00	\$0.00	CA
555251	1181		GIFT SHOP PUR - Night Audit Close Daily	A	\$0.00	\$0.00	\$0.00	\$0.00	\$0.00	\$0.00	\$0.00	\$0.00	CA
530959	1181		GIFT SHOP PUR - Night Audit Close Daily	A	\$0.00	\$0.00	\$0.00	\$0.00	\$0.00	\$0.00	\$0.00	\$0.00	CA
542801	1181		GIFT SHOP PUR - Night Audit Close Daily	A	\$0.00	\$0.00	\$0.00	\$0.00	\$0.00	\$0.00	\$0.00	\$0.00	CA
553881	1181		GIFT SHOP PUR - Night Audit Close Daily	A	\$0.00	\$0.00	\$0.00	\$0.00	\$0.00	\$0.00	\$0.00	\$0.00	CA
558455	1990		Government Technology	A	\$0.00	\$0.00	\$0.00	\$0.00	\$0.00	\$0.00	\$0.00	\$0.00	CA
535108	1990		Government Technology	A	\$0.00	\$0.00	\$0.00	\$0.00	\$0.00	\$0.00	\$0.00	\$0.00	CA
566828	972023		Greater Topeka Chamber of Commerce	A	\$0.00	\$0.00	\$0.00	\$0.00	\$0.00	\$0.00	\$0.00	\$0.00	CA
562497	723		It Takes A Village	A	\$0.00	\$0.00	\$0.00	\$0.00	\$0.00	\$0.00	\$0.00	\$0.00	CA
560070	723		It Takes A Village	A	\$0.00	\$0.00	\$0.00	\$0.00	\$0.00	\$0.00	\$0.00	\$0.00	CA
566001	4275		JFR	A	\$0.00	\$0.00	\$0.00	\$0.00	\$0.00	\$0.00	\$0.00	\$0.00	CA
563986	717		Kansas Assoc of Community Action Program	A	\$0.00	\$0.00	\$0.00	\$0.00	\$0.00	\$0.00	\$0.00	\$0.00	CA
567852	2180		Kansas Association of Directors of Plant	A	\$0.00	\$0.00	\$0.00	\$0.00	\$0.00	\$0.00	\$0.00	\$0.00	CA
564150	9906		Kansas Conference on Poverty	A	\$0.00	\$0.00	\$0.00	\$0.00	\$0.00	\$0.00	\$0.00	\$0.00	CA
567848	9917		Kansas Department of Labor	A	\$0.00	\$0.00	\$0.00	\$0.00	\$0.00	\$0.00	\$0.00	\$0.00	CA
566479	144		Kansas Digital Government Summit	A	\$0.00	\$0.00	\$0.00	\$0.00	\$0.00	\$0.00	\$0.00	\$0.00	CA
567853	47345		Kansas Economic Development Alliance	A	\$0.00	\$0.00	\$0.00	\$0.00	\$0.00	\$0.00	\$0.00	\$0.00	CA
560800	9881		Kansas Funeral Directors Assn 2024	A	\$0.00	\$0.00	\$0.00	\$0.00	\$0.00	\$0.00	\$0.00	\$0.00	CA
563953	9904		Kansas Katz Cat Club	A	\$0.00	\$0.00	\$0.00	\$0.00	\$0.00	\$0.00	\$0.00	\$0.00	CA
563948	9902		KCDA 2023 Convention	A	\$0.00	\$0.00	\$0.00	\$0.00	\$0.00	\$0.00	\$0.00	\$0.00	CA
560584	9878		KS Water Environment Association	A	\$0.00	\$0.00	\$0.00	\$0.00	\$0.00	\$0.00	\$0.00	\$0.00	CA
564151	9907		KSHSAA Cheer/Dance Camp	A	\$0.00	\$0.00	\$0.00	\$0.00	\$0.00	\$0.00	\$0.00	\$0.00	CA
561777	9892		Linda Cain	A	\$0.00	\$0.00	\$0.00	\$0.00	\$0.00	\$0.00	\$0.00	\$0.00	CA
561303	9888		Living Church of God	A	\$0.00	\$0.00	\$0.00	\$0.00	\$0.00	\$0.00	\$0.00	\$0.00	CA
565732	4046		Living Church of God	A	\$0.00	\$0.00	\$0.00	\$0.00	\$0.00	\$0.00	\$0.00	\$0.00	CA
540135	185		Marine Corp Drills	A	\$0.00	\$0.00	\$0.00	\$0.00	\$0.00	\$0.00	\$0.00	\$0.00	CA
476382	185		Marine Corp Drills	A	\$0.00	\$0.00	\$0.00	\$0.00	\$0.00	\$0.00	\$0.00	\$0.00	CA

Guest Ledger Report

Include: In-House Guest, Group, House, Inactive, Zero-Balance

Folio Number	House Account Number	Room Number	Name	Folio	Opening Balance	Room Revenue (Net)	Tax	Other Revenue (Net)	Payments	Closing Balance	Credit Limit	Over Limit	Pay By
530344	185		Marine Corp Drills	A	\$0.00	\$0.00	\$0.00	\$0.00	\$0.00	\$0.00	\$0.00	\$0.00	CA
500284	186		Marine Corp Drills	A	\$0.00	\$0.00	\$0.00	\$0.00	\$0.00	\$0.00	\$0.00	\$0.00	CA
521540	187		Marines	A	\$0.00	\$0.00	\$0.00	\$0.00	\$0.00	\$0.00	\$0.00	\$0.00	CA
522817	187		Marines	A	\$0.00	\$0.00	\$0.00	\$0.00	\$0.00	\$0.00	\$0.00	\$0.00	CA
524940	1876		Mars Chocolate North American	A	\$0.00	\$0.00	\$0.00	\$0.00	\$0.00	\$0.00	\$0.00	\$0.00	CA
338137	184		Meals - Marine RIDT	A	\$0.00	\$0.00	\$0.00	\$0.00	\$0.00	\$0.00	\$0.00	\$0.00	CA
566480	5820		Midwest Bowlers Guild	A	\$0.00	\$0.00	\$0.00	\$0.00	\$0.00	\$0.00	\$0.00	\$0.00	CA
567017	952023		Midwest Bowlers Guild-Refund	A	\$0.00	\$0.00	\$0.00	\$0.00	\$0.00	\$0.00	\$0.00	\$0.00	CA
388	5		Miscellaneous Income Daily	A	\$0.00	\$0.00	\$0.00	\$0.00	\$0.00	\$0.00	\$0.00	\$0.00	CA
525770	911		Miscellaneous Income **Daily	A	\$0.00	\$0.00	\$0.00	\$0.00	\$0.00	\$0.00	\$0.00	\$0.00	CA
560876	9883		MSSU Football	A	\$0.00	\$0.00	\$0.00	\$0.00	\$0.00	\$0.00	\$0.00	\$0.00	CA
561488	9883		MSSU Football	A	\$0.00	\$0.00	\$0.00	\$0.00	\$0.00	\$0.00	\$0.00	\$0.00	CA
560877	9884		MSSU Football November	A	\$0.00	\$0.00	\$0.00	\$0.00	\$0.00	\$0.00	\$0.00	\$0.00	CA
567931	6654		Phi Kappa Theta	A	\$0.00	\$0.00	\$0.00	\$0.00	\$0.00	\$0.00	\$0.00	\$0.00	CA
538243	9784		Positive Connections	A	\$0.00	\$0.00	\$0.00	\$0.00	\$0.00	\$0.00	\$0.00	\$0.00	CA
557473	9784		Positive Connections	A	\$0.00	\$0.00	\$0.00	\$0.00	\$0.00	\$0.00	\$0.00	\$0.00	CA
567233	328		Randall E. Gregg Celebration of Life	A	\$0.00	\$0.00	\$0.00	\$0.00	\$0.00	\$0.00	\$0.00	\$0.00	CA
510728	8233		Restaurant/Lounge Credit card payment--	A	\$0.00	\$0.00	\$0.00	\$0.00	\$0.00	\$0.00	\$0.00	\$0.00	CA
410751	8233		Restaurant/Lounge Credit card payment--	A	\$0.00	\$0.00	\$0.00	\$0.00	\$0.00	\$0.00	\$0.00	\$0.00	CA
22491	801		SALES -	A	\$0.00	\$0.00	\$0.00	\$0.00	\$0.00	\$0.00	\$0.00	\$0.00	CA
523277	801		SALES -	A	\$0.00	\$0.00	\$0.00	\$0.00	\$0.00	\$0.00	\$0.00	\$0.00	CA
22489	800		SALES - Wayne Wazlawik **DAILY**	A	\$0.00	\$0.00	\$0.00	\$0.00	\$0.00	\$0.00	\$0.00	\$0.00	CA
510872	800		SALES - Wayne Wazlawik **DAILY**	A	\$0.00	\$0.00	\$0.00	\$0.00	\$0.00	\$0.00	\$0.00	\$0.00	CA
559412	107		Seaman High School 1973 Reunion	A	\$0.00	\$0.00	\$0.00	\$0.00	\$0.00	\$0.00	\$0.00	\$0.00	CA
567418	9393		Shamrock Solutions Reception for KACRAO	A	\$0.00	\$0.00	\$0.00	\$0.00	\$0.00	\$0.00	\$0.00	\$0.00	CA
566193	3723		Siberian Husky Club Meeting	A	\$0.00	\$0.00	\$0.00	\$0.00	\$0.00	\$0.00	\$0.00	\$0.00	CA
565313	9910		Sprinkler Fitters Local 669	A	\$0.00	\$0.00	\$0.00	\$0.00	\$0.00	\$0.00	\$0.00	\$0.00	CA
532740	9774		Sunflower Regional Tournament	A	\$0.00	\$0.00	\$0.00	\$0.00	\$0.00	\$0.00	\$0.00	\$0.00	CA
566319	9915		Tap Gala Tasting	A	\$0.00	\$0.00	\$0.00	\$0.00	\$0.00	\$0.00	\$0.00	\$0.00	CA
566320	9916		Tap Gala Tasting	A	\$0.00	\$0.00	\$0.00	\$0.00	\$0.00	\$0.00	\$0.00	\$0.00	CA
565741	3171		TASN	A	\$0.00	\$0.00	\$0.00	\$0.00	\$0.00	\$0.00	\$0.00	\$0.00	CA
565314	9911		TASN Quarterly Meeting August 2023	A	\$0.00	\$0.00	\$0.00	\$0.00	\$0.00	\$0.00	\$0.00	\$0.00	CA
555491	811		TPS Foundation 2023 Community Breakfast	A	\$0.00	\$0.00	\$0.00	\$0.00	\$0.00	\$0.00	\$0.00	\$0.00	CA

Guest Ledger Report

Include: In-House Guest, Group, House, Inactive, Zero-Balance

Folio Number	House Account Number	Room Number	Name	Folio	Opening Balance	Room Revenue (Net)	Tax	Other Revenue (Net)	Payments	Closing Balance	Credit Limit	Over Limit	Pay By
563970	811		TPS Foundation 2023 Community Breakfast	A	\$0.00	\$0.00	\$0.00	\$0.00	\$0.00	\$0.00	\$0.00	\$0.00	CA
567419	1893		UCMO Football	A	\$0.00	\$0.00	\$0.00	\$0.00	\$0.00	\$0.00	\$0.00	\$0.00	CA
559578	9865		United States Marine Corps- USMC April	A	\$0.00	\$0.00	\$0.00	\$0.00	\$0.00	\$0.00	\$0.00	\$0.00	CA
528528	589		University of Kansas Continuing Prof	A	\$0.00	\$0.00	\$0.00	\$0.00	\$0.00	\$0.00	\$0.00	\$0.00	CA
566829	962023		Western Associates	A	\$0.00	\$0.00	\$0.00	\$0.00	\$0.00	\$0.00	\$0.00	\$0.00	CA
Totals					\$0.00	\$0.00	\$0.00	\$41.84	(\$41.84)	\$0.00			

Inactive Accounts

Folio Number	Confirmation Number	Room Number	Name	Folio	Opening Balance	Room Revenue (Net)	Tax	Other Revenue (Net)	Payments	Closing Balance	Credit Limit	Over Limit	Pay By
Totals													

TOKS Associates LLC
dba Hotel Topeka at City Center

A/R City Ledger
Period: 09/30/2023

Account # 1100200.00

Amount General Ledger
178,977.07

Detail Listing Attached:

Aging Summary				
<u>0 - 30</u>	<u>31-60</u>	<u>61 - 90</u>	<u>91 - 120</u>	<u>121+</u>
163,400.73	15,576.34	-	-	-
				178,977.07

Reconciled Balances @ 09/30/2023

178,977.07

178,977.07

Variance

0.00

City Ledger Aging

Summary Report

Zero-Balance Accounts Not Included

Hotel Topeka at City Center

Business Date: Sunday, October 1, 2023

Printed Date: Sunday, October 1, 2023 4:03:50 AM

Account Number	Account Name	Current Balance	30+	60+	90+	Total
4773	Association of Community Mental Health	\$87,109.17	\$0.00	\$0.00	\$0.00	\$87,109.17
1227	CLC	\$76.79	\$460.74	\$0.00	\$0.00	\$537.53
102	Greater Topeka Partnership	\$5,828.22	\$0.00	\$0.00	\$0.00	\$5,828.22
8436	KACRAO	\$16,404.57	\$0.00	\$0.00	\$0.00	\$16,404.57
5727	Ks Army National Guard	\$0.00	\$15,115.60	\$0.00	\$0.00	\$15,115.60
116	KS Bureau Of Investigations	\$599.20	\$0.00	\$0.00	\$0.00	\$599.20
119	KS Dept Of Labor	\$36,810.25	\$0.00	\$0.00	\$0.00	\$36,810.25
1556	KS Economic Dev. Alliance	\$9,901.97	\$0.00	\$0.00	\$0.00	\$9,901.97
435	KU Life Span Institute	\$2,364.66	\$0.00	\$0.00	\$0.00	\$2,364.66
185	Marine Corp	\$94.00	\$0.00	\$0.00	\$0.00	\$94.00
184	Marine Corp - RIDT	\$392.00	\$0.00	\$0.00	\$0.00	\$392.00
812	Washburn University	\$3,819.90	\$0.00	\$0.00	\$0.00	\$3,819.90
Totals		\$163,400.73	\$15,576.34	\$0.00	\$0.00	\$178,977.07

City Ledger Aging

Detailed Report

Zero-Balance Accounts Not Included

Hotel Topeka at City Center

Business Date: Sunday, October 1, 2023

Printed Date: Sunday, October 1, 2023 4:22:37 AM

Account Name Association of Community Mental Health

Acct # 4773

Invoice	Invoice Date	Current	30+	60+	90+	Total
516068	9/13/2023	\$127.98	\$0.00	\$0.00	\$0.00	\$127.98
516070	9/13/2023	\$127.98	\$0.00	\$0.00	\$0.00	\$127.98
516072	9/13/2023	\$126.82	\$0.00	\$0.00	\$0.00	\$126.82
516073	9/13/2023	\$126.82	\$0.00	\$0.00	\$0.00	\$126.82
516077	9/14/2023	\$127.98	\$0.00	\$0.00	\$0.00	\$127.98
516078	9/14/2023	\$127.98	\$0.00	\$0.00	\$0.00	\$127.98
516079	9/14/2023	\$127.98	\$0.00	\$0.00	\$0.00	\$127.98
516080	9/14/2023	\$127.98	\$0.00	\$0.00	\$0.00	\$127.98
516083	9/14/2023	\$127.98	\$0.00	\$0.00	\$0.00	\$127.98
516084	9/14/2023	\$372.32	\$0.00	\$0.00	\$0.00	\$372.32
516087	9/14/2023	\$255.96	\$0.00	\$0.00	\$0.00	\$255.96
516099	9/15/2023	\$511.92	\$0.00	\$0.00	\$0.00	\$511.92
516101	9/15/2023	\$383.94	\$0.00	\$0.00	\$0.00	\$383.94
516103	9/15/2023	\$383.94	\$0.00	\$0.00	\$0.00	\$383.94

City Ledger Aging

Invoice	Invoice Date	Current	30+	60+	90+	Total
516104	9/15/2023	\$383.94	\$0.00	\$0.00	\$0.00	\$383.94
516105	9/15/2023	\$383.94	\$0.00	\$0.00	\$0.00	\$383.94
516112	9/18/2023	\$511.92	\$0.00	\$0.00	\$0.00	\$511.92
516115	9/18/2023	\$81,701.40	\$0.00	\$0.00	\$0.00	\$81,701.40
516119	9/19/2023	\$127.98	\$0.00	\$0.00	\$0.00	\$127.98
516120	9/19/2023	\$127.98	\$0.00	\$0.00	\$0.00	\$127.98
516121	9/19/2023	\$127.98	\$0.00	\$0.00	\$0.00	\$127.98
516122	9/19/2023	\$127.98	\$0.00	\$0.00	\$0.00	\$127.98
516123	9/19/2023	\$117.70	\$0.00	\$0.00	\$0.00	\$117.70
516124	9/19/2023	\$10.28	\$0.00	\$0.00	\$0.00	\$10.28
516125	9/19/2023	\$127.98	\$0.00	\$0.00	\$0.00	\$127.98
516126	9/19/2023	\$302.51	\$0.00	\$0.00	\$0.00	\$302.51
Totals		\$87,109.17	\$0.00	\$0.00	\$0.00	\$87,109.17

Account Name CLC
Acct # 1227

Invoice	Invoice Date	Current	30+	60+	90+	Total
515853	8/4/2023	\$0.00	\$153.58	\$0.00	\$0.00	\$153.58
515925	8/25/2023	\$0.00	\$307.16	\$0.00	\$0.00	\$307.16
516132	9/20/2023	\$76.79	\$0.00	\$0.00	\$0.00	\$76.79

City Ledger Aging

Totals	\$76.79	\$460.74	\$0.00	\$0.00	\$537.53
---------------	----------------	-----------------	---------------	---------------	-----------------

Account Name **Greater Topeka Partnership**

Acct # **102**

Invoice	Invoice Date	Current	30+	60+	90+	Total
515981	9/8/2023	\$5,828.22	\$0.00	\$0.00	\$0.00	\$5,828.22
Totals		\$5,828.22	\$0.00	\$0.00	\$0.00	\$5,828.22

Account Name **KACRAO**

Acct # **8436**

Invoice	Invoice Date	Current	30+	60+	90+	Total
516202	9/25/2023	\$16,404.57	\$0.00	\$0.00	\$0.00	\$16,404.57
Totals		\$16,404.57	\$0.00	\$0.00	\$0.00	\$16,404.57

Account Name **Ks Army National Guard**

Acct # **5727**

Invoice	Invoice Date	Current	30+	60+	90+	Total
515924	8/22/2023	\$0.00	\$15,115.60	\$0.00	\$0.00	\$15,115.60
Totals		\$0.00	\$15,115.60	\$0.00	\$0.00	\$15,115.60

City Ledger Aging

Account Name **KS Bureau Of Investigations**
 Acct # **116**

Invoice	Invoice Date	Current	30+	60+	90+	Total
515967	9/1/2023	\$171.20	\$0.00	\$0.00	\$0.00	\$171.20
515972	9/7/2023	\$171.20	\$0.00	\$0.00	\$0.00	\$171.20
516066	9/13/2023	\$85.60	\$0.00	\$0.00	\$0.00	\$85.60
516134	9/21/2023	\$171.20	\$0.00	\$0.00	\$0.00	\$171.20
Totals		\$599.20	\$0.00	\$0.00	\$0.00	\$599.20

Account Name **KS Dept Of Labor**
 Acct # **119**

Invoice	Invoice Date	Current	30+	60+	90+	Total
516206	9/26/2023	\$103.79	\$0.00	\$0.00	\$0.00	\$103.79
516207	9/27/2023	\$207.58	\$0.00	\$0.00	\$0.00	\$207.58
516208	9/27/2023	\$207.58	\$0.00	\$0.00	\$0.00	\$207.58
516209	9/27/2023	\$207.58	\$0.00	\$0.00	\$0.00	\$207.58
516210	9/27/2023	\$207.58	\$0.00	\$0.00	\$0.00	\$207.58
516211	9/27/2023	\$207.58	\$0.00	\$0.00	\$0.00	\$207.58
516220	9/29/2023	\$415.16	\$0.00	\$0.00	\$0.00	\$415.16
516221	9/29/2023	\$415.16	\$0.00	\$0.00	\$0.00	\$415.16
516222	9/29/2023	\$415.16	\$0.00	\$0.00	\$0.00	\$415.16

City Ledger Aging

Invoice	Invoice Date	Current	30+	60+	90+	Total
516223	9/29/2023	\$415.16	\$0.00	\$0.00	\$0.00	\$415.16
516224	9/29/2023	\$34,007.92	\$0.00	\$0.00	\$0.00	\$34,007.92
Totals		\$36,810.25	\$0.00	\$0.00	\$0.00	\$36,810.25

Account Name KS Economic Dev. Alliance
 Acct # 1556

Invoice	Invoice Date	Current	30+	60+	90+	Total
516216	9/29/2023	\$9,901.97	\$0.00	\$0.00	\$0.00	\$9,901.97
Totals		\$9,901.97	\$0.00	\$0.00	\$0.00	\$9,901.97

Account Name KU Life Span Institute
 Acct # 435

Invoice	Invoice Date	Current	30+	60+	90+	Total
516116	9/18/2023	\$144.45	\$0.00	\$0.00	\$0.00	\$144.45
516117	9/18/2023	\$144.45	\$0.00	\$0.00	\$0.00	\$144.45
516133	9/20/2023	\$2,075.76	\$0.00	\$0.00	\$0.00	\$2,075.76
Totals		\$2,364.66	\$0.00	\$0.00	\$0.00	\$2,364.66

Account Name Marine Corp
 Acct # 185

City Ledger Aging

Invoice	Invoice Date	Current	30+	60+	90+	Total
516065	9/12/2023	\$94.00	\$0.00	\$0.00	\$0.00	\$94.00
Totals		\$94.00	\$0.00	\$0.00	\$0.00	\$94.00

Account Name Marine Corp - RIDT

Acct # 184

Invoice	Invoice Date	Current	30+	60+	90+	Total
516060	9/10/2023	\$392.00	\$0.00	\$0.00	\$0.00	\$392.00
Totals		\$392.00	\$0.00	\$0.00	\$0.00	\$392.00

Account Name Washburn University

Acct # 812

Invoice	Invoice Date	Current	30+	60+	90+	Total
515973	9/7/2023	\$90.95	\$0.00	\$0.00	\$0.00	\$90.95
515974	9/7/2023	\$90.95	\$0.00	\$0.00	\$0.00	\$90.95
515975	9/7/2023	\$90.95	\$0.00	\$0.00	\$0.00	\$90.95
515976	9/7/2023	\$90.95	\$0.00	\$0.00	\$0.00	\$90.95
515977	9/7/2023	\$90.95	\$0.00	\$0.00	\$0.00	\$90.95
515978	9/7/2023	\$90.95	\$0.00	\$0.00	\$0.00	\$90.95
515979	9/7/2023	\$90.95	\$0.00	\$0.00	\$0.00	\$90.95
515982	9/9/2023	\$90.95	\$0.00	\$0.00	\$0.00	\$90.95

City Ledger Aging

Invoice	Invoice Date	Current	30+	60+	90+	Total
515983	9/9/2023	\$90.95	\$0.00	\$0.00	\$0.00	\$90.95
515984	9/9/2023	\$90.95	\$0.00	\$0.00	\$0.00	\$90.95
515985	9/9/2023	\$90.95	\$0.00	\$0.00	\$0.00	\$90.95
515986	9/9/2023	\$181.90	\$0.00	\$0.00	\$0.00	\$181.90
515987	9/9/2023	\$90.95	\$0.00	\$0.00	\$0.00	\$90.95
515988	9/9/2023	\$90.95	\$0.00	\$0.00	\$0.00	\$90.95
515989	9/9/2023	\$181.90	\$0.00	\$0.00	\$0.00	\$181.90
515990	9/9/2023	\$181.90	\$0.00	\$0.00	\$0.00	\$181.90
515991	9/9/2023	\$181.90	\$0.00	\$0.00	\$0.00	\$181.90
515992	9/9/2023	\$181.90	\$0.00	\$0.00	\$0.00	\$181.90
515993	9/9/2023	\$90.95	\$0.00	\$0.00	\$0.00	\$90.95
515994	9/9/2023	\$181.90	\$0.00	\$0.00	\$0.00	\$181.90
515995	9/9/2023	\$90.95	\$0.00	\$0.00	\$0.00	\$90.95
515996	9/9/2023	\$90.95	\$0.00	\$0.00	\$0.00	\$90.95
515997	9/9/2023	\$90.95	\$0.00	\$0.00	\$0.00	\$90.95
515998	9/9/2023	\$90.95	\$0.00	\$0.00	\$0.00	\$90.95
515999	9/9/2023	\$181.90	\$0.00	\$0.00	\$0.00	\$181.90
516000	9/9/2023	\$90.95	\$0.00	\$0.00	\$0.00	\$90.95
516001	9/9/2023	\$90.95	\$0.00	\$0.00	\$0.00	\$90.95
516002	9/9/2023	\$90.95	\$0.00	\$0.00	\$0.00	\$90.95

City Ledger Aging

Invoice	Invoice Date	Current	30+	60+	90+	Total
516003	9/9/2023	\$90.95	\$0.00	\$0.00	\$0.00	\$90.95
516005	9/9/2023	\$181.90	\$0.00	\$0.00	\$0.00	\$181.90
516007	9/9/2023	\$181.90	\$0.00	\$0.00	\$0.00	\$181.90
516008	9/9/2023	\$181.90	\$0.00	\$0.00	\$0.00	\$181.90
Totals		\$3,819.90	\$0.00	\$0.00	\$0.00	\$3,819.90
Ledger Totals		\$163,400.73	\$15,576.34	\$0.00	\$0.00	\$178,977.07

TOKS Associates LLC
dba Hotel Topeka at City Center

A/R Other
Period: 09/30/2023

Account # 1110000.00

	Amount	General Ledger
Detail Listing Attached:	4,408.34	4,408.34

Reconciled Balances @ 09/30/2023	4,408.34	4,408.34
Variance		0.00

TOKS Associates LLC
 dba Hotel Topeka at City Center
 A/R Other

09/30/2023 Account # 1110000.000

Date	Description / Vendor	Expense #	Beg Bal	Jan	Feb	Mar	Apr	May	June	Jul	Aug	Sep	Oct	Nov	Dec	YTD Bal
<u>2023</u>																-
	Alisha Koby Salary Billback HFIL Pay Date 08/11 & 08/25											4,408.34				4,408.34
	Alisha Koby Salary Billback HCIL															-
	Alisha Koby Salary Billback HCIL															-
	Small Varaiene															-
	Total monthly (accrual)/exp cr		-	-	-	-	-	-	-	-	-	4,408.34	-	-	-	4,408.34
	Ledger Balance		-	-	-	-	-	-	-	-	-	4,408.34	4,408.34	4,408.34	4,408.34	4,408.34

Hotel Topeka

1628 JFK Blvd, Ste 2300
Philadelphia, PA 19103

Invoice No. PR093023

INVOICE

Customer

Name Hotel CASS Chicago - HCIL
Address _____
City _____ State _____ ZIP _____
Phone _____

Date 9/29/2023
Order No. _____
Rep _____
FOB _____

Hrs	Description	Unit Price	TOTAL
	HCIL Associates LLC PPE 08/21/23 - 09/03/23 Pay Date 09/08/23 PPE 09/04/23 - 09/17/23 Pay Date 09/22/23		
	Area Revenue Manager		
2	Alisha Koby (salary \$3461.54) - 50% Split of one pay period	\$1,730.77	\$3,461.54
1	Health Benefits (\$564.30 BiWeekly)	\$564.30	\$564.30
1	FICA 7.65%	\$264.81	\$264.81
1	SUTA 3.4%	\$117.69	\$117.69

Payment Details

- Cash
 Check
 Credit Card

Name _____
CC # _____
Expires _____

SubTotal	\$4,408.34
Shipping & Handling	\$0.00
Taxes	
TOTAL	\$4,408.34

Office Use Only

TOKS Associates LLC
dba Hotel Topeka at City Center

Food Inventory
Period: 09/30/2023

Account # 1200000.00

	Amount	General Ledger
Detail Listing Attached:	20,296.35	20,296.35

Reconciled Balances @ 09/30/2023	20,296.35	20,296.35
Variance		0.00

Pack	Units	Item Cost \$	Price Per	Description	Inventory	Ending Cost \$
ea	3	51.36	17.12	Butter Oil Phase	6	102.72
ea	12	44.09	3.67	1/2 & 1/2	0	0.00
ea	12	78.35	6.53	Heavy cream	44	287.28
cs	1	22.12	22.12	Milk 1/2 pint	1	22.12
cs	1	22.15	22.15	Milk 1/2 pint Chocolate	1.5	33.23
ea	6	17.53	2.92	Buttermilk, 6/64oz	4	11.69
cs	1	54.94	54.94	Liquid Egg	4.5	247.23
cs	15	21.54	1.44	Shell Egg 15 dz	12	17.23
cs	3	54.99	18.33	Cheese Cubes 3/5#	0	0.00
cs	12	21.63	1.80	6 in flour tortilla 12/24 ct	0	0.00
cs	8	40.37	5.05	14 in flour tortilla 8/12 ct	0	0.00
cs	6	26.65	4.44	6 in corn tortilla 6/160 ct	0.75	3.33
ea	4	63.75	15.94	Shredded Cheddar Blend	24	382.50
ea	6	67.65	11.28	Shredded Mozzarella	0	0.00
ea	2	54.55	27.28	Parmesan, Shredded	1	27.28
ea	4	58.22	14.56	American yellow, sliced	4	58.22
ea	8	60.74	7.59	Swiss, Sliced	4	30.37
ea	8	48.39	6.05	Cheddar, Sliced	4	24.20
ea	8	46.40	5.80	Pepper Jack, Sliced	2	11.60
ea	4	36.90	9.23	Cream Cheese	0	0.00
ea	6	61.88	10.31	American white, sliced	5	51.57
cs	2	40.82	20.41	Feta Crumbles	1	20.41
lbs	1	6.22	6.22	Smoked Gouda	3	18.66
ea	2	33.16	16.58	Cheddar Cheese, Block	0	0.00
ea	1	16.10	16.10	Cheddar Cheese, Smoked	0.5	8.05
tub	2	62.57	31.29	Goat Cheese, 2/4#	0	0.00
bag	2	47.43	23.72	Gorgonzola Crumbles, 2/5#	1.5	35.57
cs	2	121.34	60.67	Coffee concentrate, 2 ct	2.5	151.68
cs	2	119.14	59.57	Decaf Coffee concentrate, 2 ct	3.5	208.50
Gal	4	44.31	11.08	Mayonnaise, 4/1 gal	7.5	83.08
Gal	4	44.24	11.06	Soy Sauce	0.5	5.53
Gal	1	13.00	13.00	BBQ Sauce Homemade	5	65.00
Gal	4	74.21	18.55	Salsa 4 ct	1	18.55
ea	1	8.13	8.13	Horseradish, 32oz	1.25	10.16
Gal	4	138.74	34.69	Green Olives 4/1 gal	1.5	52.03
ea	3	104.37	34.79	Orange Juice concentrate for machine	11	382.69
ea	3	86.37	28.79	Apple Juice concentrate for machine	3.5	100.77
ea	3	81.31	27.10	Cranberry Juice concentrate for machine	2.5	67.76
ea	3	77.12	25.71	Grape Juice concentrate for machine	2	51.41
ea	4	63.40	15.85	Ham 4/3#	11.5	182.28
ea	4	94.71	23.68	Turkey 4/2.5#	1	23.68
ea	4	54.53	13.63	Salami 4/2.5#	0	0.00
ea	4	72.16	18.04	Roast Beef 4/2.5#	0	0.00
lbs	1	6.54	6.54	Teres Major (shoulder)	10	65.40
lbs	1	2.88	2.88	Ground Beef	0	0.00
lbs	1	1.41	1.41	Pork Butt	0	0.00
lbs	1	6.57	6.57	Flank Steak	0	0.00
lbs	1	3.85	3.85	Chicken Breast	60	231.00
lbs	1	2.16	2.16	Pork Loin	0	0.00
cs	1	68.89	68.89	Bacon	9	620.01
cs	1	30.54	30.54	Sausage, Precooked link	2	61.08
cs	1	41.62	41.62	Sausage, precooked patty	0	0.00
cs	1	68.04	68.04	Croissant, 3 oz	0.5	34.02
cs	1	58.37	58.37	Croissant 2 oz	0	0.00
cs	1	33.70	33.70	Muffins, 72 ct	2.5	84.25
Gal	1	13.86	13.86	Ranch Dressing, homemade	4	55.44
Gal	4	36.22	9.06	Italian Dressing	0	0.00
Gal	4	44.42	11.11	Balsamic Dressing	4	44.42
Gal	2	24.97	12.49	Raspberry Vinaigrette	4	49.94
Gal	4	81.66	20.42	Caesar Dressing	2.5	51.04

Pack	Units	Item Cost \$	Price Per	Description	Inventory	Ending Cost \$
Gal	4	91.76	22.94	Blue Cheese Dressing	1.5	34.41
Gal	4	44.62	11.16	Honey Mustard Dressing	0	0.00
cs	1	24.88	24.88	Yogurt Varieties	70	1,741.60
ea	1	11.39	11.39	Crab Meat, 12/1# cans	0	0.00
lbs	1	5.97	5.97	Brisket, Raw	180	1,074.60
Gal	1	15.25	15.25	Homemade Marinara	1	15.25
ea	2	23.30	11.65	Cottage Cheese	0	0.00
ea	2	80.92	40.46	Bacon Bits, bag	2.5	101.15
5gal	1	33.24	33.24	Pickles, bucket	0.5	16.62
cs	1	62.78	62.78	Danish, 84ct	2.5	156.95
						0.00
						0.00
						0.00
						0.00
						7,587.39

Freezer						
cs	10	37.41	3.74	White Bread	3	11.22
cs	8	29.94	3.74	Wheatberry Bread	9	33.68
cs	10	35.29	3.53	Rye Bread	0	0.00
cs	1	58.73	58.73	Dinner Roll 10/24 ct	4.5	264.29
cs	1	48.24	48.24	Bread Sticks	1	48.24
ea	1	13.97	13.97	Pesto Sauce	2	27.94
cs	1	41.87	41.87	Meatballs	3	125.61
cs	1	35.49	35.49	Corn	2	70.98
cs	1	21.78	21.78	Green Beans, 15# case	4	87.12
cs	1	33.79	33.79	Corn and Jalapeno	1	33.79
cs	6	53.90	8.98	Spinach	4	35.93
cs	1	39.94	39.94	Peas/Carrot	0	0.00
cs	1	47.82	47.82	Biscuits	2	95.64
lbs	1	8.03	8.03	Flank Steak	0	0.00
lbs	1	3.73	3.73	Ground Beef	0	0.00
lbs	1	5.35	5.35	Stew Meat	50	267.50
lbs	1	9.36	9.36	Strip Loin	0	0.00
lbs	1	19.64	19.64	Beef Tenderloin	0	0.00
lbs	1	6.54	6.54	Teres Major	10	65.40
lbs	1	2.57	2.57	Pork Loin	0	0.00
lbs	1	2.28	2.28	Pork Butt	16	36.48
cs	1	99.98	99.98	Shrimp	1.25	124.98
cs	1	94.10	94.10	Salmon	1	94.10
cs	1	52.54	52.54	Fries	1	52.54
cs	1	49.30	49.30	Breakfast Potatoes	6	295.80
ea	3	105.65	35.22	Brownies	1	35.22
cs	1	57.33	57.33	Carrot Cake, 4 ct	0.25	14.33
ea	6	68.52	11.42	Pecan Pie, 6ct	0	0.00
cs	1	133.52	133.52	Tiger Cake	1.5	200.28
cs	1	122.39	122.39	Strawberry Cream Cake	0.5	61.20
cs	1	124.03	124.03	Lemon Layer Cake	2	248.06
cs	1	67.06	67.06	Cheesecake	3.5	234.71
cs	1	35.13	35.13	Key Lime Pie	3	105.39
cs	1	34.98	34.98	Peanut Butter Pie	1.5	52.47
cs	1	30.85	30.85	Chicken Tender	4	123.40
cs	1	52.63	52.63	Wings of Fire	1	52.63
cs	1	38.41	38.41	Fajita Chicken	1	38.41
cs	1	33.73	33.73	Diced Cooked Chicken	0	0.00
ea	12	72.80	6.07	Pound Cake, 12ct	0	0.00
ea	6	48.89	8.15	Dutch Apple Pie, 6ct	10	81.48
lbs	1	4.32	4.32	Chicken Breast	0	0.00
cs	1	32.02	32.02	breakfast sausage, link	6	192.12
cs	1	41.62	41.62	breakfast sausage, patty	0	0.00

Pack	Units	Item Cost \$	Price Per	Description	Inventory	Ending Cost \$
cs	1	89.61	89.61	2 oz Slider	1.8	161.30
cs	1	68.21	68.21	1/4 lb burger	0.5	34.11
cs	1	76.58	76.58	1/3 lb burger	2	153.16
cs	1	28.31	28.31	Various Cookies	4.5	127.40
lbs	1	11.15	11.15	Brisket, Austin Blues	0	0.00
cs	6	63.25	10.54	Quinoa Veggie Blend, Frozen	1	10.54
lbs	1	12.30	12.30	Steaks, Sirloin	0	0.00
lbs	1	5.97	5.97	Brisket, Raw	0	0.00
cs	1	47.42	47.42	IQF Vegetable blends, various	2	94.84
cs	24	42.11	1.75	Wonton Wrapper, 24 ct	0	0.00
cs	1	125.08	125.08	Black Forest Cake	1.25	156.35
cs	1	34.11	34.11	Cob Corn, Mini 96 ct	0	0.00
cs	1	66.48	66.48	German Chocolate Cake, 4 ct	1.3	86.42
ea	6	63.88	10.65	Mozzarella Sticks, 6ct	9	95.82
ea	4	70.48	17.62	Taquitos, 4ct	3	52.86
						4,183.73
Canned and Dry						
cs	1	31.86	31.86	Assorted Chips	1	31.86
cs	1	33.16	33.16	Ind Tortilla Chips	0	0.00
ea	6	31.48	5.25	Bulk Tortilla Chip, 6ct	2.67	14.01
cs	1	21.71	21.71	Ruffles	0	0.00
cs	1	47.58	47.58	Asst Granola Bars	2	95.16
cs	1	37.22	37.22	Crouton	1	37.22
cs	1	40.62	40.62	Sleeve Cracker	0.5	20.31
cs	1	26.86	26.86	Peanuts indiv	0.25	6.72
cs	1	47.78	47.78	Trail Mix, indiv	0.3	14.33
cs	1	17.71	17.71	Syrup PC	5	88.55
cs	1	35.06	35.06	Peanut Butter PC	0.25	8.77
cs	1	29.66	29.66	Honey PC	0.75	22.25
cs	1	12.47	12.47	Grape PC	1	12.47
cs	1	15.26	15.26	Strawberry PC	1	15.26
cs	1	16.95	16.95	Dijon Mustard pkt	0	0.00
cs	1	11.57	11.57	Yellow Mustard pkt	1	11.57
cs	1	20.72	20.72	Mayonaisse pkt	2	41.44
cs	1	24.08	24.08	ketchup pkt	1	24.08
cs	1	15.36	15.36	relish pkt	0	0.00
cs	18	28.98	1.61	Ranch dressing mix	50	80.50
ea	12	21.36	1.78	Chipotle Pepper in adobo, 12ct	23	40.94
ea	6	48.69	8.12	Peanut	2	16.23
bag	3	43.34	14.45	Mixed Nuts	4	57.79
bag	3	65.90	21.97	Candied Pecans	3	65.90
ea	12	26.01	2.17	Powdered Sugar	6	13.01
ea	12	31.31	2.61	Brown Sugar	11	28.70
ea	24	18.14	0.76	Corn Starch	20	15.12
ea	1	0.78	0.78	Baking soda	22	17.16
ea	12	27.29	2.27	Kosher Salt	6	13.65
cs	1	20.14	20.14	Dried Cranberry	1.5	30.21
ea	6	20.72	3.45	Pan Spray	12	41.44
ea	4	55.20	13.80	Demi Glace	7	96.60
ea	2	35.84	17.92	Frosting	1.5	26.88
ea	6	70.59	11.77	Cake Mix	3.5	41.18
ea	6	86.27	14.38	Brownie Mix	0	0.00
ea	12	28.19	2.35	Lemonade	13	30.54
cs	12	28.12	2.34	Fruit Punch	6	14.06
cs	1	30.05	30.05	Equal	2	60.10
cs	1	25.47	25.47	Splenda	1	25.47
cs	1	19.15	19.15	Sweet and Low	2	38.30
cs	1	14.94	14.94	Sugar PC	4	59.76

Pack	Units	Item Cost \$	Price Per	Description	Inventory	Ending Cost \$
ea	2	32.57	16.29	Bulk Ketchup	3	48.86
ea	24	42.35	1.76	Bottle Ketchup	15	26.47
ea	12	71.12	5.93	A1	27	160.02
ea	12	48.97	4.08	Heinz 57	27	110.18
ea	12	62.17	5.18	Tabasco	8	41.45
ea	12	38.12	3.18	Green Tabasco	14	44.47
ea	24	59.44	2.48	Hershey Syrup	20	49.53
ea	6	18.98	3.16	Balsamic Glaze	10	31.63
ea	6	41.15	6.86	Capers	1	6.86
ea	6	48.32	8.05	Cheese Dip bags	7	56.37
cs	1	26.14	26.14	Chicken Gravy	0	0.00
cs	1	27.36	27.36	Turkey Gravy	0	0.00
cs	1	26.92	26.92	Brown Gravy	0	0.00
cs	1	21.55	21.55	Peppered Gravy	1.33	28.66
cs	1	82.73	82.73	Peanut Butter Chips	0.75	62.05
cs	1	74.15	74.15	Chocolate Chips	1	74.15
ea	6	62.06	10.34	Au Gratin Potato	0	0.00
cs	1	20.24	20.24	Grandma Cookies	0.5	10.12
gal	4	48.84	12.21	Chili Sauce	3	36.63
gal	4	48.47	12.12	Buffalo Sauce	5	60.59
ea	6	49.12	8.19	Salsa Verde, 6ct	5	40.93
gal	4	74.21	18.55	Salsa, 4ct	6	111.32
gal	1	7.63	7.63	Relish, Gal	0	0.00
gal	4	78.84	19.71	Maraschino Cherry	2.5	49.28
gal	4	114.6	28.65	Green Olive	0.5	14.33
ea	6	89.26	14.88	Honey 5#	1	14.88
gal	4	53.91	13.48	Molasses	1.4	18.87
gal	4	48.00	12.00	Liquid Smoke	1.25	15.00
gal	4	44.27	11.07	Soy Sauce	6	66.41
gal	4	28.84	7.21	Corn Syrup	0.5	3.61
gal	4	21.35	5.34	Apple Cider	0	0.00
gal	4	20.77	5.19	Red Wine Vinegar	2	10.39
gal	4	26.60	6.65	Apple Cider Vinegar	1.25	8.31
gal	4	12.42	3.11	Distilled Vinegar	0	0.00
gal	2	43.21	21.61	Balsamic Vinegar	1.4	30.25
ea	30	40.81	1.36	Rice Noodles	0	0.00
cs	1	61.35	61.35	Bulk Granola	2.5	153.38
cs	1	49.59	49.59	Asst Cereal	1.3	64.47
bag	2	22.21	11.11	Penne	1	11.11
bag	2	18.72	9.36	Spaghetti	4	37.44
bag	2	22.21	11.11	Bowtie	1	11.11
bag	2	19.79	9.90	Linguini	0	0.00
lbs	25	23.14	0.93	Rice	85	78.68
ea	6	40.22	6.70	Wild Rice	7	46.92
ea	12	33.91	2.83	Oatmeal	8	22.61
lbs	1	1.65	1.65	Arborrio	12	19.80
lbs	50	29.30	0.59	Popcorn	13	7.62
lbs	20	17.77	0.89	Navy Beans	10	8.89
CS	1	86.60	86.60	BIB Pepsi	2.5	216.50
CS	1	86.60	86.60	BIB Diet Pepsi	2.5	216.50
CS	1	86.60	86.60	BIB Mountain Dew	1.5	129.90
CS	1	86.60	86.60	BIB Sierra Mist	1.5	129.90
CS	1	85.90	85.90	BIB Diet Dr. Pepper	1.5	128.85
CS	1	85.90	85.90	BIB Dr Pepper	1.5	128.85
CS	1	86.60	86.60	BIB Lemonade	0.5	43.30
CS	1	53.73	53.73	BIB Raspberry Tea	0.5	26.87
can	6	30.59	5.10	Black Bean	0	0.00
can	6	28.28	4.71	Tomato Sauce	7	32.99
can	6	30.28	5.05	Diced Tomato	7	35.33
can	6	40.12	6.69	Red Beans	6	40.12

Pack	Units	Item Cost \$	Price Per	Description	Inventory	Ending Cost \$
can	6	39.43	6.57	Baked Bean	14	92.00
can	6	46.42	7.74	Black olive	2	15.47
can	6	28.29	4.72	Chili beans	0	0.00
can	12	24.28	2.02	V8	0	0.00
can	12	22.66	1.89	Tomato juice	0	0.00
can	24	44.74	1.86	tomato paste	15	27.96
can	6	37.95	6.33	Sauerkraut	0	0.00
can	6	118.33	19.72	Queso	0	0.00
can	6	54.36	9.06	Arichoke Heart	6	54.36
can	12	38.86	3.24	Pineapple Juice	12	38.86
can	12	43.05	3.59	Roast Red Pepper	9	32.29
can	12	37.88	3.16	Caramel, btl	6	18.94
can	12	55.43	4.62	Sliced Strawberries	0	0.00
ea	6	76.55	12.76	Hot Fudge	0	0.00
can	6	43.08	7.18	Garbonzo Beans	2	14.36
can	6	54.37	9.06	Salsa, Canned	8	72.49
can	6	72.48	12.08	Apples, Canned	5	60.40
can	12	54.37	4.53	Cream Mushroom Soup	4	18.12
ea	1	3.50	3.50	Assorted Decorative Syrups	20	70.00
ea	1	9.94	9.94	Peanut Butter, Bulk 4#	2	19.88
ea	1	57.30	57.30	30 Mesh Black Pepper	1.25	71.63
ea	1	38.95	38.95	Chili Powder	0.75	29.21
ea	1	36.75	36.75	Onion	1.1	40.43
ea	1	26.95	26.95	Dry Mustard	1.25	33.69
ea	1	12.20	12.20	Parsley	0.25	3.05
ea	1	63.36	63.36	Cumin	1.1	69.70
ea	1	24.48	24.48	Peppercorns, whole	3	73.44
ea	1	36.29	36.29	Italian Seasoning	1.1	39.92
ea	1	32.03	32.03	Nutmeg	1.5	48.05
ea	1	30.99	30.99	Chipotle Powder	1.3	40.29
ea	1	23.55	23.55	Tumeric	0.8	18.84
ea	1	16.41	16.41	Ginger, ground	0.5	8.21
ea	1	14.36	14.36	Curry Powder	1.4	20.10
ea	1	8.30	8.30	Sesame Seeds	0.4	3.32
ea	1	15.55	15.55	Caribbean Jerk Seasoning	0.8	12.44
ea	1	29.97	29.97	White Pepper	1.4	41.96
ea	1	60.30	60.30	Ancho Powder, Large	2.25	135.68
ea	1	64.95	64.95	Garlic, Large	1.1	71.45
ea	1	18.55	18.55	Paprika, smoked	1	18.55
ea	1	7.05	7.05	Rosemary, ground	1.6	11.28
ea	1	14.25	14.25	Thyme, ground	0.4	5.70
ea	1	3.99	3.99	Basil	1.3	5.19
ea	1	29.58	29.58	Oregano, large	1	29.58
ea	1	19.56	19.56	Cinnamon, sticks	1.1	21.52
ea	1	7.95	7.95	Cinnamon, ground	0.5	3.98
ea	1	50.48	50.48	Cayenne	0.1	5.05
ea	1	28.07	28.07	Greek Seasoning	0.6	16.84
ea	1	11.35	11.35	Celery Seed	1	11.35
ea	1	22.31	22.31	File, gumbo	0.75	16.73
ea	1	13.81	13.81	Sage	1	13.81
ea	1	15.23	15.23	Dill Weed	0.5	7.62
ea	1	14.21	14.21	Terragon	0.6	8.53
ea	1	17.51	17.51	Red Pepper Flake	0.6	10.51
ea	1	16.78	16.78	Mince Dehydrated Onion	0.9	15.10
ea	1	20.82	20.82	Season Salt	1	20.82
ea	1	20.94	20.94	Bay Leaves	1	20.94
#	1	12.00	12.00	Various housemade seasonings/rubs	15	180.00
ea	1	67.23	67.23	Pickling Spice, Large	1	67.23
						0.00

Pack	Units	Item Cost \$	Price Per	Description	Inventory	Ending Cost \$
lbs	50	15.35	0.31	Flour	40	12.28
lbs	50	40.78	0.82	Sugar	20	16.31
lb	25	33.81	1.35	Panko	10	13.52
						0.00
cs	1	22.02	22.02	Assorted creamers, cs	6	132.12
can	24	43.83	1.83	Red Bull	68	124.19
can	24	43.53	1.81	Red Bull Sugar Free	62	112.45
cs	24	22.83	0.95	Orange Juice, Breakfast bottles	0	0.00
cs	24	22.83	0.95	Apple Juice, Breakfast bottles	0	0.00
cs	48	144.00	3.00	Coffee Bags	12	36.00
cs	48	144.00	3.00	Decaf Coffee Bags	59	177.00
ea	2	72.71	36.36	Tea Concentrate	7	254.49
cs	1	5.14	5.14	Bottle Water 24 pack	7	35.98
can	1	0.41	0.41	Soda, Cans - All Flavor	603	247.23
can	48	32.16	0.67	Assorted Juices, cans	66	44.22
						7,072.82

Bar Mixers


ea	12	47.59	3.97	Bloody Mary Mix	8.00	31.73
ea	12	46.07	3.84	Sweet N' Sour Mix	26	99.82
ea	12	48.80	4.07	Margarita Mix	14	56.93
ea	15	16.28	1.09	Tonic	22	23.88
ea	12	60.00	5.00	Lime juice	6	30.00
ea	12	52.19	4.35	Grenadine	12	52.19
ea	8	40.97	5.12	Cranberry	18	92.18
ea	12	49.93	4.16	Strawberry	8	33.29
ea	24	20.64	0.86	Club Soda	17	14.62
ea	12	34.09	2.84	Orange Juice	9	25.57
ea	12	36.72	3.06	Tomato (Clamato)	4	12.24
ea	48	29.65	0.62	Pineapple, small can	24	14.83
ea	12	28.15	2.35	Tomato Juice, 46oz	0	0.00
ea	48	15.15	0.32	Ginger Ale, 8oz	36	11.36
						0.00


Total **498.63**

RECAP

				Produce		953.78
				Cooler		7,587.39
				Freezer		4,183.73
				Canned and Dry		7,072.82
				Bar Mixers		498.63
				TOTAL		20,296.35

 9/30/23
General Manger

Counted by:  9/30/23

Counted by: 

TOKS Associates LLC
dba Hotel Topeka at City Center

Beverage Inventory
Period: 09/30/2023

Account # 1205000.00

	Amount	General Ledger
Detail Listing Attached:	8,226.94	8,226.94

Reconciled Balances @ 09/30/2023

8,226.94

8,226.94

Variance

0.00

Wine					
12	60.00	5.00	Cabernet Sauvignon (Canyon Road)		0.00
12	52.80	4.40	Cabernet Sauvignon (Coastal Vines)		0.00
12	73.08	6.09	Cabernet Sauvignon (Crane Lake)	19.0	115.71
12	123.12	10.26	Cabernet Sauvignon (DeLoach)	10.8	110.81
1	11.57	11.57	Cabernet Sauvignon (Sterling)		0.00
1	7.77	7.77	Champagne (Andre)		0.00
12	61.56	5.13	Champagne (J. Roget)	9.0	46.17
1	7.06	7.06	Chardonnay (Beringer)		0.00
12	73.08	6.09	Chardonnay (Crane Lake) 750 mL	18.8	114.49
1	0.00	0.00	Chardonnay (Crane Lake) 1.5L		0.00
1	12.71	12.71	Chardonnay (William Hill)	6.0	76.26
1	11.36	11.36	Malbec (Alamos)	4.0	45.44
12	60.00	5.00	Merlot (Barefoot)		0.00
1	10.55	10.55	Merlot (Columbia Crest)	4.0	42.20
12	73.08	6.09	Merlot (Crane Lake) 750mL	22.6	137.63
6	48.36	8.06	Merlot (Crane Lake) 1.5L		0.00
12	123.12	10.26	Merlot (DeLoach)	9.0	92.34
1	11.57	11.57	Merlot (Sterling)		0.00
12	52.80	4.40	Merlot (Tisdale)		0.00
12	105.60	8.80	Moscato (Cavit)	12.0	105.60
12	73.08	6.09	Moscato (Crane Lake)	24.0	146.16
1	10.40	10.40	Pinot Grigio (Cavit)		0.00
15	73.08	4.87	Pinot Grigio (Crane Lake)	11.5	56.03
1	12.08	12.08	Pinot Grigio (Villa Pozzi)	11.0	132.88
1	7.77	7.77	Pinot Noir (Barefoot) 750mL		0.00
1	13.06	13.06	Pinot Noir (Barefoot) 1.5 L	0.6	7.84
1	8.97	8.97	Pinot Noir (Chilensis)	2.8	25.12
1	12.21	12.21	Riesling (Willamette Valley)	6.2	75.70
1	15.81	15.81	Rose (Balletto)		0.00
1	15.69	15.69	Sauvignon Blanc (Kim Crawford)	5.0	78.45
1	9.32	9.32	Shiraz (The Stump Jump)	5.0	46.60
12	73.08	6.09	White Zinfandel (Crane Lake) 750mL	19.4	118.15
6	48.36	8.06	White Zinfandel (Crane Lake) 1.5L		0.00
Total Wine					1,573.57


Liquor



1	19.99	19.99	Angostura Bitters	0.50	10.00
1	49.96	49.96	Cognac - Hennessy VS	0.80	39.97
1		0.00	Cognac - Remy Martin		0.00
1	23.00	23.00	Gin - Bombay Sapphire (750mL)		0.00
1	27.97	27.97	Gin - Bombay Sapphire*	1.10	30.77
1	6.82	6.82	Gin - Boston		0.00
1	15.37	15.37	Gin - New Amsterdam	6.10	93.76
1	30.31	30.31	Gin - Tanqueray	7.50	227.33
1	33.07	33.07	Liqueur - Bailey's Irish Cream*	0.80	26.46
1	8.67	8.67	Liqueur - Boston Amaretto	5.60	48.55
1	8.67	8.67	Liqueur - Boston Blue Curacao	0.40	3.47
1	8.67	8.67	Liqueur - Boston Butterscotch	0.90	7.80
1	8.67	8.67	Liqueur - Boston Crème de Cacao White	0.50	4.34
1	8.67	8.67	Liqueur - Boston Melon	2.70	23.41
1	8.67	8.67	Liqueur - Boston Peach	4.60	39.88
1	8.67	8.67	Liqueur - Boston Raspberry	0.70	6.07
1	8.67	8.67	Liqueur - Boston Sour Apple	0.10	0.87
1	13.61	13.61	Liqueur - Dekuyper Crème de Menthe Green	0.80	10.89
1	35.57	35.57	Liqueur - Disaronno	0.80	28.46
1	15.72	15.72	Liqueur - Godiva (375mL)	1.00	15.72
1	26.98	26.98	Liqueur - Godiva		0.00
1	19.33	19.33	Liqueur - Gran Gala	0.20	3.87
1	31.10	31.10	Liqueur - Jagermeister	0.80	24.88
1	5.89	5.89	Liqueur - Juarez Triple Sec	6.40	37.70
1	10.59	10.59	Liqueur - Hiram Walker Crème de Cacao Brown	0.40	4.24
1	10.34	10.34	Liqueur - Hiram Walker Crème de Menthe White	1.00	10.34
1	12.51	12.51	Liqueur - Hiram Walker Peppermint	0.60	7.51
1	27.95	27.95	Liqueur - Kahlua	0.60	16.77
1	23.24	23.24	Liqueur - Midori Melon	1.30	30.21
1	28.73	28.73	Liqueur - Rumchata	2.40	68.95
1	23.24	23.24	Liqueur - Tuaca	1.70	39.51
1	30.77	30.77	Liqueur - X-Rated	0.90	27.69
1	18.27	18.27	Rum - Bacardi Superior	3.90	71.25
1	7.49	7.49	Rum - Boston		0.00
1	21.03	21.03	Rum - Captain Morgan	5.80	121.97
1	12.84	12.84	Rum - Cruzan	11.50	147.66
1	11.20	11.20	Rum - Cruzan (750mL)		0.00
1	20.48	20.48	Rum - Malibu Coconut	2.50	51.20
1	22.60	22.60	Rum - Myers's Dark	1.60	36.16
1		0.00	Scotch Whisky - Chivas Regal		0.00
1	22.73	22.73	Scotch Whisky - Cutty Sark	10.10	229.57
1	28.49	28.49	Scotch Whisky - Dewars	3.90	111.11
1	21.41	21.41	Scotch Whisky - Dewars (750mL)	0.40	8.56
1	39.80	39.80	Scotch Whisky - Dewars (1.75L)	1.80	71.64
1	41.32	41.32	Scotch Whisky - Glenfiddich 12yr	2.20	90.90
1	43.67	43.67	Scotch Whisky - Glenlivet 12yr	2.40	104.81
1	31.86	31.86	Scotch Whisky - Johnnie Walker Red	0.50	15.93
1	30.86	30.86	Scotch Whisky - Macallan 12yr		0.00
1	30.86	30.86	Scotch Whisky - Monkey Shoulder	0.90	27.77
1	22.20	22.20	Tequila - Jose Cuervo Especial Gold	1.00	22.20
1	42.88	42.88	Tequila - Patron Silver	4.60	197.25
1	84.41	84.41	Tequila - Patron Silver (1.75L)		0.00
1	19.31	19.31	Tequila - Sauza Gold	11.50	222.07
1	16.95	16.95	Tequila - Sauza Gold (750mL)		0.00
1	19.31	19.31	Tequila - Sauza Silver	6.90	133.24
1	9.37	9.37	Vermouth - Gallo Sweet		0.00
1	10.41	10.41	Vermouth - Martini & Rossi Dry	1.40	14.57

1	9.77	9.77	Vermouth - Martini & Rossi Sweet	0.50	4.89
1	26.34	26.34	Vodka - Absolut	1.10	28.97
1	19.81	19.81	Vodka - Absolut (750mL)		0.00
1	26.35	26.35	Vodka - Absolut Citron	1.30	34.26
1	5.89	5.89	Vodka - Boston		0.00
1	21.67	21.67	Vodka - Deep Eddy Lemon	1.10	23.84
1	21.67	21.67	Vodka - Deep Eddy Lime	1.50	32.51
1	28.72	28.72	Vodka - Deep Eddy Lime (1.75L)		0.00
1	35.81	35.81	Vodka - Grey Goose	1.20	42.97
1	53.37	53.37	Vodka - Grey Goose (1.75L)		0.00
1	15.37	15.37	Vodka - New Amsterdam	10.80	166.00
1	16.95	16.95	Vodka - New Amsterdam Pink Whitney	5.20	88.14
1	13.03	13.03	Vodka - Pinnacle Whipped	1.00	13.03
1	12.58	12.58	Vodka - Smirnoff Lime (750mL)		0.00
1	17.49	17.49	Vodka - Smirnoff Vanilla	1.50	26.24
1	19.84	19.84	Vodka - Tito's (750mL)		0.00
1	23.23	23.23	Vodka - Tito's	8.00	185.84
1	35.03	35.03	Whiskey - Bulleit	2.00	70.06
1	25.88	25.88	Whiskey - Bulleit (750mL)	1.00	25.88
1	46.29	46.29	Whiskey - Bulleit (1.75L)		0.00
1	14.95	14.95	Whiskey - Canadian Club	8.30	124.09
1	33.45	33.45	Whiskey - Crown Royal	8.50	284.33
1	32.03	32.03	Whiskey - Crown Royal Apple	3.90	124.92
1	27.18	27.18	Whiskey - Crown Royal Apple (750mL)		0.00
1	47.08	47.08	Whiskey - Crown Royal Apple (1.75L)		0.00
1	33.45	33.45	Whiskey - Crown Royal Peach		0.00
1	27.18	27.18	Whiskey - Crown Royal Peach (750mL)	2.60	70.67
1	33.45	33.45	Whiskey - Crown Royal Vanilla	3.50	117.08
1	18.28	18.28	Whiskey - Fireball*	1.10	20.11
1	27.14	27.14	Whiskey - Fireball (1.75L)	0.50	13.57
1	23.34	23.34	Whiskey - Jack Daniels (750mL)		0.00
1	31.49	31.49	Whiskey - Jack Daniels*	6.30	198.39
1	31.62	31.62	Whiskey - Jameson Irish*	1.70	53.75
1	24.81	24.81	Whiskey - Jameson Irish (750mL)		0.00
1	32.28	32.28	Whiskey - Jameson Irish Orange (750mL)	0.50	16.14
1	17.49	17.49	Whiskey - Jim Beam Bourbon (750mL)		0.00
1	20.10	20.10	Whiskey - Jim Beam Bourbon	10.90	219.09
1	26.45	26.45	Whiskey - Jim Beam Bourbon (1.75L)		0.00
1	32.42	32.42	Whiskey - Knob Creek (750 mL)	3.00	97.26
1	34.24	34.24	Whiskey - Maker's Mark*	2.00	68.48
1	26.52	26.52	Whiskey - Maker's Mark (750mL)	1.80	47.74
1	53.08	53.08	Whiskey - Maker's Mark (1.75L)		0.00
1	25.35	25.35	Whiskey - Skrewball Peanut Butter	1.00	25.35
1	17.89	17.89	Whiskey - Seagrams 7	1.40	25.05
1	20.62	20.62	Whiskey - Southern Comfort*	1.10	22.68
1	21.81	21.81	Whiskey - Weller's	1.20	26.17
1	32.42	32.42	Whiskey - Woodford Reserve (750mL)		0.00
1	42.32	42.32	Whiskey - Woodford Reserve	3.00	126.96
				Total Liquor	4,991.67

RECAP

			Total Beer	1,661.70
			Total Wine	1,573.57
			Total Liquor	4,991.67
			TOTAL BEVERAGE	8,226.94

 10/3/23
General Manager

Counted by:  10/3/23
Counted by:  10-3-2027

TOKS Associates LLC
dba Hotel Topeka at City Center

Gift Shop Inventory
Period: 09/30/2023

Account # 1210000.00

	Amount	General Ledger
Detail Listing Attached:	2,958.56	2,958.56

Reconciled Balances @ 09/30/2023

2,958.56

2,958.56

Variance

0.00

Hotel Topeka at City Center

Market Inventory

Units	Item Cost \$	Price Per Unit \$	Description	Inventory Count #	Ending Cost \$
DRINKS					
24	25.07	1.05	Pepsi	70	\$ 73.50
24	25.07	1.05	Diet Pepsi	50	\$ 52.50
24	25.07	1.05	Pepsi Zero Sugar	23	\$ 24.15
24	25.07	1.05	Mountain Dew	86	\$ 90.30
24	25.07	1.05	Diet Mountain Dew	46	\$ 48.30
24	25.07	1.05	Crush-Orange	47	\$ 49.35
24	25.07	1.05	Starry	30	\$ 31.50
12	15.96	1.33	Pure Leaf Unsweetened Tea	24	\$ 31.92
12	15.96	1.33	Pure Leaf Sweet Tea	25	\$ 33.25
24	24.10	1.01	Gatorade-Lemon Lime	73	\$ 73.73
24	24.10	1.01	Gatorade-Blue	31	\$ 31.31
24	24.10	1.01	Gatorade- Red	39	\$ 39.39
24	24.10	1.00	Gatorade-Purple	0	\$ -
24	24.10	1.01	Gatorade Zero-Blue	39	\$ 39.39
12	18.77	1.49	Rockstar Energy	12	\$ 17.88
24	23.00	0.96	Aquafina Water	179	\$ 171.84
24	47.12	1.96	Red Bull	15	\$ 29.40
24	52.58	2.19	Red Bull Dragon fruit	0	\$ -
24	41.13	1.71	Red Bull Sugar Free	12	\$ 20.52
24	25.07	1.04	Crush-Grape	470	\$ 488.80
24	25.07	1.04	Assorted Soda		\$ -
24	17.02	0.71	Assorted Gatorade		\$ -
Total Drinks					1,347.03
CANDY					
36	33.65	0.93	3 Musketeers		\$ -
48	48.00	1.00	Snickers	48	\$ 48.00
24	50.22	2.09	Snickers - 2 piece		\$ -
24	42.44	1.77	Reeses Peanut Butter Cup (King Size)		\$ -
36	36.00	1.00	Reeses Peanut Butter Cup		\$ -
18	33.15	1.84	Reese's Outrageous		\$ -
18	21.59	1.20	Reese's Pieces		\$ -
36	41.93	1.16	Milky Way		\$ -
24	50.22	2.09	Milky Way (King Size)		\$ -
48	48.00	1.00	M&Ms - Peanut	18	\$ 18.00
36	36.00	1.00	M&MS - Plain	33	\$ 33.00
36	36.66	1.02	Skittles	49	\$ 49.98
36	36.00	1.00	Twix	23	\$ 23.00
24	50.22	2.09	Twix (King Size)		\$ -
36	36.00	1.00	Kit Kat	22	\$ 22.00
24	50.22	2.09	Kit Kat (King Size)		\$ -
24	24.00	1.00	Payday	16	\$ 16.00
					\$ -
					\$ -
					\$ -
					\$ -
Total Candy					209.98

Sundries

4	6.04	1.51	Advil		0.00
6	7.26	1.21	Bayer		0.00
4	7.60	1.90	Dayquil Severe Cold & Flu	1	1.90
24	29.13	1.21	Hall's	12	14.52
6	9.49	1.58	Motrin		0.00
4	7.49	1.87	Nyquil Severe Cold & Flu		0.00
50	14.50	0.29	Tylenol Extra Stength-3 Dose		0.00
6	9.49	1.58	Tylenol Extra Stength		0.00
4	2.73	0.68	Chap-ice		0.00
6	14.58	2.43	Chapstick	1	2.43
6	20.16	3.36	Claritin Non- Drowsy	5	16.80
6	13.53	2.26	Clear Eyes		0.00
6	4.75	0.79	Contact Case		0.00
2	4.88	2.44	Solution		0.00
6	5.82	0.97	Nail Clippers		0.00
6	11.15	1.86	Pepto Bismol		0.00
2	4.88	2.44	Pure Moist Contact Lens Solution		0.00
6	6.48	1.08	Scope	1	1.08
6	8.28	1.38	Tums		0.00
6	5.61	0.94	Tweezers		0.00
6	58.56	9.76	Apple Sync Cables		0.00
6	35.58	5.93	USB-C Cables		0.00
6	58.56	9.76	Wall Chargers		0.00
6	7.33	1.22	Deck of Cards		0.00

36.73

RECAP

			Total Drinks		1,347.03
			Total Candy		209.98
			Total Snacks		1,364.82
			Total Sundries		36.73
			Total Market		2,958.56

[Signature] 10/2/23
General Manager

Counted by:

[Signature] 10/2/2023

Counted by:

TOKS Associates LLC
dba Hotel Topeka at City Center

Prepaid Property Insurance
Period: 09/30/2023

Account # 1400000.00

	Amount	General Ledger
Detail Listing Attached:	82,708.30	82,708.30

Reconciled Balances @ 09/30/2023

82,708.30

82,708.30

Variance

0.00



National Headquarters
 TRIAD1828 CENTRE
 P.O. Box 99106
 Camden, NJ 08101

----- INVOICE -----

TOKS Associates, LLC
 Topeka Plaza Hotel at Center City
 1717 SW Topeka Blvd
 Topeka KS 66612

Invoice Date 7/25/2023
 Invoice No. GF23-24Inv- (38) P
 Bill-To Code GFMANAGEME
 Client Code GFMANAGEME

Amount Remitted: \$

Please return this portion with your payment.

Make checks payable to: Conner Strong & Buckelew

Effective Date	Policy Period	Coverage Description	Transaction Amount
6/30/2023	6/30/2023 to 6/30/2024	Property, Equipment Breakdown, and Terrorism Policy #'s: Various Down Payment for Finance Agreement	\$44,500
		Property, Equipment Breakdown, and Terrorism Policy #'s: Various Deductible Fund	\$4,808
		Invoice Number: GF23-24Inv- (38) Amount Due:	\$49,308
<p><u>Wire/ACH Information</u></p> <p>Account Name: Premium Trust Account Bank Name: M&T Bank Account # 9865859400</p> <p>Wire Routing # 022000046 (Wires only) ACH Routing # 031302955 (ACHs only)</p> <p>Please send any remittance correspondence to: receivables@connerstrong.com</p>			

*Premiums Due and Payable Upon Receipt

LOAN NUMBER
XXX - 99405706
Refer to this number on all correspondence
CUSTOMER ID

BILLING STATEMENT



FIRST Insurance Funding
 450 Skokie Blvd, Ste 1000
 Northbrook, IL 60062-7917
 Phone: (800) 837-3707 Fax: (800) 837-3709
 www.firstinsurancefunding.com

NOTICE DATE
9/12/2023
INSTALLMENT DUE DATE
9/30/2023

Insured
TOKS ASSOCIATES, LLC C/O GF MANAGEMENT 8 PENN CENTER, 23RD FLOOR PHILADELPHIA, PA 19103

Previous Account Balance	\$	108,192.15
Payments/Adjustments	\$	(12,021.35)
Current Account Balance	\$	96,170.80
Past Due Amount	\$	0.00
Current Installment Amount	\$	12,021.35
Total Amount Due	\$	12,021.35

Agent/Broker CONNER STRONG & BUCKELEW
 Phone: (856) 552-4506

Any Past Due Amount is due immediately.

- Failure to pay past due amounts and your current installment amount may result in cancellation of your insurance coverage.
- If you have any questions concerning your insurance coverage, please contact your agent or broker listed above.
- If you mail your payment, please allow 7-10 days mailing time to ensure timely application of your payment.
- Overnight delivery payments ONLY may be sent to the address listed at the top of this statement. All other payments by mail should be sent to the address listed on the Remittance Stub.
- AUTOPAY
 – If you are enrolled in ACH Debit, the amount due on your loan will be deducted from your bank account 1-2 business days following the Installment Due Date. If you are enrolled in Credit Card, the amount due on your loan will be charged to your credit card on the Installment Due Date or next business day.
- You may also pay online or by phone. Convenience fees may apply. Our contact information is listed at the top of this statement.

Please visit our website to check your loan, make a payment, change your address and view documents online!

To access your account online you will need your loan number and temporary password located on the Welcome Letter/Notice of Acceptance. If you already changed the temporary password, you can reset your password by clicking the Forgot Password link.

94006888

FIFBILL0921



REMITTANCE STUB

Please detach and return this portion with your payment.

A WINTRUST COMPANY

Please make checks payable and mail to:
 FIRST Insurance Funding
 PO Box 7000
 Carol Stream, IL 60197-7000

Have you moved? Please check this box and print your new address on the back.

Insured
TOKS ASSOCIATES, LLC C/O GF MANAGEMENT 8 PENN CENTER, 23RD FLOOR PHILADELPHIA, PA 19103

NOTICE DATE	9/12/2023
-------------	-----------

LOAN NUMBER	XXX - 99405706
CURRENT INSTALLMENT DUE DATE:	9/30/2023
TOTAL AMOUNT DUE:	\$ 12,021.35
AMOUNT ENCLOSED:	\$ _____

90000009940570600001202135

LOAN NUMBER
XXX - 99405706
Refer to this number on all correspondence
CUSTOMER ID

BILLING STATEMENT



FIRST Insurance Funding
 450 Skokie Blvd, Ste 1000
 Northbrook, IL 60062-7917
 Phone: (800) 837-3707 Fax: (800) 837-3709
 www.firstinsurancefunding.com

NOTICE DATE
9/12/2023
INSTALLMENT DUE DATE
9/30/2023

Insured
TOKS ASSOCIATES, LLC C/O GF MANAGEMENT 1628 JOHN F. KENNEDY BLVD. PHILADELPHIA, PA 19103

Previous Account Balance	\$	108,192.15
Payments/Adjustments	\$	(12,021.35)
Current Account Balance	\$	96,170.80
Past Due Amount	\$	0.00
Current Installment Amount	\$	12,021.35
Total Amount Due	\$	12,021.35

Agent/Broker CONNER STRONG & BUCKELEW
 Phone: (856) 552-4506

Any Past Due Amount is due immediately.

- Failure to pay past due amounts and your current installment amount may result in cancellation of your insurance coverage.
- If you have any questions concerning your insurance coverage, please contact your agent or broker listed above.
- If you mail your payment, please allow 7-10 days mailing time to ensure timely application of your payment.
- Overnight delivery payments ONLY may be sent to the address listed at the top of this statement. All other payments by mail should be sent to the address listed on the Remittance Stub.
- AUTOPAY
 – If you are enrolled in ACH Debit, the amount due on your loan will be deducted from your bank account 1-2 business days following the Installment Due Date. If you are enrolled in Credit Card, the amount due on your loan will be charged to your credit card on the Installment Due Date or next business day.
- You may also pay online or by phone. Convenience fees may apply. Our contact information is listed at the top of this statement.

Please visit our website to check your loan, make a payment, change your address and view documents online!

To access your account online you will need your loan number and temporary password located on the Welcome Letter/Notice of Acceptance. If you already changed the temporary password, you can reset your password by clicking the Forgot Password link.

94006890

FIFBILL0921



REMITTANCE STUB

Please detach and return this portion with your payment.

A WINTRUST COMPANY

Please make checks payable and mail to:
 FIRST Insurance Funding
 PO Box 7000
 Carol Stream, IL 60197-7000

Have you moved? Please check this box and print your new address on the back.

Insured
TOKS ASSOCIATES, LLC C/O GF MANAGEMENT 1628 JOHN F. KENNEDY BLVD. PHILADELPHIA, PA 19103

NOTICE DATE	9/12/2023
-------------	-----------

LOAN NUMBER	XXX - 99405706
CURRENT INSTALLMENT DUE DATE:	9/30/2023
TOTAL AMOUNT DUE:	\$ 12,021.35
AMOUNT ENCLOSED:	\$ _____

90000009940570600001202135



National Headquarters
 TRIAD1828 CENTRE
 P.O. Box 99106
 Camden, NJ 08101

Wire/ACH Information

Account # 9865859400

Wire Routing # 022000046 (Wires only)

ACH Routing # 031302955 (ACH only)

Please send any remittance correspondence to:

receivables@connerstrong.com

----- INVOICE -----

TOKS Associates, LLC
 1717 SW Topeka Blvd.
 Topeka KS 66612

Invoice Date 8/1/2023
 Invoice No. GFM23-24Inv- (99) MG1
 Bill-To Code GFMANAGE
 Client Code GFMANAGE

Amount Remitted: \$

Please return this portion with your payment.

Make checks payable to: Conner Strong & Buckelew

Effective Date	Policy Period	Coverage Description	Transaction Amount
8/1/2023	8/1/2023 to 8/1/2024	General Liability and Liquor Coverage Quarterly Installment #1 of 4	\$23,420
		Umbrella Liability - \$225M Limit Annual Cost	\$21,258
		Amount Due:	\$44,678

*Premiums Due and Payable Upon Receipt



National Headquarters
 TRIAD1828 CENTRE
 P.O. Box 99106
 Camden, NJ 08101

----- INVOICE -----

TOKS Associates, LLC
 Topeka Plaza Hotel

Invoice Date 8/1/2023
Invoice No. GFM8123-24Inv- (97) ERM
Bill-To Code GFMANAGEME
Client Code GFMANAGEME

Amount Remitted: \$

Please return this portion with your payment.

Make checks payable to: Conner Strong & Buckelew

Effective Date	Policy Period	Coverage Description	Transaction Amount
8/1/2023	8/1/2023 to 8/1/2024	Crime Coverage Annual Cost	\$1,004
		Employment Practices Liability Coverage Annual Cost	\$10,405
		Cyber / Privacy Liability Annual Cost	\$1,593
		Directors & Officers Liability Annual Cost	\$1,692
		Professional Liability Annual Cost	\$2,242
		Invoice Number: GFM8123-24Inv- (97) Amount Due:	\$16,935

***Premiums Due and Payable Upon Receipt**



National Headquarters
 TRIAD1828 CENTRE
 P.O. Box 99106
 Camden, NJ 08101

Wire/ACH Information

Account # 9865859400

Wire Routing # 022000046 (Wires only)

ACH Routing # 031302955 (ACH only)

Please send any remittance correspondence to:

receivables@connerstrong.com

----- INVOICE -----

TOKS Associates, LLC
 1717 SW Topeka Blvd.
 Topeka, KS 66612

Invoice Date 8/1/2023
 Invoice No. 23-26Inv- (98) CPL
 Bill-To Code GFMANAGEME
 Client Code GFMANAGEME

Amount Remitted: \$

Please return this portion with your payment.

Make checks payable to: Conner Strong & Buckelew

Effective Date	Policy Period	Coverage Description	Transaction Amount
8/1/2023	8/1/2023 to 8/1/2026	Contractors Pollution Liability Annual Cost	\$2,431
		Invoice Number: 23-26Inv- (98)CPL Amount Due:	\$2,431

***Premiums Due and Payable Upon Receipt**

TOKS Associates LLC
dba Hotel Topeka at City Center

Prepaid Insurance - Workers Compensation Account # 1402500.00
Period: 09/30/2023

	Amount	General Ledger
Detail Listing Attached:	10,910.18	10,910.18

Reconciled Balances @ 09/30/2023	10,910.18	10,910.18
Variance		0.00



National Headquarters
 TRIAD1828 CENTRE
 P.O. Box 99106
 Camden, NJ 08101

Wire/ACH Information

Account # 9865859400

Wire Routing # 022000046 (Wires only)

ACH Routing # 031302955 (ACH only)

Please send any remittance correspondence to:

receivables@connerstrong.com

----- INVOICE -----

TOKS Associates, LLC
 Topeka Plaza Hotel at Center City
 1717 SW Topeka Blvd
 Topeka KS

Invoice Date 8/1/2023
Invoice No. GFM23-24Inv- (73) WC1M
Bill-To Code GFMANAGE
Client Code GFMANAGE

Amount Remitted: \$

Please return this portion with your payment.

Make checks payable to: Conner Strong & Buckelew

Effective Date	Policy Period	Coverage Description	Transaction Amount
8/1/2023	8/1/2023 to 8/1/2024	Workers Compensation Coverage Quarterly Installment #1 of 4	\$20,514
		Risk Management Fee Annual Cost	\$2,500
		Amount Due:	\$23,014

***Premiums Due and Payable Upon Receipt**

TOKS Associates LLC
dba Hotel Topeka at City Center

Prepaid Maintenance Contracts
Period: 09/30/2023

Account # 1410000.00

	Amount	General Ledger
Detail Listing Attached:	5,697.01	5,697.01

Reconciled Balances @ 09/30/2023

5,697.01

5,697.01

Variance

0.00



One KONE Court
Moline, IL 61265
Please do not send payments to this address

Maintenance Invoice

Invoice Date: 09/01/2023
Invoice Number: 871142484
Contract Number: 42186663
Purchase Order:

Customer Number: 14048787

TOKS ASSOCIATES LLC
HOTEL TOPEKA AR CITY CENTER AP
1717 SW TOPEKA BLVD
TOPEKA KS 66612-1410

Customer Billing Address:

1622 1 MB 0.561 E0022X I0044 D11724941166 S2 P9873316 0001:0002



TOKS ASSOCIATES LLC
HOTEL TOPEKA AR CITY CENTER AP
1717 SW TOPEKA BLVD
TOPEKA KS 66612-1410

Total

Maintenance Period: 09/01/2023 - 11/30/2023

HOTEL TOPEKA AT CITY CENTER, 1717 SOUTHWEST TOPEKA BLVD, TOPEKA, KS, 66603

Subtotal	\$ 3,959.10
State Tax	\$ 257.34
County Tax	\$ 53.43
City Tax	\$ 59.40

Total

\$ 4,329.27

#726325000
[Handwritten signature]

Thank you for your business.

TO VIEW AND PAY ONLINE GO TO	https://kone.billtrust.com
USE THIS ENROLLMENT TOKEN	QVK LDH SGG
KONE eInvoice Account Number	14048787

Payment Terms: Net 30

Please Pay Before: 10/01/2023

Late Payment Interest: 1.5%

Payment Options - please reference this invoice number

Make Payments Online

ACH

Bank Name: CitiBank
ABA Routing: 021000089
Account Number: 30915201
Account Name: KONE Inc.

Mail Check

KONE
P.O. BOX 734874
CHICAGO, IL 60673-4874

KONE TOPEKA U034
2700 BISTATE DRIVE SUITE 100
KANSAS CITY, MO 64108

Telephone: +1 816-531-2140
www.KONE.us/billing

KONE Inc. TAX ID 36-2357423

Please do not send payments to this address

TOKS Associates LLC
dba Hotel Topeka at City Center

Prepaid Dues and Subscriptions
Period: 09/30/2023

Account # 1417500.00

	Amount	General Ledger
Detail Listing Attached:	15,004.23	15,004.23

Reconciled Balances @ 09/30/2023

15,004.23

15,004.23

Variance

0.00

TOKS Associates LLC
 dba Hotel Topeka at City Center
 Prepaid Dues and Subscriptions

Account # 1417500.000
 09/30/2023

Date	Description / Vendor	Expense #	Beg Bal	Jan	Feb	Mar	Apr	May	June	Jul	Aug	Sep	Oct	Nov	Dec	YTD Bal
2023																
	Amadeus	536200640.000		3,000.01												3,000.01
	07/31/2022 - 07/30/2023 \$3763.62			(333.33)	(333.33)	(333.33)	(333.33)	(333.33)	(333.33)	(333.33)	(333.33)	(333.37)				(3,000.01)
	07/31/2023 - 07/30/2024 \$1881.81									1,881.81						1,881.81
	07/31/2023 - 07/30/2024 \$1975.90									1,975.90	(156.82)	(156.82)	(156.82)	(156.82)	(156.82)	1,975.90
	07/31/2023 - 07/30/2024 \$3,951.80									3,951.80	(164.60)	(164.72)	(164.66)	(164.66)	(164.66)	(823.30)
											(329.32)	(329.32)	(329.32)	(329.32)	(329.32)	3,951.80
																(1,646.59)
	CVENT	626300000.000							6,400.00							6,400.00
	06/01 /2023 - 05/31/2024								(533.33)	(533.33)	(533.33)	(533.33)	(533.33)	(533.33)	(533.33)	(3,733.31)
	CVENT								635.50							635.50
	04/2023 - 06/2023 #2 of 4								(635.50)							(635.50)
	Amadeus	536200640.000														-
	Kalibri	626300000.000		4,032.00												4,032.00
	01/17/23 - 01/17/2024			(168.00)	(336.00)	(336.00)	(336.00)	(336.00)	(336.00)	(336.00)	(336.00)	(336.00)	(336.00)	(336.00)	(336.00)	(3,864.00)
	COSTAR Realty Infomation									1,630.00						1,630.00
	JUL 2023 - JUL-2024 Star Report	626300000.000								(135.83)	(135.83)	(135.83)	(135.83)	(135.83)	(135.83)	(814.98)
	SERTIFI	626300000.000					2,575.00									2,575.00
	06/14/23 - 06/13/24								(100.13)	(214.58)	(214.58)	(214.58)	(214.58)	(214.58)	(214.58)	(1,387.61)
	Total monthly (accrual)/exp cr		-	6,530.68	(669.33)	(669.33)	1,905.67	(669.33)	5,097.21	7,886.44	(2,203.81)	(2,203.97)	(1,870.54)	(1,870.54)	(1,870.54)	9,392.63
	Ledger Balance		-	6,530.68	5,861.35	5,192.02	7,097.69	6,428.36	11,525.57	19,412.01	17,208.20	15,004.23	13,133.70	11,263.16	9,392.63	9,392.63

INVOICE					
Doc No.	Date	Due Date	Net Terms	Currency	Page 1 of 2
SIN276960	25 Oct 2022	24 Nov 2022	Thirty (30)	USD	

Bill To: TOKS Associates, LLC
 Hotel Topeka At City Center
 1717 Southwest Topeka Boulevard
 Topeka, KS 66612-1410
 United States

Ship to: Hotel Topeka At City Center
 1717 SW Topeka Blvd
 Topeka, KS 66612-1410
 United States

Attention To: Alicia Favinger

Attention To: Verna Dowding

Account No.	Account Name	Contracting Entity	PO Number	VAT No.	Order No.
2903	Hotel Topeka At City Center	TOKS Associates, LLC			3194556

Individual Product Description	Ref #	Units	Rate	Extended Price
Sertifi Closing Pro Plus Base License (Includes 5 Users) FDC-CPPLUS-BASE Subscription - Start: 6 Oct 2022 End: 5 Oct 2023	1	1	\$1,800.00	\$1,800.00
Sertifi 2,000 Payment Requests (Credit Card & ACH) FDC-PR-ACH-2000 Subscription - Start: 6 Oct 2022 End: 5 Oct 2023	2	1	\$2,200.00	\$2,200.00

Tax Description	Rate	Tax Value
Sales Tax	9.15%	\$0.00
N/A - no applicable tax	N/A	\$0.00
N/A - no applicable tax	N/A	\$0.00

Remittance Information

Thank you for paying prompt attention.

Electronic payments to our bank account:

Citibank, 111 Wall Street, New York, NY 10043 USA;
 Account #: 30999361; ABA #: 021000089; SWIFT Code: CITIUS33.

Please remit checks to:

Amadeus Hospitality Americas, Inc. 29618 Network Place, Chicago, IL 60673-1296
 USA

Payments also accepted by credit card in USD at:

<https://www.amadeus-hospitality.com/payments>

If you have any questions about this invoice please call +1 (629) 900-2331

Subtotal:	\$4,000.00
Sales Tax:	\$0.00
Invoice Total:	\$4,000.00
Payment Received:	\$0.00
Balance Due:	\$4,000.00

626300000

INVOICE					
Doc No.	Date	Due Date	Net Terms	Currency	Page 1 of 2
SIN300476	29 Jun 2023	29 Jul 2023	Thirty (30)	USD	

Bill To: TOKS Associates, LLC
 Hotel Topeka At City Center
 1717 Southwest Topeka Boulevard
 Topeka, KS 66612-1410
 United States

Ship to: Hotel Topeka At City Center
 1717 SW Topeka Blvd
 Topeka, KS 66612-1410
 United States

Attention To: Verna Dowding

Attention To: Alicia Favinger

Account No.	Account Name	Contracting Entity	PO Number	VAT No.	Order No.
2903	Hotel Topeka At City Center	TOKS Associates, LLC			3364823

Individual Product Description

	Ref #	Units	Rate	Extended Price
HRM™ - Force.com - Embedded Edition Plus - Subscription LOD-HRM-EMB+-SUB Subscription - Start: 31 Jul 2023 End: 30 Jul 2024	1	1	\$1,881.81	\$1,881.81

Tax Description

	Rate	Tax Value
Sales Tax	9.35%	\$0.00
N/A - no applicable tax	N/A	\$0.00
N/A - no applicable tax	N/A	\$0.00

Remittance Information

Thank you for paying prompt attention.

Electronic payments to our bank account:
 Citibank, 111 Wall Street, New York, NY 10043 USA;
 Account #: 30999361; ABA #: 021000089; SWIFT Code: CITIUS33.

Please remit checks to:
 Amadeus Hospitality Americas, Inc. 29618 Network Place, Chicago, IL 60673-1296
 USA

Payments also accepted by credit card in USD at:
<https://www.amadeus-hospitality.com/payments>

If you have any questions about this invoice please call +1 (629) 900-2331

Subtotal:	\$1,881.81
Sales Tax:	\$0.00
Invoice Total:	\$1,881.81
Payment Received:	\$0.00
Balance Due:	\$1,881.81

The recurring fees for subscription and/or support listed will automatically renew for one year unless an authorized representative or agent of the contracting party terminates the subscription and/or support by providing Amadeus with at least sixty (60) days advance written notice (including cancelling via this "Manage My Renewals" tool) prior to the expiration of the line item(s).

INVOICE					
Doc No.	Date	Due Date	Net Terms	Currency	Page 1 of 2
SIN300483	29 Jun 2023	29 Jul 2023	Thirty (30)	USD	

Bill To: TOKS Associates, LLC
 Hotel Topeka At City Center
 1717 Southwest Topeka Boulevard
 Topeka, KS 66612-1410
 United States

Ship to: Hotel Topeka At City Center
 1717 SW Topeka Blvd
 Topeka, KS 66612-1410
 United States

Attention To: Alicia Favinger

Attention To: Alicia Favinger

Account No.	Account Name	Contracting Entity	PO Number	VAT No.	Order No.
2903	Hotel Topeka At City Center	TOKS Associates, LLC			3225880

Individual Product Description

	Ref #	Units	Rate	Extended Price
HRM™ - Force.com - Embedded Edition Plus - Subscription LOD-HRM-EMB+-SUB Subscription - Start: 31 Jul 2023 End: 30 Jul 2024	1	1	\$1,975.90	\$1,975.90

Tax Description

	Rate	Tax Value
Sales Tax	9.35%	\$0.00
N/A - no applicable tax	N/A	\$0.00
N/A - no applicable tax	N/A	\$0.00

Remittance Information

Thank you for paying prompt attention.

Electronic payments to our bank account:
 Citibank, 111 Wall Street, New York, NY 10043 USA;
 Account #: 30999361; ABA #: 021000089; SWIFT Code: CITIUS33.

Please remit checks to:
 Amadeus Hospitality Americas, Inc. 29618 Network Place, Chicago, IL 60673-1296
 USA

Payments also accepted by credit card in USD at:
<https://www.amadeus-hospitality.com/payments>

If you have any questions about this invoice please call +1 (629) 900-2331

Subtotal:	\$1,975.90
Sales Tax:	\$0.00
Invoice Total:	\$1,975.90
Payment Received:	\$0.00
Balance Due:	\$1,975.90

The recurring fees for subscription and/or support listed will automatically renew for one year unless an authorized representative or agent of the contracting party terminates the subscription and/or support by providing Amadeus with at least sixty (60) days advance written notice (including cancelling via this "Manage My Renewals" tool) prior to the expiration of the line item(s).

INVOICE					
Doc No.	Date	Due Date	Net Terms	Currency	Page 1 of 2
SIN300520	29 Jun 2023	29 Jul 2023	Thirty (30)	USD	

Bill To: TOKS Associates, LLC
 Hotel Topeka At City Center
 1717 Southwest Topeka Boulevard
 Topeka, KS 66612-1410
 United States

Ship to: Hotel Topeka At City Center
 1717 SW Topeka Blvd
 Topeka, KS 66612-1410
 United States

Attention To: Alicia Favinger

Attention To: Verna Dowding

Account No.	Account Name	Contracting Entity	PO Number	VAT No.	Order No.
2903	Hotel Topeka At City Center	TOKS Associates, LLC			3194556

Individual Product Description	Ref #	Units	Rate	Extended Price
HRM™ - Force.com - Embedded Edition Plus - Subscription LOD-HRM-EMB+SUB Subscription - Start: 31 Jul 2023 End: 30 Jul 2024	1	2	\$1,975.90	\$3,951.80

Tax Description	Rate	Tax Value
Sales Tax	9.35%	\$0.00
N/A - no applicable tax	N/A	\$0.00
N/A - no applicable tax	N/A	\$0.00

Remittance Information

Thank you for paying prompt attention.


Electronic payments to our bank account:
 Citibank, 111 Wall Street, New York, NY 10043 USA;
 Account #: 30999361; ABA #: 021000089; SWIFT Code: CITIUS33.

Please remit checks to:
 Amadeus Hospitality Americas, Inc. 29618 Network Place, Chicago, IL 60673-1296
 USA

Payments also accepted by credit card in USD at:
<https://www.amadeus-hospitality.com/payments>

If you have any questions about this invoice please call +1 (629) 900-2331

Subtotal:	\$3,951.80
Sales Tax:	\$0.00
Invoice Total:	\$3,951.80
Payment Received:	\$0.00
Balance Due:	\$3,951.80

626300000


The recurring fees for subscription and/or support listed will automatically renew for one year unless an authorized representative or agent of the contracting party terminates the subscription and/or support by providing Amadeus with at least sixty (60) days advance written notice (including cancelling via this "Manage My Renewals" tool) prior to the expiration of the line item(s).



INVOICE

Contact Info:

Cvent, Inc.
 1765 Greensboro Station Place
 7th Floor
 Tyson's Corner, VA 22102, USA

Hotel Topeka at City Center			
Cust #	Invoice #	Invoice Date	Customer PO #
923554	4110163495	06-JUN-23	

Bill To:

TOKS Associates, LLC
 Wayne Wazlawik
 1717 Southwest Topeka Boulevard
 Topeka, KS 66612 United States

Ship To:

TOKS Associates, LLC
 1717 Southwest Topeka Boulevard
 Topeka, KS 66612 United States

Sales Order #	Contract #	Contract Term	Terms	Due Date	Currency
SC30698161	567764	06-JUN-2023 - 31-MAY-2024	Net 30	06-JUL-23	USD

Item #	Description	Contracted Quantity	Contracted Unit Price	Invoiced Unit Price	Invoiced Amount	Tax	Total
CV-SW-HC-SCT-CEDHTLS-HOS	Cvent Event Diagramming (Hotels)	1	6,400.00	6,400.00	6,400.00	0.00	6,400.00

Sub-total: 6,400.00
Tax Total: 0.00
Invoice Total: 6,400.00
Please Pay Amount. Total Balance Due: 6,400.00

Notes:

When sending money via ACH/Check/Wire, please remember to include the Cvent Invoice number in the description. For more information on how to make payments, see the instructions at the bottom of the invoice copy.

#626300000

Cvent reserves the right at its sole discretion to withhold any outstanding fees payable to Cvent for any Services provided under any Agreement between Cvent and the Customer which are outstanding for any duration of time when Customer Repayment is issued and apply such withholding to the Customer's balance due to Cvent.

Late Fee Disclaimer: If Payment is received after 06-JUL-23, 2% interest charge per month will be assessed on the unpaid amount from the due date. The Customer acknowledges and agrees that the aforementioned finance charge represents a "genuine pre-estimate" of the possible damage that Cvent will suffer in the event of non-payment and/or delayed payment of the fees by the Customer.

Payment Instructions via Check:

Mail Check payment to the following address:

Cvent, Inc.
 P.O. Box 822699,
 Philadelphia, PA 19182 2699, USA

Overnight Check payment to the following address:

Cvent Inc
 Lockbox Number 822699
 525 Fellowship Rd, Suite 330
 Mt Laurel, NJ 08054-3415

Instructions for Electronic Payments:

Beneficiary Name: **CVENT, Inc**
 Beneficiary Account: **5300787434**
 Beneficiary Contact: **703-226-3522**
 Bank Name: **PNC Bank**
ABA Routing Number ACH:
 For Clients from United States: **054000030**
ABA Routing Number WIRE:
 For Clients from Outside United States: **031000053**
 SWIFT: **PNCUS33**

General Information:

Cvent Federal Tax ID Number: 54-1954458
 For any queries, please contact Billing via:
Email: receivables@cvent.com
Phone:
 USA: (703) 226 3522
 Australia (Toll Free): (1800) 316-798
 UK (Toll Free): (0808) 234 4540, Option 6
Cvent Privacy Policy:
www.cvent.com/en/cvent-global-privacy-policy#9



discovery · analytics · insights

FROM

Kalibri Labs
PO BOX 59655
Potomac, MD 20859
301-799-3222

BILL TO

Hotel Topeka At City Center
1717 Southwest Topeka Boulevard
Topeka, KS 66612
United States

SHIP TO

1717 Southwest Topeka Boulevard
Topeka, KS 66612
US

INVOICE NUMBER 13983
PO NUMBER 42S2T00031226
DATE 01/18/2023
TERMS Net 30
DUE DATE 02/17/2023
AMOUNT DUE (USD) \$ 4,032.00

1417500

ITEM / DESCRIPTION	QUANTITY	RATE	AMOUNT
Hummingbird PXM This is your subscription fee for Hummingbird PXM for the term starting 01/18/2023 and ending 01/17/2024.	224	\$ 18.00000	\$4,032.00
AMOUNT DUE (USD)			\$ 4,032.00

For ACH Remittance use payment option above or remit to:

BANK NAME: Sandy Spring Bank
ROUTING NUMBER: 055001096
ACCOUNT NUMBER: 1066166

CoStar Realty Information
 PO BOX 7410662
 CHICAGO, IL 60674-0662
 USA



Tel: +1 (615) 348-2219
 e-mail: receivables@str.com

Invoice
 547898

Verna Dowding
 Hotel Topeka at City Center
 36716
 Topeka, KS 66612-1410

Account	Purchase Order / Ref.	Invoice	Date	Terms	
82514		547898	3-Jul-2023	Due on receipt	
Item	Quantity	Description	Unit Price	Rush	Extended Price
STARINDV	1	Monthly Individual STAR Report - Primary Competitive Set Expires: 31-Jul-2024 STR # 36716: Hotel Topeka at City Center	1,080.00	No	1,080.00
STARWKLY	1	WeeklySTAR Report - Primary Competitive Set Expires: 31-Jul-2024 STR # 36716: Hotel Topeka at City Center ***ANNUAL RENEWAL***	550.00	No	550.00

Sub-Total: US\$ 1,630.00
 Tax: US\$ 0.00
 GrandTotal: US\$ 1,630.00

#626300000

You have been identified as the Invoice Contact for the ordered product(s) listed above.
 Please review the [Privacy Policy](#) on our website to learn how STR uses, manages and protects your personal information.

Please detach & remit with payment

Please [click here](#) to download a copy of our W9 form

Hotel Topeka at City Center
 36716
 Topeka, KS 66612-1410

Bank Details

Bank Name: Bank of America
 Account Name: CoStar Realty Information Inc.
 Account Number: 226005699203
 Account Holder Address: 1331 L ST NW WASHINGTON DC 20005-4293
 Routing/Transit for ACH Debits & Credits: 054001204
 Routing/Transit for Wires: 026009593
 SWIFT: BOFAUS3N (BOFAUS6S if incoming wire is in foreign currency)

Amount to remit: US\$ 1,630.00
 Invoice: 547898
 Write Account: 82514 on payment
 Remit to: CoStar Realty Information
 PO BOX 7410662
 CHICAGO, IL 60674-0662
 USA

**FROM**

Sertifi, Inc.
P.O. Box 74008769 Chicago, IL 60674-8769

BILL TO

Hotel Topeka at City Center
1717 SW Topeka Blvd
Topeka, KS 66612-1410
US

INVOICE NUMBER

69868

DATE

06/14/2023

TERMS

Due on receipt

DUE DATE

06/14/2023

AMOUNT DUE (USD)**\$ 2,575.00**

DESCRIPTION	QUANTITY	RATE	AMOUNT
This is your subscription fee for eAuthorize for the term starting 06/14/2023 and ending 06/13/2024. Capitol Plaza Hotel Topeka	1	\$ 2,575.00000	\$2,575.00
		AMOUNT DUE (USD)	\$ 2,575.00

Remit to Address

P.O. Box 74008769, Chicago, IL 60674-8769

ACH/Wire

Bank Name: CIBC Bank USA

Bank Address: 120 South LaSalle Street, Chicago, IL 60603

ABA Number: 071006486

Account Number: 3312585

SWIFT Code: PVTBUS44

626300000

To pay via credit card, please reach out to accountsreceivable@sertifi.com



SONIFI SOLUTIONS, INC.
 3900 W INNOVATION ST
 SIOUX FALLS SD 57107-7002
 888-563-4363
 605-988-1000

Invoice #3975195

BILL TO

SHIP TO

CAPITOL PLAZA HOTEL TOPEKA
 PO BOX 980
 Ellwood City PA 16117-0980

CAPITOL PLAZA HOTEL TOPEKA
 1717 SW TOPEKA BLVD
 TOPEKA KS 66612-1410

Invoice Date	Terms	Due Date	PO Number	Order Date	Customer Number	Invoice Number
8/10/2023	DUEON1ST	9/1/2023			Bill to: 0064753.01 Ship to: 0064753.01	3975195

Item Number	Description	QTY	Unit Price	Extended Price	Tax
FTGPKG	FTG Programming	224	\$11.10	\$2,486.40	Yes
IPG	Interactive Programming Guide	1	\$112.00	\$112.00	Yes
00-0000-002-0	Maintenance & Support	1	\$448.00	\$448.00	Yes
Comment	.				
SONICAST	STAYCAST Technology Fee	224	\$2.15	\$481.60	No
Comment	.				
FTGPV	Public Viewing - Commercial Xtra Pack	1	\$179.99	\$179.99	Yes
FTGPV	Public Viewing - Receiver Fee	1	\$30.00	\$30.00	Yes
FTGPV	Public Viewing - Regional Sports Network Fee	1	\$15.00	\$15.00	Yes

Currency: USD
 Invoice Summary: SEP 2023 MONTHLY RECURRING FEES

Subtotal	\$3,752.99
Tax Total	\$305.90
Shipping Cost	\$0.00
Total	\$4,058.89

PLEASE RETURN THIS PORTION WITH YOUR PAYMENT

Invoice Date	Invoice Total
8/10/2023	\$4,058.89
Customer No.	Invoice Number
Bill to: 0064753.01	3975195

Remit To:
 SONIFI SOLUTIONS, INC.
 PO BOX 505225
 SAINT LOUIS, MO 63150-5225

00008029000010107854004058899



SONIFI SOLUTIONS, INC.
 3900 W INNOVATION ST
 SIOUX FALLS SD 57107-7002
 888-563-4363
 605-988-1000

Invoice #3986597

BILL TO

SHIP TO

CAPITOL PLAZA HOTEL TOPEKA
 PO BOX 980
 Ellwood City PA 16117-0980

CAPITOL PLAZA HOTEL TOPEKA
 1717 SW TOPEKA BLVD
 TOPEKA KS 66612-1410

Invoice Date	Terms	Due Date	PO Number	Order Date	Customer Number	Invoice Number
9/10/2023	DUEON1ST	10/1/2023			Bill to: 0064753.01 Ship to: 0064753.01	3986597

Item Number	Description	QTY	Unit Price	Extended Price	Tax
FTGPKG	FTG Programming	224	\$11.10	\$2,486.40	Yes
IPG	Interactive Programming Guide	1	\$112.00	\$112.00	Yes
00-0000-002-0	Maintenance & Support	1	\$448.00	\$448.00	Yes
Comment	.				
SONICAST	STAYCAST Technology Fee	224	\$2.15	\$481.60	No
Comment	.				
FTGPV	Public Viewing - Commercial Xtra Pack	1	\$179.99	\$179.99	Yes
FTGPV	Public Viewing - Receiver Fee	1	\$30.00	\$30.00	Yes
FTGPV	Public Viewing - Regional Sports Network Fee	1	\$15.00	\$15.00	Yes

Currency: USD
 Invoice Summary: OCT 2023 MONTHLY RECURRING FEES

Subtotal	\$3,752.99
Tax Total	\$305.90
Shipping Cost	\$0.00
Total	\$4,058.89

PLEASE RETURN THIS PORTION WITH YOUR PAYMENT

Invoice Date 9/10/2023	Invoice Total \$4,058.89
Customer No. Bill to: 0064753.01	Invoice Number 3986597

Remit To:
 SONIFI SOLUTIONS, INC.
 PO BOX 505225
 SAINT LOUIS, MO 63150-5225

00008029000010276599004058892



INVOICE

Date **Number**
12/1/2022 **CB1086252**

US Hospitality Publishers, Inc. dba Uniguest
 2926 Kraft Drive
 Nashville, TN 37204
www.uniguest.com

For Questions: 1-800-467-1218 Option 4

Bill To:
 Capital Plaza
 1717 SW Topeka Blvd.
 Topeka, KS 66612

Ship To:
 Capital Plaza
 1717 SW Topeka Blvd.
 Topeka, KS 66612

Customer ID	Salesperson	Customer PO #	Shipping Method	Payment Terms	Due Date
C0002061025	WGOOD		UPS GROUND	Net 30	12/31/2022
Item Number	Description	UOM	Quantity	Unit Price	Ext. Price
SUP10709	Annual SM Support Renewal 1yr 1/1/2023 to 12/31/2023	EACH	1	578.00	USD 578.00

Pay Your Invoice Online:
 You can now pay your invoices online at:
www.uniguest.com. Select the "Pay Online" link.

Mail Payment To:
 US Hospitality Publishers, Inc. dba Uniguest
 P. O. Box 306225
 Kraft Dr
 Nashville, TN 37230-6225

Wire/ACH Info:
 Email remittance information to:
remittance@uniguest.com

BANK ABA/RTG: 064008637
 SWIFT CODE: PNFPUS44
 Bank: Pinnacle National Bank
 Address: 150 Third Avenue South
 Nashville, TN 37201
 Account Name: Uniguest
 Account Number: 5009760
 Tax ID: 62-1291780

Subtotal USD	\$578.00
S & H USD	\$0.00
Misc USD	\$0.00
Tax USD	\$0.00
Pre Pmnt USD	\$0.00
Total USD	\$578.00

Please include account number and invoice number

Notes:

1425000

[Handwritten Signature]



GIANT COMMUNICATIONS
418 W 5TH ST
HOLTON KS 66436



Visit us on the web
www.giantcomm.com

For All Billing Inquiries, call 316-854-9266

Account Number: 0000016064
Account Name: HOTEL TOPEKA AT CITY CENTER-INTERNET
Bill Date: September 01, 2023
Due Date: BY THE 15TH

PAYMENTS ARE DUE UPON RECEIPT, PAST DUE IF NOT PAID BY THE 15TH. PAYMENTS RECEIVED AFTER THE 20TH OF THE MONTH MAY NOT APPEAR ON THIS STATEMENT. PLEASE INCLUDE ACCOUNT NUMBER ON PAYMENT TO ENSURE PROPER CREDIT TO YOUR ACCOUNT FOR BILLING INFORMATION CONTACT OUR BUSINESS OFFICE AT 1-800-346-9084 OR 785-362-9331 Follow us on Facebook <https://www.facebook.com/GiantCommunications>

Account Summary

Last Month

Balance from last statement	2,049.59
Payment Received 08/07/2023	2,049.59
Thank You Balance	\$0.00

This Month

Internet Charges	1,947.45
Federal Tax	1.49
KS State Tax	35.56
County Tax	7.39
City Tax	8.20
Regulatory Recovery Surcharge	49.50
Current Charges	\$2,049.59

Total Amount Due \$2,049.59

*** DETACH AND RETURN THIS PORTION WITH YOUR PAYMENT ***

0293 - HSTOPI

GIANT COMMUNICATIONS
 P O BOX 231
 HOLTON KS 66436

HOTEL TOPEKA AT CITY CENTER-INTERNET
 PO BOX 980
 ELLWOOD CITY PA 16117-0980



FOR CHANGE OF ADDRESS: Please check here and complete form on reverse. Thank you.

Account Number: 0000016064
Bill Date: September 01, 2023
Due Date: BY THE 15TH
: 7854317200

Remit To:
 GIANT COMMUNICATIONS
 P O BOX 231
 HOLTON KS 66436-0231



Balance Due - Please Remit: \$2,049.59

Amount
 Enclosed: \$



GIANT COMMUNICATIONS
418 W 5TH ST
HOLTON KS 66436



Visit us on the web
www.giantcomm.com

For All Billing Inquiries, call 316-854-9266

Account Number: 0000015641
Account Name: HOTEL TOPEKA AT CITY CENTER
Bill Date: September 01, 2023
Due Date: BY THE 15TH

PAYMENTS ARE DUE UPON RECEIPT, PAST DUE IF NOT PAID BY THE 15TH. PAYMENTS RECEIVED AFTER THE 20TH OF THE MONTH MAY NOT APPEAR ON THIS STATEMENT. PLEASE INCLUDE ACCOUNT NUMBER ON PAYMENT TO ENSURE PROPER CREDIT TO YOUR ACCOUNT FOR BILLING INFORMATION CONTACT OUR BUSINESS OFFICE AT 1-800-346-9084 OR 785-362-9331 Follow us on Facebook <https://www.facebook.com/GiantCommunications>

Account Summary

Last Month

Balance from last statement	2,665.47
Payment Received 08/07/2023	2,665.47
Thank You Balance	\$0.00

This Month

Customer Charges	874.90
Telephone Charges	784.75
Long Distance Charges	552.88
Federal Tax	48.18
KS State Tax	155.13
County Tax	32.11
City Tax	35.80
Federal USF LD	149.41
Kansas USF LD	4.68
Federal Universal Service	13.45
Kansas End User Surcharge	5.68

Current Charges \$2,656.97

Total Amount Due \$2,656.97

0293 - HSTOPI

*** DETACH AND RETURN THIS PORTION WITH YOUR PAYMENT ***

GIANT COMMUNICATIONS
 P O BOX 231
 HOLTON KS 66436



FOR CHANGE OF ADDRESS: Please check here and complete form on reverse. Thank you.

Account Number: 0000015641
Bill Date: September 01, 2023
Due Date: BY THE 15TH
Phone Number: 785-431-7200

HOTEL TOPEKA AT CITY CENTER
 TOKS Associates LLC
 PO BOX 980
 ELLWOOD CITY PA 16117-0980

Remit To:
 GIANT COMMUNICATIONS
 P O BOX 231
 HOLTON KS 66436-0231



Balance Due - Please Remit: \$2,656.97

Amount
 Enclosed: \$

TOKS Associates LLC
dba Hotel Topeka at City Center

Accounts Payable Trade
Period: 09/30/2023

Account # 2002000.00

Amount General Ledger
(43,928.60)

Detail Listing Attached:

Aging Summary			
0 - 30	31 - 60	61 - 90	over 90
(43,535.42)	(233.38)	(158.97)	(0.83)
			(43,928.60)

Reconciled Balances @ 09/30/2023

(43,928.60)

(43,928.60)

Variance

0.00

TOKS Associates LLC
 Subsidiary Ledger Aging Report
 Accounting Date: 9/30/2023

Vendor: AHP Law Group LLC

Invoice Number	Post Date	0-30	31-60	61-90	91+	Amount
3481 *	9/30/2023	851.00	0.00	0.00	0.00	851.00
AHP Law Group LLC SubTotal		851.00	0.00	0.00	0.00	851.00

Vendor: AMERICAN SENTRY SECURITY SYSTEM, INC.

Invoice Number	Post Date	0-30	31-60	61-90	91+	Amount
3672 *	9/30/2023	990.64	0.00	0.00	0.00	990.64
3692 *	9/30/2023	990.64	0.00	0.00	0.00	990.64
3711 *	9/30/2023	990.64	0.00	0.00	0.00	990.64
3729 *	9/30/2023	990.64	0.00	0.00	0.00	990.64
AMERICAN SENTRY SECURITY SYSTEM, INC. SubTotal		3,962.56	0.00	0.00	0.00	3,962.56

Vendor: ANYTIME LABOR-KANSAS LLC

Invoice Number	Post Date	0-30	31-60	61-90	91+	Amount
12-335548 *	9/30/2023	3,024.08	0.00	0.00	0.00	3,024.08
12-335549 *	9/30/2023	1,738.31	0.00	0.00	0.00	1,738.31
12-337314 *	9/30/2023	280.16	0.00	0.00	0.00	280.16
ANYTIME LABOR-KANSAS LLC SubTotal		5,042.55	0.00	0.00	0.00	5,042.55

Vendor: BOOKING.COM B.V.

Invoice Number	Post Date	0-30	31-60	61-90	91+	Amount
1598485995 *	9/30/2023	2,178.66	0.00	0.00	0.00	2,178.66
BOOKING.COM B.V. SubTotal		2,178.66	0.00	0.00	0.00	2,178.66

Vendor: CITY OF TOPEKA (1066)

Invoice Number	Post Date	0-30	31-60	61-90	91+	Amount
08/31/23 -09/29/23 *	9/29/2023	97.36	0.00	0.00	0.00	97.36
CITY OF TOPEKA SubTotal		97.36	0.00	0.00	0.00	97.36

Vendor: CONSOLIDATED HOSPITALITY SUPPLIES, LLC (AMERICANHO)

Invoice Number	Post Date	0-30	31-60	61-90	91+	Amount
93506136 *	9/30/2023	2,003.25	0.00	0.00	0.00	2,003.25
CONSOLIDATED HOSPITALITY SUPPLIES, LLC SubTotal		2,003.25	0.00	0.00	0.00	2,003.25

Vendor: CULLIGAN OF NORTHEAST KANSAS

Invoice Number	Post Date	0-30	31-60	61-90	91+	Amount
IN339609 *	9/30/2023	65.61	0.00	0.00	0.00	65.61
INV321669 *	9/30/2023	65.60	0.00	0.00	0.00	65.60
INV328359 Billing Date *	9/30/2023	65.61	0.00	0.00	0.00	65.61
INV333355 *	9/30/2023	65.61	0.00	0.00	0.00	65.61
INV344165 *	9/30/2023	12.00	0.00	0.00	0.00	12.00
INV345739 *	9/30/2023	65.61	0.00	0.00	0.00	65.61
INV347423 *	9/30/2023	25.00	0.00	0.00	0.00	25.00
CULLIGAN OF NORTHEAST KANSAS SubTotal		365.04	0.00	0.00	0.00	365.04

TOKS Associates LLC
 Subsidiary Ledger Aging Report
 Accounting Date: 9/30/2023

Vendor: Expedia Group

Invoice Number	Post Date	0-30	31-60	61-90	91+	Amount
2340272974 *	9/30/2023	258.26	0.00	0.00	0.00	258.26
Expedia Group SubTotal		258.26	0.00	0.00	0.00	258.26

Vendor: FIVE DIAMOND SCREENING LLC

Invoice Number	Post Date	0-30	31-60	61-90	91+	Amount
23634 *	9/30/2023	317.65	0.00	0.00	0.00	317.65
FIVE DIAMOND SCREENING LLC SubTotal		317.65	0.00	0.00	0.00	317.65

Vendor: GF Management (POST)

Invoice Number	Post Date	0-30	31-60	61-90	91+	Amount
3rdQTR POSTAGE *	9/30/2023	143.01	0.00	0.00	0.00	143.01
GF Management SubTotal		143.01	0.00	0.00	0.00	143.01

Vendor: GRAINGER

Invoice Number	Post Date	0-30	31-60	61-90	91+	Amount
9852113613 *	9/28/2023	351.28	0.00	0.00	0.00	351.28
9853139161 *	9/30/2023	249.05	0.00	0.00	0.00	249.05
9853537919 *	9/30/2023	951.30	0.00	0.00	0.00	951.30
GRAINGER SubTotal		1,551.63	0.00	0.00	0.00	1,551.63

Vendor: GUEST SUPPLY

Invoice Number	Post Date	0-30	31-60	61-90	91+	Amount
16265675 *	9/28/2023	2,055.89	0.00	0.00	0.00	2,055.89
GUEST SUPPLY SubTotal		2,055.89	0.00	0.00	0.00	2,055.89

Vendor: HD SUPPLY

Invoice Number	Post Date	0-30	31-60	61-90	91+	Amount
9218757806 *	9/28/2023	60.09	0.00	0.00	0.00	60.09
9218872607 *	9/28/2023	131.09	0.00	0.00	0.00	131.09
9219012847 *	9/30/2023	205.90	0.00	0.00	0.00	205.90
HD SUPPLY SubTotal		397.08	0.00	0.00	0.00	397.08

Vendor: J.C. EHRLICH

Invoice Number	Post Date	0-30	31-60	61-90	91+	Amount
6024397 *	9/28/2023	410.06	0.00	0.00	0.00	410.06
6035487 *	9/30/2023	780.77	0.00	0.00	0.00	780.77
J.C. EHRLICH SubTotal		1,190.83	0.00	0.00	0.00	1,190.83

Vendor: KONE

Invoice Number	Post Date	0-30	31-60	61-90	91+	Amount
1158599925 *	9/30/2023	2,400.00	0.00	0.00	0.00	2,400.00
KONE SubTotal		2,400.00	0.00	0.00	0.00	2,400.00

Vendor: LIBERTY FRUIT COMPANY INC

Invoice Number	Post Date	0-30	31-60	61-90	91+	Amount
02861514 *	9/28/2023	419.06	0.00	0.00	0.00	419.06

TOKS Associates LLC

Subsidiary Ledger Aging Report

Accounting Date: 9/30/2023

LIBERTY FRUIT COMPANY INC SubTotal	419.06	0.00	0.00	0.00	419.06
------------------------------------	--------	------	------	------	--------

Vendor: LINDYSPRING DRINKING WATER

Invoice Number	Post Date	0-30	31-60	61-90	91+	Amount
224468 *	5/31/2023	0.00	0.00	0.00	0.83	0.83
229043 *	9/30/2023	27.34	0.00	0.00	0.00	27.34
229044 *	9/30/2023	7.65	0.00	0.00	0.00	7.65
229045 *	9/30/2023	10.94	0.00	0.00	0.00	10.94
229046 *	9/30/2023	16.40	0.00	0.00	0.00	16.40
LINDYSPRING DRINKING WATER SubTotal		62.33	0.00	0.00	0.83	63.16

Vendor: PEPSI-COLA BOTTLING OF TOPEKA

Invoice Number	Post Date	0-30	31-60	61-90	91+	Amount
3100104364 *	7/31/2023	0.00	0.00	158.97	0.00	158.97
3100107217 *	8/31/2023	223.69	0.00	0.00	0.00	223.69
3100107218 *	9/1/2023	680.58	0.00	0.00	0.00	680.58
3100107693 *	9/11/2023	264.45	0.00	0.00	0.00	264.45
3100107694 *	9/11/2023	646.91	0.00	0.00	0.00	646.91
3100109138 *	9/28/2023	513.63	0.00	0.00	0.00	513.63
PEPSI-COLA BOTTLING OF TOPEKA SubTotal		2,329.26	0.00	158.97	0.00	2,488.23

Vendor: SCRUB HUB

Invoice Number	Post Date	0-30	31-60	61-90	91+	Amount
158894-3 *	9/30/2023	90.00	0.00	0.00	0.00	90.00
SCRUB HUB SubTotal		90.00	0.00	0.00	0.00	90.00

Vendor: SHAWNEE COUNTY SOLID WASTE DEPT

Invoice Number	Post Date	0-30	31-60	61-90	91+	Amount
10012023 *	9/30/2023	277.78	0.00	0.00	0.00	277.78
10152023 *	9/30/2023	409.12	0.00	0.00	0.00	409.12
SHAWNEE COUNTY SOLID WASTE DEPT SubTotal		686.90	0.00	0.00	0.00	686.90

Vendor: SHRED-IT, C/O STERICYCLE INC

Invoice Number	Post Date	0-30	31-60	61-90	91+	Amount
8004796688 *	9/28/2023	37.00	0.00	0.00	0.00	37.00
SHRED-IT, C/O STERICYCLE INC SubTotal		37.00	0.00	0.00	0.00	37.00

Vendor: SONIFI SOLUTIONS INC

Invoice Number	Post Date	0-30	31-60	61-90	91+	Amount
3995786 *	9/30/2023	138.01	0.00	0.00	0.00	138.01
SONIFI SOLUTIONS INC SubTotal		138.01	0.00	0.00	0.00	138.01

Vendor: Strathman Sales

Invoice Number	Post Date	0-30	31-60	61-90	91+	Amount
561953 *	9/28/2023	266.06	0.00	0.00	0.00	266.06
Strathman Sales SubTotal		266.06	0.00	0.00	0.00	266.06

TOKS Associates LLC
 Subsidiary Ledger Aging Report
 Accounting Date: 9/30/2023

Vendor: Sun Life (-0088)

Invoice Number	Post Date	0-30	31-60	61-90	91+	Amount
09/01-09/30V EE LIF *	9/1/2023	174.71	0.00	0.00	0.00	174.71
Sun Life SubTotal		174.71	0.00	0.00	0.00	174.71

Vendor: Sun Life (-0253)

Invoice Number	Post Date	0-30	31-60	61-90	91+	Amount
09/01 -09/30 *	9/28/2023	-576.29	0.00	0.00	0.00	-576.29
Sun Life SubTotal		-576.29	0.00	0.00	0.00	-576.29

Vendor: SYSCO KANSAS CITY INC

Invoice Number	Post Date	0-30	31-60	61-90	91+	Amount
557725779ADJ	9/27/2023	-34.04	0.00	0.00	0.00	-34.04
557756820 *	9/28/2023	216.22	0.00	0.00	0.00	216.22
557756821 *	9/28/2023	194.08	0.00	0.00	0.00	194.08
557756822 *	9/28/2023	1,352.70	0.00	0.00	0.00	1,352.70
SYSCO KANSAS CITY INC SubTotal		1,728.96	0.00	0.00	0.00	1,728.96

Vendor: THE WALDINGER CORPORATION

Invoice Number	Post Date	0-30	31-60	61-90	91+	Amount
7106686-1 *	8/31/2023	256.98	0.00	0.00	0.00	256.98
THE WALDINGER CORPORATION SubTotal		256.98	0.00	0.00	0.00	256.98

Vendor: TOKS Associates LLC

Invoice Number	Post Date	0-30	31-60	61-90	91+	Amount
ACCT 09 2023 *	9/30/2023	1,000.00	0.00	0.00	0.00	1,000.00
MGT 09 2023 *	9/23/2023	13,282.27	0.00	0.00	0.00	13,282.27
TOKS Associates LLC SubTotal		14,282.27	0.00	0.00	0.00	14,282.27

Vendor: TRAVELCLICK, INC.

Invoice Number	Post Date	0-30	31-60	61-90	91+	Amount
CIT3FUSD3F23013 *	9/30/2023	-3,713.88	0.00	0.00	0.00	-3,713.88
INV00684214 *	9/22/2023	4,305.90	0.00	0.00	0.00	4,305.90
TRAVELCLICK, INC. SubTotal		592.02	0.00	0.00	0.00	592.02

Vendor: TX: KANSAS DEPT OF REVENUE

Invoice Number	Post Date	0-30	31-60	61-90	91+	Amount
07 JUL23 USE TAX	8/17/2023	0.00	233.38	0.00	0.00	233.38
08 AUG23 USE TAX	9/13/2023	233.38	0.00	0.00	0.00	233.38
TX: KANSAS DEPT OF REVENUE SubTotal		233.38	233.38	0.00	0.00	466.76

Grand Total	43,535.42	233.38	158.97	0.83	43,928.60
-------------	-----------	--------	--------	------	-----------

TOKS Associates LLC
dba Hotel Topeka at City Center

Accrued Other Expenses
Period: 09/30/2023

Account # 2015000.00

	Amount	General Ledger
Detail Listing Attached:	(40,309.81)	(40,309.81)

Reconciled Balances @	09/30/2023	(40,309.81)	(40,309.81)
	Variance		0.00

TOKS Associates LLC
dba Hotel Topeka at City Center

Accrued Utilities
Period: 09/30/2023

Account # 2065000.00

	Amount	General Ledger
		(24,087.21)

Detail Listing Attached: (24,087.21)

Reconciled Balances @ 09/30/2023	(24,087.21)	(24,087.21)
Variance		0.00

TOKS Associates LLC
 dba Hotel Topeka at City Center
 Utility Accrual

30-Sep-23

GL 2065000.000

	Days in Mo	Amt of Bill	Daily Amt	Days to Acc	Amt to Accrue	Acct. Number	JE #
Electric							
EVERGY							
08/09 - 09/08	30	25389.46	846.32	21	\$ 17,772.62	746310000.000	
Gas							
Kansas Gas Service							
08/09 - 09/11	33	3654.49	110.74	19	\$ 2,104.10	746405000.000	
Gas							
Tiger Natural Gas, Inc							
Do-Not-USE	33	790.12	23.94	0	\$ -	746405000.000	
Water							
City of Topeka							
08/09 - 09/07	29	5308.88	183.06	23	\$ 4,210.49	746215000.000	
	0	90.57	#DIV/0!	1			
Waste Removal							
Shawnee County							
AUG & SEP	31	951.00	30.67742	0	\$ -	726925000.000	

GL 2065000.000

\$ 24,087.21

TOKS Associates LLC
dba Hotel Topeka at City Center

Accrues Real Estate Tax
Period: 09/30/2023

Account # 2145000.000

	Amount	General Ledger
Detail Listing Attached:	(164,103.52)	(210,990.24)

Reconciled Balances @ 09/30/2023

(164,103.52)

(210,990.24)

Variance

(46,886.72)

MLS Tax Notification Report

Rialto Capital Advisors, LLC

Loan # 030311519 **Tax Balance** 0.00

Investor Loan # 301271165

Borrower Name Tucson Topeka LLC **Tax Constant** 29,545.78

Collateral	Due Date	Amt. Due	Parcel Number	Taxing Authority	Installment Desc.
Capitol Plaza Hotel Topeka	05/10/2023	\$140,660.15	1330603004001020	Shawnee County	Paid Semi-Annually, 2nd payment

Total Taxes Due: \$140,660.15

Shortage Amount (\$140,660.15)

If 0.00 no shortage currently exists.

Reply by date: 05/01/23

Redemption Date:

Pay Taxes? Yes No

Escrow Analysis? Yes No **If no response, no Escrow Analysis will be performed**

Failure to respond by the reply by date above, Midland will not disburse taxes. If approval is received from the Special Servicer after the reply by date, Midland will not be responsible for any accrued penalties and/or interest.

From: [iKan](#)
To: [Kibret Messele](#)
Subject: Thanks for your payment
Date: Monday, May 1, 2023 11:20:43 AM



Your Receipt

Thanks for your payment with **iKan**.

Payment Summary

Shawnee Real Estate Property Tax for Statement # 553455, Address: 1717 SW TOPEKA BLVD :	\$140,660.15
---	---------------------

Kibret Messele

BANK OF AMERICA N.A. ending in 2495


Paid on May 1, 2023 10:20 AM

Confirmation Number 63e921e1-10b0-45f1-8edf-699cad9baf8a

Subtotal	\$140,660.15
Convenience Fee	\$2.00
Payment Processing Fee	\$1.25

Payment Total	\$140,663.40
----------------------	---------------------

[Get help from Paylt Support](#)



© 2019 – 2023 iKan

Advance Deposit Ledger

Hotel Topeka at City Center

Business Date: Saturday, September 30, 2023

Printed Date: Sunday, October 1, 2023 4:03:28 AM

Advance Deposits

Folio #	Guest Name	Room #	Open Balance	Charges	Payments	Closing Balance
559039	Brown, Phillip		(\$129.00)	\$0.00	\$0.00	(\$129.00)
559040	Diepenbrock, Lance		(\$129.00)	\$0.00	\$0.00	(\$129.00)
559041	Brown, Phillip		(\$129.00)	\$0.00	\$0.00	(\$129.00)
559043	Brown, Phillip		(\$129.00)	\$0.00	\$0.00	(\$129.00)
559044	Brown, Phillip		(\$129.00)	\$0.00	\$0.00	(\$129.00)
559045	Alvarez, Brenden		(\$129.00)	\$0.00	\$0.00	(\$129.00)
559046	Diepenbrock, Lance		(\$129.00)	\$0.00	\$0.00	(\$129.00)
559047	Brown, Phillip		(\$129.00)	\$0.00	\$0.00	(\$129.00)
559048	Diepenbrock, Lance		(\$129.00)	\$0.00	\$0.00	(\$129.00)
559049	Alvarez, Brenden		(\$129.00)	\$0.00	\$0.00	(\$129.00)
559050	Diepenbrock, Lance		(\$129.00)	\$0.00	\$0.00	(\$129.00)
559051	Alvarez, Brenden		(\$129.00)	\$0.00	\$0.00	(\$129.00)
559052	Diepenbrock, Lance		(\$129.00)	\$0.00	\$0.00	(\$129.00)
559053	Alvarez, Brenden		(\$129.00)	\$0.00	\$0.00	(\$129.00)
559054	Alvarez, Brenden		(\$129.00)	\$0.00	\$0.00	(\$129.00)
559055	Bartlett, Ryan		(\$129.00)	\$0.00	\$0.00	(\$129.00)
559056	Burgin, Nick		(\$129.00)	\$0.00	\$0.00	(\$129.00)
559057	Bartlett, Ryan		(\$129.00)	\$0.00	\$0.00	(\$129.00)
559058	Burgin, Nick		(\$129.00)	\$0.00	\$0.00	(\$129.00)
559060	Bartlett, Ryan		(\$129.00)	\$0.00	\$0.00	(\$129.00)
559061	Burgin, Nick		(\$129.00)	\$0.00	\$0.00	(\$129.00)
559062	Burgin, Nick		(\$129.00)	\$0.00	\$0.00	(\$129.00)
559063	Bartlett, Ryan		(\$129.00)	\$0.00	\$0.00	(\$129.00)
559064	Bartlett, Ryan		(\$129.00)	\$0.00	\$0.00	(\$129.00)
559066	McDermith, Regina		(\$129.00)	\$0.00	\$0.00	(\$129.00)
559069	Roane, Ryan		(\$129.00)	\$0.00	\$0.00	(\$129.00)
559070	Markley , Shala		(\$129.00)	\$0.00	\$0.00	(\$129.00)
559071	Roane, Ryan		(\$129.00)	\$0.00	\$0.00	(\$129.00)
559072	Wolfe, Clint		(\$129.00)	\$0.00	\$0.00	(\$129.00)
559073	Wolfe, Clint		(\$129.00)	\$0.00	\$0.00	(\$129.00)
559074	Ley, Jace		(\$129.00)	\$0.00	\$0.00	(\$129.00)
559075	Feldkamp, Taylor		(\$129.00)	\$0.00	\$0.00	(\$129.00)
559076	Papadopoulos, Teddy		(\$129.00)	\$0.00	\$0.00	(\$129.00)

Advance Deposit Ledger

559077	Papadopoulos, Teddy	(\$129.00)	\$0.00	\$0.00	(\$129.00)
559078	Papadopoulos, Teddy	(\$129.00)	\$0.00	\$0.00	(\$129.00)
559079	Turpin, Tara	(\$129.00)	\$0.00	\$0.00	(\$129.00)
559080	Long, Tammara	(\$129.00)	\$0.00	\$0.00	(\$129.00)
559081	Turpin, Tara	(\$129.00)	\$0.00	\$0.00	(\$129.00)
559084	Turpin, Tara	(\$129.00)	\$0.00	\$0.00	(\$129.00)
559085	Turpin, Tara	(\$129.00)	\$0.00	\$0.00	(\$129.00)
559086	Oliver, Jody	(\$129.00)	\$0.00	\$0.00	(\$129.00)
559087	Oliver, Jody	(\$129.00)	\$0.00	\$0.00	(\$129.00)
559088	Quast, Karisa	(\$129.00)	\$0.00	\$0.00	(\$129.00)
559089	Beery, Taelyr	(\$129.00)	\$0.00	\$0.00	(\$129.00)
559090	Quast, Karisa	(\$129.00)	\$0.00	\$0.00	(\$129.00)
559091	Quast, Karisa	(\$129.00)	\$0.00	\$0.00	(\$129.00)
559092	Beery, Taelyr	(\$129.00)	\$0.00	\$0.00	(\$129.00)
559093	Quast, Karisa	(\$129.00)	\$0.00	\$0.00	(\$129.00)
559094	Beery, Taelyr	(\$129.00)	\$0.00	\$0.00	(\$129.00)
559095	Willman, Roy	(\$129.00)	\$0.00	\$0.00	(\$129.00)
559096	Beery, Taelyr	(\$129.00)	\$0.00	\$0.00	(\$129.00)
559097	Willman, Roy	(\$129.00)	\$0.00	\$0.00	(\$129.00)
559098	Stessensmeier, Chris	(\$129.00)	\$0.00	\$0.00	(\$129.00)
559099	Stessensmeier, Chris	(\$129.00)	\$0.00	\$0.00	(\$129.00)
559100	Nicola, Kayleigh	(\$129.00)	\$0.00	\$0.00	(\$129.00)
559101	Nicola, Kayleigh	(\$129.00)	\$0.00	\$0.00	(\$129.00)
559102	Richard, Ty	(\$129.00)	\$0.00	\$0.00	(\$129.00)
559103	Supple, Marcus	(\$129.00)	\$0.00	\$0.00	(\$129.00)
559104	Richard, Ty	(\$129.00)	\$0.00	\$0.00	(\$129.00)
559105	Richard, Ty	(\$129.00)	\$0.00	\$0.00	(\$129.00)
559106	Supple, Marcus	(\$129.00)	\$0.00	\$0.00	(\$129.00)
559109	Thompson, Stephanie	(\$129.00)	\$0.00	\$0.00	(\$129.00)
559111	Richard, Ty	(\$129.00)	\$0.00	\$0.00	(\$129.00)
559112	Supple, Marcus	(\$129.00)	\$0.00	\$0.00	(\$129.00)
559113	Richard, Ty	(\$129.00)	\$0.00	\$0.00	(\$129.00)
559114	Supple, Marcus	(\$129.00)	\$0.00	\$0.00	(\$129.00)
559115	Ley, Jace	(\$129.00)	\$0.00	\$0.00	(\$129.00)
559116	Fisher, Erika	(\$129.00)	\$0.00	\$0.00	(\$129.00)
559117	Erickson , Matt	(\$129.00)	\$0.00	\$0.00	(\$129.00)
559118	Fisher, Erika	(\$129.00)	\$0.00	\$0.00	(\$129.00)
559119	Fisher, Erika	(\$129.00)	\$0.00	\$0.00	(\$129.00)

Advance Deposit Ledger

559120	Doolittle, Michael	(\$129.00)	\$0.00	\$0.00	(\$129.00)
559121	fisher, Erika	(\$129.00)	\$0.00	\$0.00	(\$129.00)
559122	Davis, Caleb	(\$129.00)	\$0.00	\$0.00	(\$129.00)
559123	Doolittle, Michael	(\$129.00)	\$0.00	\$0.00	(\$129.00)
559124	fisher, Erika	(\$129.00)	\$0.00	\$0.00	(\$129.00)
559125	Davis, Caleb	(\$129.00)	\$0.00	\$0.00	(\$129.00)
559126	Doolittle, Michael	(\$129.00)	\$0.00	\$0.00	(\$129.00)
559127	Davis, Caleb	(\$129.00)	\$0.00	\$0.00	(\$129.00)
559128	Doolittle, Michael	(\$129.00)	\$0.00	\$0.00	(\$129.00)
560796	Kansas Funeral Directors Association	(\$1,000.00)	\$0.00	\$0.00	(\$1,000.00)
561440	MSSU Football November	(\$1,000.00)	\$0.00	\$0.00	(\$1,000.00)
561442	KSRLCA State Convention 2024	(\$2,000.00)	\$0.00	\$0.00	(\$2,000.00)
561474	Tennessee Smith Family Reunion	(\$1,791.45)	\$0.00	\$0.00	(\$1,791.45)
561476	KS Future Business Leaders HA9873	(\$499.93)	\$0.00	\$0.00	(\$499.93)
562943	Midwest Division SCCA Convention 2024	(\$500.00)	\$0.00	\$0.00	(\$500.00)
564353	Solar Challenge 2024	(\$600.00)	\$0.00	\$0.00	(\$600.00)
564780	Blue Cross Blue Shield	(\$129.98)	\$0.00	\$0.00	(\$129.98)
564781	Blue Cross Blue Shield of KS	(\$129.98)	\$0.00	\$0.00	(\$129.98)
565158	Fandrich Majewski Wedding Rehearsal	(\$400.00)	\$0.00	\$0.00	(\$400.00)
565799	KSAE Annual Conference	(\$1,200.00)	\$0.00	\$0.00	(\$1,200.00)
566686	AAA Club Alliance	(\$346.93)	\$0.00	\$0.00	(\$346.93)
567008	Tobacco Free KS Coalition	(\$2,147.36)	\$0.00	\$0.00	(\$2,147.36)
567424	TASN	(\$261.84)	\$0.00	\$0.00	(\$261.84)
567862	KS Teacher of the Year	(\$1,500.00)	\$0.00	\$0.00	(\$1,500.00)
Totals		(\$23,827.47)	\$0.00	\$0.00	(\$23,827.47)

*Deposit No Shows and Deposit Cancellations are not included in the Advance Deposit Ledger totals. Deposit No Shows and Cancellations are reflected on the Guest Ledger under Inactive Accounts.

Deposit No Shows

Folio #	Guest Name	Room #	Open Balance	Charges	Payments	Closing Balance
534897	Teresa, Acker		(\$40.00)	\$0.00	\$0.00	(\$40.00)
534897	Teresa, Acker		\$40.00	\$0.00	\$0.00	\$40.00
Totals			\$0.00	\$0.00	\$0.00	\$0.00

Deposit Cancellations

Folio #	Guest Name	Room #	Open Balance	Charges	Payments	Closing Balance
Totals						

TOKS Associates LLC
dba Hotel Topeka at City Center

Deferred Gift Certificates
Period: 09/30/2023

Account # 2195000.00

	Amount	General Ledger
		(401.99)
Per daily 12/19/2022	(100.00)	
Gift Certificate - Kevin Anderson	(301.99)	
Gift Certificate 3/16/2023		

Reconciled Balances @ 09/30/2023

(401.99)

(401.99)

Variance

0.00

Gift Certificate



HOTEL TOPEKA
AT CITY CENTER

Presented To: Kevin Anderson
(Print Name)

1717 SW Topeka Blvd
Topeka, KS 66612

Ph. - (785) 431-7200

Fax - (785) 232-8379

Compliments Of: _____
(Print Name)

#1001

Please Enjoy: _____

Not to Exceed \$ 100.00
Not redeemable for cash.

12/19/22
Date Issued (Good for one year from date issued)


Manager's Signature



Gift Certificate



HOTEL TOPEKA
AT CITY CENTER

1717 SW Topeka Blvd #1003
Topeka, KS 66612

Ph. - (785) 431-7200

Fax - (785) 232-8379

Presented To: _____
(Print Name)

Compliments Of: _____
(Print Name)

Please Enjoy: _____

Not to Exceed \$ 301.99
Not redeemable for cash.

3/16/23

Date Issued (Good for one year from date issued)


Manager's Signature



TOKS Associates LLC
dba Hotel Topeka at City Center

Accrued Salaries and Wages
Period: 09/30/2023

Account # 2400000.00

	Amount	General Ledger
		(65,896.48)
Detail Listing Attached:	(65,896.48)	

Reconciled Balances @ 09/30/2023	(65,896.48)	(65,896.48)
Variance		0.00

**TOKS Associates LLC
dba Hotel Topeka at City Center
Payroll Journal**

Pay Period Ending : **PPE 09/18/23 - 10/01/23**
 Pay Date: **10/01/23**

10-0123

DESCRIPTION	Acct #	Dr	Cr	Accrual
				1
10 Rooms				<i>CR Reversal</i>
Salaries	105000500.000	0.00		0.00
Wages FO	105100500.000	6,233.97		445.28
Wages Night Audit	105101500.000	1,522.40		108.74
FICA ER	105700000.000	583.49		41.68
FUTA	105700500.000	7.20		0.51
SUTA	105701000.000	59.56		4.25
Group Insurance	105800000.000		95.45	
Vacation Pay	105800500.000	0.00		
Holiday Pay	105801000.000	0.00		
Tips/Incentive	105105500.000	0.00		
Tips/Incentive	105803000.000	0.00		
12 Housekeeping				
Salaries	105001000.000	0.00		0.00
Wages - Housekeeper Super	105105000.000	1,891.98		135.14
Wages - Housekeeper	105105500.000	3,451.41		246.53
Wages - Laundry Attendant	105109000.000	4,036.42		288.32
Wages - Public Area Attendant	105107000.000	0.00		0.00
Wages- Houseman	105106000.000	3,559.82		254.27
FICA ER	105700000.000	973.42		69.53
FUTA	105700500.000	12.02		0.86
SUTA	105701000.000	99.36		7.10
Group Insurance	105800000.000		148.80	
Sick Pay	105801500.000	386.88		
Vacation Pay	105800500.000	0.00		
Holiday Pay	105801000.000	0.00		
Tips/Incentive	105105500.000	0.00		
Bonus & Incentive	105803000.000	206.00		
20/30 Food & Beverage				
Salaries - F&B Management	215002000.000	0.00		0.00
Salaries - F&B Supervisors	215100000.000	771.20		55.09
Salaries - Banquets MGR	245219000.000	2,000.00		142.86
Wages - BNQT Supervisors	245100000.000	4,217.34		301.24
Salaries - Cooks	205002500.000	2,596.15		185.44
Wages - Server	215202000.000	249.48		17.82
Wages - Bar (cashier)	215201000.000	106.26		7.59
Wages - Cooks	205210000.000	2,658.52		189.89
- do not use		0.00		0.00
Wages - Banquets	245202000.000	6,545.82		467.56
Wages - Dishwashers	205216000.000	1,807.06		129.08
Tips - F&B Director/ Supervisor	215100000.000	0.00		0.00
Tips - Server	215202000.000	711.37		50.81
Tips - Bar	215201000.000	0.00		0.00
Tips - Banquets	245202000.000	77.54		5.54
FICA ER	215700000.000	1,635.51		116.82
FUTA	215700500.000	20.19		1.44
SUTA	215701000.000	166.95		11.92
Group Insurance	215800000.000		507.68	
Sick Pay	215801500.000	0.00		
Holiday Pay	215801000.000	0.00		
Vacation Pay	215800500.000	0.00		
Bonus & Incentive	205803000.000	0.00		

**TOKS Associates LLC
dba Hotel Topeka at City Center
Payroll Journal**

Pay Period Ending : **PPE 09/18/23 - 10/01/23**
 Pay Date: **10/01/23**

10-0123

DESCRIPTION	Acct #	Dr	Cr	Accrual
				1

50 A&G

Salaries	525000200.000	6,923.07		494.51
Wages - ADMIN	525274500.000	1,280.78		91.48
Security	525277000.000	0.00		0.00
FICA	525700000.000	617.16		44.08
FUTA	525700500.000	7.62		0.54
SUTA	525701000.000	63.00		4.50
Group Insurance	525800000.000		0.00	
Vacation Pay	525800500.000	0.00		
Holiday Pay	525801000.000	0.00		
Bonus & Incentive	525803000.000	0.00		

60 A&S

Salaries DOS /Rev MGR	625000100.000	6,269.23		447.80
Salaries-Tips	625200000.000	0.00		0.00
Salaries - Catering MGR	625200000.000	1,961.54		140.11
Wages - Sales Asst	625274500.000	0.00		0.00
FICA	625700000.000	619.18		44.23
FUTA	625700500.000	7.64		0.55
SUTA	625701000.000	63.20		4.51
Group Insurance	625800000.000		564.30	
Vacation Pay	625800500.000	0.00		
Holiday Pay	625801000.000	0.00		
Bonus	625803000.000	0.00		

70 R&M

Salaries	725000100.000	2,384.62		170.33
Wages	725285000.000	5,435.56		388.25
FICA	725700000.000	588.30		42.02
FUTA	725700500.000	7.26		0.52
SUTA	725701000.000	60.05		4.29
Group Insurance	725800000.000		499.77	
Vacation Pay	725800500.000	0.00		
Holiday Pay	725801000.000	0.00		
Bonus & Incentive	725803000.000	0.00		

FIT	2482500.000		2,364.23	
FICA - EE	2485000.000		5,017.06	
FICA - ER	2487500.000		5,017.06	
SIT	2495000.000		2,364.23	
FUTA	2502500.000		61.93	
SUTA	2505000.000		512.12	
SDI/SUI	2497500.000		0.00	
Garnishments/MED	1005000.000		453.59	0.00
Cash - Operating Acct (check:	1005000.000		53,748.10	
Cash - Operating Acct (manu:	1005000.000		0.00	
Cash - Operating Acct (direct	1005000.000		0.00	
Cash - Operating Acct (tax dr:	1005000.000		16,857.84	
ACCRUED SALARIES/WAGI	2400000.000			5,163.05

FIT	2482500.000	2,364.23	
FICA - EE	2485000.000	5,017.06	
FICA - ER	2487500.000	5,017.06	
SIT	2495000.000	2,364.23	
FUTA	2502500.000	61.93	
SUTA	2505000.000	512.12	
SDI/SUI	2497500.000	0.00	

Garnishment 2477500.000 0.00

TOTAL 88,212.16 88,212.16

TOKS Associates LLC
dba Hotel Topeka at City Center

Sales & Occupancy Taxes Rooms
Period: 09/30/2023

Various Accounts

		Amount	General Ledger
Detail Listing Attached:			(58,428.50)
	Account		
Sales Tax	2602500.000	(22,959.89)	
Sales Tax F&B	2605000.000	(13,256.53)	
Sales Tax Other	2607500.000	0.00	
Occupancy Tax City	2610000.000	(20,966.62)	
Occupancy Tax County	2612500.000	(368.00)	
Sales Tax - Liquor Sales	2632500.000	(877.46)	

Reconciled Balances @ 09/30/2023	(58,428.50)	(58,428.50)
Variance		0.00

TOKS Associates LLC

General Ledger Activity

From 9/1/2023 to 9/30/2023 for Ledger Accounts 2602500.000 to 2647500.000

Show accounts with no activity if beginning balance is not zero

Account #	Account Name	Debit	Credit	Journal ID	Source
2602500.000	Sales Tax - Rooms				
9/1/2023	From DRR for 9/1/2023		1,998.80	2023-09-0006	JEDR
9/2/2023	From DRR for 9/2/2023		2,176.11	2023-09-0007	JEDR
9/3/2023	From DRR for 9/3/2023		1,677.42	2023-09-0008	JEDR
9/4/2023	From DRR for 9/4/2023		1.65	2023-09-0009	JEDR
9/5/2023	From DRR for 9/5/2023		156.14	2023-09-0011	JEDR
9/6/2023	From DRR for 9/6/2023		14.53	2023-09-0014	JEDR
9/7/2023	From DRR for 9/7/2023		562.57	2023-09-0015	JEDR
9/8/2023	From DRR for 9/8/2023		1,444.19	2023-09-0022	JEDR
9/9/2023	From DRR for 9/9/2023		674.72	2023-09-0023	JEDR
9/10/2023	From DRR for 9/10/2023	446.75		2023-09-0024	JEDR
9/11/2023	From DRR for 9/11/2023		437.02	2023-09-0050	JEDR
9/12/2023	From DRR for 9/12/2023		1,964.47	2023-09-0064	JEDR
9/13/2023	TX: Topeka Business Improvement District	1,933.00		2023-09-0065	APIV
9/13/2023	TX: KANSAS DEPT OF REVENUE	16,102.80		2023-09-0068	APIV
9/13/2023	From DRR for 9/13/2023		2,113.20	2023-09-0073	JEDR
9/14/2023	From DRR for 9/14/2023		1,321.71	2023-09-0075	JEDR
9/15/2023	From DRR for 9/15/2023	580.31		2023-09-0093	JEDR
9/16/2023	From DRR for 9/16/2023		1,586.94	2023-09-0094	JEDR
9/17/2023	From DRR for 9/17/2023		295.36	2023-09-0095	JEDR
9/18/2023	From DRR for 9/18/2023		6.00	2023-09-0096	JEDR
9/19/2023	From DRR for 9/19/2023		383.96	2023-09-0097	JEDR
9/20/2023	From DRR for 9/20/2023		1,366.64	2023-09-0098	JEDR
9/21/2023	From DRR for 9/21/2023		1,254.93	2023-09-0101	JEDR
9/22/2023	From DRR for 9/22/2023		980.31	2023-09-0103	JEDR
9/23/2023	From DRR for 9/23/2023		1,181.42	2023-09-0104	JEDR
9/24/2023	From DRR for 9/24/2023	1,615.76		2023-09-0105	JEDR
9/25/2023	From DRR for 9/25/2023		928.87	2023-09-0106	JEDR
9/26/2023	From DRR for 9/26/2023		1,678.10	2023-09-0194	JEDR
9/27/2023	From DRR for 9/27/2023		353.80	2023-09-0200	JEDR
9/28/2023	From DRR for 9/28/2023		327.81	2023-09-0201	JEDR
9/29/2023	From DRR for 9/29/2023		143.42	2023-09-0220	JEDR
9/30/2023	From DRR for 9/30/2023		572.62	2023-09-0221	JEDR
	Total for Account #2602500.000	20,678.62	25,602.71		
Beginning Balance -18,035.80		Ending Balance -22,959.89		Net Change -4,924.09	
2605000.000	Sales Tax - F & B				
9/1/2023	From DRR for 9/1/2023		7.58	2023-09-0006	JEDR
9/2/2023	From DRR for 9/2/2023		25.81	2023-09-0007	JEDR
9/3/2023	From DRR for 9/3/2023		1,186.52	2023-09-0008	JEDR
9/4/2023	From DRR for 9/4/2023		15.53	2023-09-0009	JEDR
9/5/2023	From DRR for 9/5/2023		2.06	2023-09-0011	JEDR
9/6/2023	From DRR for 9/6/2023		7.87	2023-09-0014	JEDR
9/7/2023	From DRR for 9/7/2023		777.34	2023-09-0015	JEDR
9/8/2023	From DRR for 9/8/2023		147.30	2023-09-0022	JEDR
9/9/2023	From DRR for 9/9/2023		111.60	2023-09-0023	JEDR
9/10/2023	From DRR for 9/10/2023		21.48	2023-09-0024	JEDR
9/11/2023	From DRR for 9/11/2023		7.09	2023-09-0050	JEDR
9/12/2023	From DRR for 9/12/2023		25.28	2023-09-0064	JEDR
9/13/2023	TX: KANSAS DEPT OF REVENUE	4,802.25		2023-09-0068	APIV
9/13/2023	From DRR for 9/13/2023		17.33	2023-09-0073	JEDR
9/14/2023	From DRR for 9/14/2023		6,803.32	2023-09-0075	JEDR
9/15/2023	From DRR for 9/15/2023		601.44	2023-09-0093	JEDR

TOKS Associates LLC

General Ledger Activity

From 9/1/2023 to 9/30/2023 for Ledger Accounts 2602500.000 to 2647500.000

Show accounts with no activity if beginning balance is not zero

Account #	Account Name	Debit	Credit	Journal ID	Source
2605000.000	Sales Tax - F & B				
9/16/2023	From DRR for 9/16/2023		124.12	2023-09-0094	JEDR
9/17/2023	From DRR for 9/17/2023		74.29	2023-09-0095	JEDR
9/18/2023	From DRR for 9/18/2023		292.18	2023-09-0096	JEDR
9/19/2023	From DRR for 9/19/2023		7.76	2023-09-0097	JEDR
9/20/2023	From DRR for 9/20/2023		102.22	2023-09-0098	JEDR
9/21/2023	From DRR for 9/21/2023		53.65	2023-09-0101	JEDR
9/22/2023	From DRR for 9/22/2023		56.82	2023-09-0103	JEDR
9/23/2023	From DRR for 9/23/2023		2,263.26	2023-09-0104	JEDR
9/24/2023	From DRR for 9/24/2023		124.89	2023-09-0105	JEDR
9/25/2023	From DRR for 9/25/2023		330.69	2023-09-0106	JEDR
9/26/2023	From DRR for 9/26/2023	807.88		2023-09-0194	JEDR
9/27/2023	From DRR for 9/27/2023		826.50	2023-09-0200	JEDR
9/28/2023	From DRR for 9/28/2023		16.69	2023-09-0201	JEDR
9/29/2023	From DRR for 9/29/2023		14.35	2023-09-0220	JEDR
9/30/2023	From DRR for 9/30/2023		19.44	2023-09-0221	JEDR
Total for Account #2605000.000		5,610.13	14,064.41		
Beginning Balance -4,802.25		Ending Balance -13,256.53		Net Change -8,454.28	
2610000.000	Occupancy Tax - City				
9/1/2023	From DRR for 9/1/2023		1,359.31	2023-09-0006	JEDR
9/2/2023	From DRR for 9/2/2023		1,482.36	2023-09-0007	JEDR
9/3/2023	From DRR for 9/3/2023		1,140.84	2023-09-0008	JEDR
9/4/2023	From DRR for 9/4/2023	1.00		2023-09-0009	JEDR
9/5/2023	From DRR for 9/5/2023		105.70	2023-09-0011	JEDR
9/6/2023	From DRR for 9/6/2023		3.50	2023-09-0014	JEDR
9/7/2023	From DRR for 9/7/2023		441.20	2023-09-0015	JEDR
9/8/2023	From DRR for 9/8/2023		967.97	2023-09-0022	JEDR
9/9/2023	From DRR for 9/9/2023		711.42	2023-09-0023	JEDR
9/10/2023	From DRR for 9/10/2023	313.54		2023-09-0024	JEDR
9/11/2023	From DRR for 9/11/2023		310.79	2023-09-0050	JEDR
9/12/2023	From DRR for 9/12/2023		1,391.03	2023-09-0064	JEDR
9/13/2023	TX: KANSAS DEPT OF REVENUE	14,406.63		2023-09-0069	APIV
9/13/2023	From DRR for 9/13/2023		1,598.71	2023-09-0073	JEDR
9/14/2023	From DRR for 9/14/2023		1,179.30	2023-09-0075	JEDR
9/15/2023	From DRR for 9/15/2023		630.27	2023-09-0093	JEDR
9/16/2023	From DRR for 9/16/2023		1,078.39	2023-09-0094	JEDR
9/17/2023	From DRR for 9/17/2023		200.19	2023-09-0095	JEDR
9/18/2023	From DRR for 9/18/2023		133.49	2023-09-0096	JEDR
9/19/2023	From DRR for 9/19/2023		251.56	2023-09-0097	JEDR
9/20/2023	From DRR for 9/20/2023		997.35	2023-09-0098	JEDR
9/21/2023	From DRR for 9/21/2023		1,050.34	2023-09-0101	JEDR
9/22/2023	From DRR for 9/22/2023		1,459.11	2023-09-0103	JEDR
9/23/2023	From DRR for 9/23/2023		1,151.90	2023-09-0104	JEDR
9/24/2023	From DRR for 9/24/2023		59.06	2023-09-0105	JEDR
9/25/2023	From DRR for 9/25/2023		854.76	2023-09-0106	JEDR
9/26/2023	From DRR for 9/26/2023		1,150.39	2023-09-0194	JEDR
9/27/2023	From DRR for 9/27/2023		494.11	2023-09-0200	JEDR
9/28/2023	From DRR for 9/28/2023		359.86	2023-09-0201	JEDR
9/29/2023	From DRR for 9/29/2023		322.37	2023-09-0220	JEDR
9/30/2023	From DRR for 9/30/2023		395.88	2023-09-0221	JEDR
Total for Account #2610000.000		14,721.17	21,281.16		
Beginning Balance -14,406.63		Ending Balance -20,966.62		Net Change -6,559.99	

TOKS Associates LLC

General Ledger Activity

From 9/1/2023 to 9/30/2023 for Ledger Accounts 2602500.000 to 2647500.000

Show accounts with no activity if beginning balance is not zero

Account #	Account Name	Debit	Credit	Journal ID	Source
Period Date	Reference				
2612500.000	Occupancy Tax - County				
Total for Account #2612500.000		0.00	0.00		
Beginning Balance -368.00		Ending Balance -368.00		Net Change 0.00	
2632500.000	Sales Tax - Liquor Sales				
9/1/2023	From DRR for 9/1/2023		0.50	2023-09-0006	JEDR
9/2/2023	From DRR for 9/2/2023		15.50	2023-09-0007	JEDR
9/3/2023	From DRR for 9/3/2023		39.01	2023-09-0008	JEDR
9/4/2023	From DRR for 9/4/2023		62.24	2023-09-0009	JEDR
9/7/2023	From DRR for 9/7/2023		9.91	2023-09-0015	JEDR
9/8/2023	From DRR for 9/8/2023		19.58	2023-09-0022	JEDR
9/9/2023	From DRR for 9/9/2023		58.64	2023-09-0023	JEDR
9/12/2023	From DRR for 9/12/2023		45.89	2023-09-0064	JEDR
9/13/2023	TX: KANSAS DEPT OF REVENUE	567.15		2023-09-0067	APIV
9/13/2023	From DRR for 9/13/2023		18.25	2023-09-0073	JEDR
9/14/2023	From DRR for 9/14/2023		18.20	2023-09-0075	JEDR
9/15/2023	From DRR for 9/15/2023		57.59	2023-09-0093	JEDR
9/16/2023	From DRR for 9/16/2023		22.33	2023-09-0094	JEDR
9/17/2023	From DRR for 9/17/2023		83.05	2023-09-0095	JEDR
9/20/2023	From DRR for 9/20/2023		17.35	2023-09-0098	JEDR
9/21/2023	From DRR for 9/21/2023		8.65	2023-09-0101	JEDR
9/22/2023	From DRR for 9/22/2023		30.06	2023-09-0103	JEDR
9/23/2023	From DRR for 9/23/2023		82.10	2023-09-0104	JEDR
9/24/2023	From DRR for 9/24/2023		171.94	2023-09-0105	JEDR
9/25/2023	From DRR for 9/25/2023		28.90	2023-09-0106	JEDR
9/27/2023	From DRR for 9/27/2023		29.24	2023-09-0200	JEDR
9/28/2023	From DRR for 9/28/2023		36.22	2023-09-0201	JEDR
9/29/2023	From DRR for 9/29/2023		11.50	2023-09-0220	JEDR
9/30/2023	From DRR for 9/30/2023		10.81	2023-09-0221	JEDR
Total for Account #2632500.000		567.15	877.46		
Beginning Balance -567.15		Ending Balance -877.46		Net Change -310.31	
2647500.000	Use Tax				
9/8/2023	LMD Associates, LLC		140.25	2023-09-0018	APIV
9/10/2023	LMD Associates, LLC		31.42	2023-09-0043	APIV
9/13/2023	TX: KANSAS DEPT OF REVENUE	233.38		2023-09-0066	APIV
9/25/2023	LMD Associates, LLC		61.71	2023-09-0182	APIV
9/26/2023	Image Print Solutions		11.07	2023-09-0107	APIV
Total for Account #2647500.000		233.38	244.45		
Beginning Balance -233.38		Ending Balance -244.45		Net Change -11.07	

TOKS Associates LLC
dba Hotel Topeka at City Center

Use Tax

Account # 2647500.000

Period: 09/30/2023

	Amount	General Ledger
Detail Listing Attached:	(244.45)	(244.45)

Reconciled Balances @ 09/30/2023

(244.45)

(244.45)

Variance

0.00

TOKS Associates LLC
 dba Hotel Topeka at City Center
 Use Tax

Account # 26475000.000
 09/30/2023

Date	Description / Vendor	Acct #	Beg Bal	Jan	Feb	Mar	Apr	May	June	Jul	Aug	Sep	Oct	Nov	Dec	YTD Bal
<u>2023</u>																-
	Banquet Liquor	204000200.000														-
	LMD Invoices									-		(244.45)				(244.45)
	Kansas Dep't of revenue															-
	Comp Food															-
		\$0.00 \$0.00														-
	Total monthly (accrual)/exp cr		-	-	-	-	-	-	-	-	-	(244.45)	-	-	-	(244.45)
	Ledger Balance		-	-	-	-	-	-	-	-	-	(244.45)	(244.45)	(244.45)	(244.45)	(244.45)

TOKS Associates LLC
dba Hotel Topeka at City Center

Equity Partner
Period: 09/30/2023

Account # 2900000.000

	Amount	General Ledger
Detail Listing Attached:	(1,240,491.30)	(1,240,491.30)

Reconciled Balances @ 09/30/2023	(1,240,491.30)	(1,240,491.30)
Variance		0.00

TOKS Associates LLC
dba Hotel Topeka at City Center

Cummulative Deficit - Prior Owner
Period: 09/30/2023

Account # 2945000.000

	Amount	General Ledger
Detail Listing Attached:	122,828.92	122,828.92

Reconciled Balances @ 09/30/2023	122,828.92	122,828.92
Variance		0.00

TOKS Associates LLC
dba Hotel Topeka at City Center

Equity-Retained Earnings PY
Period: 09/30/2023

Account # 2965000.000

		Amount	General Ledger
			458,653.11
Detail Listing Attached:	"YEAR 2021	252,566.61	
	"YEAR 2022	206,086.50	

Reconciled Balances @	09/30/2023	458,653.11	458,653.11
	Variance		0.00

Company: TOKS Associates LLC Property: Hotel Topeka at City Center
P&L - Dual Summary Pages
As of 12/31/2021

PTD	%	PTD Budget	%	Variance	PTD Last Year	%	Variance		YTD	%	YTD Budget %	Variance	YTD Last Year	%	Variance	
Statistics																
224.00		224.00		0.00	224.00		0.00	# Rooms	224.00		224.00	0.00	224.00		0.00	
6,944.00		6,944.00		0.00	0.00		6,944.00	Available Rooms	47,264.00		47,264.00	0.00	0.00		47,264.00	
1,068.00		1,196.00		-128.00	0.00		1,068.00	Room Nights Sold	13,535.00		12,005.00	1,530.00	0.00		13,535.00	
0.15		0.17		-0.02	0.00		0.15	Occupancy %	0.29		0.25	0.03	0.00		0.29	
74.72		87.00		-12.28	0.00		74.72	ADR	97.37		98.31	-0.95	0.00		97.37	
11.49		14.98		-3.49	0.00		11.49	RevPar	27.88		24.97	2.91	0.00		27.88	
Summary																
<u>Revenue:</u>																
79,795.95	51.68%	104,049.00	89.27%	-24,253.05	0.00	0.00%	79,795.95	Rooms	1,317,845.81	68.13%	1,180,221.60	81.20%	137,624.21	0.00	0.00%	1,317,845.81
35,607.12	23.06%	9,500.00	8.15%	26,107.12	0.00	0.00%	35,607.12	Food	354,932.31	18.35%	232,750.00	16.01%	122,182.31	0.00	0.00%	354,932.31
18,995.40	12.30%	1,750.00	1.50%	17,245.40	0.00	0.00%	18,995.40	Beverage	66,129.22	3.42%	14,250.00	0.98%	51,879.22	0.00	0.00%	66,129.22
16,693.50	10.81%	0.00	0.00%	16,693.50	0.00	0.00%	16,693.50	Other F&B Revenue	158,761.04	8.21%	15,165.00	1.04%	143,596.04	0.00	0.00%	158,761.04
0.00	0.00%	0.00	0.00%	0.00	0.00	0.00%	0.00	Telephone	0.00	0.00%	0.00	0.00%	0.00	0.00	0.00%	0.00
3,311.64	2.14%	1,250.00	1.07%	2,061.64	0.00	0.00%	3,311.64	Other	36,504.24	1.89%	11,100.00	0.76%	25,404.24	0.00	0.00%	36,504.24
154,403.61	100.00%	116,549.00	100.00%	37,854.61	0.00	0.00%	154,403.61	Total Revenue	1,934,172.62	100.00%	1,453,486.60	100.00%	480,686.02	0.00	0.00%	1,934,172.62
<u>Cost of Sales:</u>																
14,504.12	40.73%	5,140.00	54.11%	9,364.12	0.00	0.00%	14,504.12	Food	119,369.22	33.63%	135,240.00	58.11%	-15,870.78	0.00	0.00%	119,369.22
3,311.95	17.44%	980.00	56.00%	2,331.95	0.00	0.00%	3,311.95	Beverage	13,898.42	21.02%	7,980.00	56.00%	5,918.42	0.00	0.00%	13,898.42
0.00	0.00%	0.00	0.00%	0.00	0.00	0.00%	0.00	Other F&B	2,040.02	1.28%	825.00	5.44%	1,215.02	0.00	0.00%	2,040.02
3,876.88	117.07%	2,138.69	171.10%	1,738.19	0.00	0.00%	3,876.88	Telephone	15,542.84	42.58%	14,970.83	134.87%	572.01	0.00	0.00%	15,542.84
1,186.25	35.82%	622.50	49.80%	563.75	0.00	0.00%	1,186.25	Other	5,654.15	15.49%	3,735.00	33.65%	1,919.15	0.00	0.00%	5,654.15
22,879.20	690.87%	8,881.19	710.50%	13,998.01	0.00	0.00%	22,879.20	Total Cost of Sales	156,504.65	428.73%	162,750.83	1466.22%	-6,246.18	0.00	0.00%	156,504.65
<u>Payroll:</u>																
31,180.97	39.08%	38,474.68	36.98%	-7,293.71	0.00	0.00%	31,180.97	Rooms	244,188.91	18.53%	284,906.73	24.14%	-40,717.82	0.00	0.00%	244,188.91
21,342.95	29.94%	44,185.98	392.76%	-22,843.03	0.00	0.00%	21,342.95	F&B	160,461.50	27.67%	318,415.18	121.46%	-157,953.68	0.00	0.00%	160,461.50
0.00	0.00%	0.00	0.00%	0.00	0.00	0.00%	0.00	Other	0.00	0.00%	0.00	0.00%	0.00	0.00	0.00%	0.00
23,480.75	15.21%	23,201.71	19.91%	279.04	0.00	0.00%	23,480.75	A&G	158,608.57	8.20%	158,010.68	10.87%	597.89	0.00	0.00%	158,608.57
0.00	0.00%	0.00	0.00%	0.00	0.00	0.00%	0.00	IT	0.00	0.00%	0.00	0.00%	0.00	0.00	0.00%	0.00
16,755.51	10.85%	11,562.65	9.92%	5,192.86	0.00	0.00%	16,755.51	S&M	68,514.43	3.54%	70,646.06	4.86%	-2,131.63	0.00	0.00%	68,514.43
14,482.19	9.38%	15,405.61	13.22%	-923.42	0.00	0.00%	14,482.19	R&M	94,877.44	4.91%	105,354.48	7.25%	-10,477.04	0.00	0.00%	94,877.44
107,242.37	69.46%	132,830.63	113.97%	-25,588.26	0.00	0.00%	107,242.37	Total Salaries and Wages	726,650.85	37.57%	937,333.13	64.49%	-210,682.28	0.00	0.00%	726,650.85
20,741.28	13.43%	19,472.42	16.71%	1,268.86	0.00	0.00%	20,741.28	Total Taxes and Benefits	130,975.94	6.77%	152,670.04	10.50%	-21,694.10	0.00	0.00%	130,975.94
127,983.65	82.89%	152,303.05	130.68%	-24,319.40	0.00	0.00%	127,983.65	Total Labor Costs	857,626.79	44.34%	1,090,003.17	74.99%	-232,376.38	0.00	0.00%	857,626.79
<u>Direct Expenses:</u>																
9,513.83	11.92%	28,077.06	26.98%	-18,563.23	0.00	0.00%	9,513.83	Rooms	144,000.03	10.93%	196,959.68	16.69%	-52,959.65	0.00	0.00%	144,000.03
16,439.93	23.06%	4,425.00	39.33%	12,014.93	0.00	0.00%	16,439.93	F&B	57,308.90	9.88%	53,342.50	20.35%	3,966.40	0.00	0.00%	57,308.90
0.00	0.00%	0.00	0.00%	0.00	0.00	0.00%	0.00	Telephone	3,629.67	9.94%	0.00	0.00%	3,629.67	0.00	0.00%	3,629.67
0.00	0.00%	0.00	0.00%	0.00	0.00	0.00%	0.00	Other	0.00	0.00%	0.00	0.00%	0.00	0.00	0.00%	0.00
0.00	0.00%	0.00	0.00%	0.00	0.00	0.00%	0.00	Franchise Fees	0.00	0.00%	0.00	0.00%	0.00	0.00	0.00%	0.00
23,714.50	15.36%	10,059.67	8.63%	13,654.83	0.00	0.00%	23,714.50	A&G	190,397.64	9.84%	99,604.93	6.85%	90,792.71	0.00	0.00%	190,397.64
0.00	0.00%	0.00	0.00%	0.00	0.00	0.00%	0.00	IT	0.00	0.00%	0.00	0.00%	0.00	0.00	0.00%	0.00
5,808.00	3.76%	3,485.00	2.99%	2,323.00	0.00	0.00%	5,808.00	S&M	70,411.61	3.64%	43,959.00	3.02%	26,452.61	0.00	0.00%	70,411.61
10,496.49	6.80%	12,041.00	10.33%	-1,544.51	0.00	0.00%	10,496.49	R&M	110,908.84	5.73%	91,031.85	6.26%	19,876.99	0.00	0.00%	110,908.84
33,172.48	21.48%	29,525.00	25.33%	3,647.48	0.00	0.00%	33,172.48	Utilities	267,232.59	13.82%	194,494.00	13.38%	72,738.59	0.00	0.00%	267,232.59
99,145.23	64.21%	87,612.73	75.17%	11,532.50	0.00	0.00%	99,145.23	Total Direct Expense	843,889.28	43.63%	679,391.96	46.74%	164,497.32	0.00	0.00%	843,889.28
-95,604.47	-61.92%	-132,247.97	-113.47%	36,643.50	0.00	0.00%	-95,604.47	Gross Operating Profit	76,151.90	3.94%	-478,659.36	-32.93%	554,811.26	0.00	0.00%	76,151.90

Company: TOKS Associates LLC Property: Hotel Topeka at City Center
P&L - Dual Summary Pages
As of 12/31/2021

PTD	%	PTD Budget	%	Variance	PTD Last Year	%	Variance		YTD	%	YTD Budget %	Variance	YTD Last Year	%	Variance	
								<u>Fixed Costs</u>								
-146,499.28	-94.88%	35,805.27	30.72%	-182,304.55	0.00	0.00%	-146,499.28	Taxes	74,777.30	3.87%	250,636.89	17.24%	-175,859.59	0.00	0.00%	74,777.30
14,324.32	9.28%	17,439.86	14.96%	-3,115.54	0.00	0.00%	14,324.32	Insurance	100,975.15	5.22%	122,079.02	8.40%	-21,103.87	0.00	0.00%	100,975.15
0.00	0.00%	0.00	0.00%	0.00	0.00	0.00%	0.00	Leases & Rent	0.00	0.00%	0.00	0.00%	0.00	0.00	0.00%	0.00
5,000.00	3.24%	5,000.00	4.29%	0.00	0.00	0.00%	5,000.00	Management Fees	49,979.11	2.58%	50,108.13	3.45%	-129.02	0.00	0.00%	49,979.11
-127,174.96	-82.37%	58,245.13	49.97%	-185,420.09	0.00	0.00%	-127,174.96	Total Fixed Expenses	225,731.56	11.67%	422,824.04	29.09%	-197,092.48	0.00	0.00%	225,731.56
31,570.49	20.45%	-190,493.10	-163.44%	222,063.59	0.00	0.00%	31,570.49	Net Operating Profit	-149,579.66	-7.73%	-901,483.40	-62.02%	751,903.74	0.00	0.00%	-149,579.66
396.89	0.26%	0.00	0.00%	396.89	0.00	0.00%	396.89	Prior Owner's Expense	37,708.69	1.95%	0.00	0.00%	37,708.69	0.00	0.00%	37,708.69
0.00	0.00%	0.00	0.00%	0.00	0.00	0.00%	0.00	Non Recurring Cost	8,599.41	0.44%	0.00	0.00%	8,599.41	0.00	0.00%	8,599.41
31,173.60	20.19%	-190,493.10	-163.44%	221,666.70	0.00	0.00%	31,173.60	Net Operating Income	-195,887.76	-10.13%	-901,483.40	-62.02%	705,595.64	0.00	0.00%	-195,887.76
17,896.39	11.59%	0.00	0.00%	17,896.39	0.00	0.00%	17,896.39	Capital Reserve	56,678.85	2.93%	0.00	0.00%	56,678.85	0.00	0.00%	56,678.85
13,277.21	8.60%	-190,493.10	-163.44%	203,770.31	0.00	0.00%	13,277.21	Adjusted NOI	-252,566.61	-13.06%	-901,483.40	-62.02%	648,916.79	0.00	0.00%	-252,566.61
13,277.21	8.60%	-190,493.10	-163.44%	203,770.31	0.00	0.00%	13,277.21	Net Profit/(Loss)	-252,566.61	-13.06%	-901,483.40	-62.02%	648,916.79	0.00	0.00%	-252,566.61

Company: TOKS Associates LLC Property: Hotel Topeka at City Center
P&L - Dual Summary Pages
As of 12/31/2022

PTD	%	PTD Budget	%	Variance	PTD Last Year	%	Variance		YTD	%	YTD Budget %	Variance	YTD Last Year	%	Variance	
Statistics																
224.00		224.00		0.00	224.00		0.00	# Rooms	224.00		224.00	0.00	224.00		0.00	
6,944.00		6,944.00		0.00	6,944.00		0.00	Available Rooms	81,760.00		81,760.00	0.00	47,264.00		34,496.00	
1,162.00		1,290.00		-128.00	1,068.00		94.00	Room Nights Sold	27,985.00		25,396.00	2,589.00	13,535.00		14,450.00	
16.73%		18.58%		-1.84%	15.38%		1.35%	Occupancy %	34.23%		31.06%	3.17%	28.64%		5.59%	
78.62		105.93		-27.31	74.72		3.91	ADR	97.94		113.12	-15.18	97.37		0.57	
13.16		19.68		-6.52	11.49		1.67	RevPar	33.52		35.14	-1.61	27.88		5.64	
Summary V.11																
Revenue																
91,361.77	49.46%	136,650.10	55.36%	-45,288.33	79,795.95	51.68%	11,565.82	Rooms	2,740,800.97	61.05%	2,872,701.45	62.91%	-131,900.48	1,317,845.81	68.13%	1,422,955.16
88,551.33	47.94%	109,047.00	44.18%	-20,495.67	71,296.02	46.18%	17,255.31	F&B	1,683,040.05	37.49%	1,673,661.00	36.65%	9,379.05	579,822.57	29.98%	1,103,217.48
4,813.63	2.61%	1,139.13	0.46%	3,674.50	3,311.64	2.14%	1,501.99	Other Departments	65,299.85	1.45%	19,733.58	0.43%	45,566.27	36,504.24	1.89%	28,795.61
184,726.73	100.00%	246,836.23	100.00%	-62,109.50	154,403.61	100.00%	30,323.12	Total Operating Revenue	4,489,140.87	100.00%	4,566,096.03	100.00%	-76,955.16	1,934,172.62	100.00%	2,554,968.25
Departmental Expenses																
55,284.41	60.51%	57,684.45	42.21%	-2,400.04	46,802.41	58.65%	8,482.00	Rooms	813,354.86	29.68%	906,728.98	31.56%	-93,374.12	431,896.71	32.77%	381,458.15
70,279.87	79.37%	89,453.65	82.03%	-19,173.78	60,313.26	84.60%	9,966.61	F&B	1,021,692.81	60.71%	1,226,591.41	73.29%	-204,898.60	385,708.00	66.52%	635,984.81
1,550.22	32.20%	792.93	69.61%	757.29	5,063.13	152.89%	-3,512.91	Other Departments	20,072.96	30.74%	13,456.83	68.19%	6,616.13	24,826.66	68.01%	-4,753.70
127,114.50	68.81%	147,931.03	59.93%	-20,816.53	112,178.80	72.65%	14,935.70	Total Departmental Expenses	1,855,120.63	41.32%	2,146,777.22	47.02%	-291,656.59	842,431.37	43.56%	1,012,689.26
57,612.23	31.19%	98,905.20	40.07%	-41,292.97	42,224.81	27.35%	15,387.42	Total Departmental Profit	2,634,020.24	58.68%	2,419,318.81	52.98%	214,701.43	1,091,741.25	56.44%	1,542,278.99
Undistributed Operating Expenses																
44,037.91	23.84%	49,853.00	20.20%	-5,815.09	50,434.01	32.66%	-6,396.10	A&G	586,270.05	13.06%	627,827.87	13.75%	-41,557.82	371,923.43	19.23%	214,346.62
25,264.36	13.68%	8,570.41	3.47%	16,693.95	0.00	0.00%	25,264.36	IT	152,085.66	3.39%	104,364.92	2.29%	47,720.74	0.00	0.00%	152,085.66
15,741.11	8.52%	18,701.22	7.58%	-2,960.11	23,787.44	15.41%	-8,046.33	S&M	304,420.68	6.78%	241,495.33	5.29%	62,925.35	146,558.90	7.58%	157,861.78
0.00	0.00%	0.00	0.00%	0.00	0.00	0.00%	0.00	Franchise Fees	0.00	0.00%	0.00	0.00	0.00	0.00%	0.00	
39,442.82	21.35%	31,700.90	12.84%	7,741.92	30,435.35	19.71%	9,007.47	R&M	496,971.67	11.07%	347,594.83	7.61%	149,376.84	229,874.43	11.88%	267,097.24
46,663.04	25.26%	25,242.25	10.23%	21,420.79	33,172.48	21.48%	13,490.56	Utilities	591,119.27	13.17%	475,063.50	10.40%	116,055.77	267,232.59	13.82%	323,886.68
171,149.24	92.65%	134,067.78	54.31%	37,081.46	137,829.28	89.27%	33,319.96	Total Undistributed Expenses	2,130,867.33	47.47%	1,796,346.45	39.34%	334,520.88	1,015,589.35	52.51%	1,115,277.98
-113,537.01	-61.46%	-35,162.58	-14.25%	-78,374.43	-95,604.47	-61.92%	-17,932.54	Gross Operating Profit	503,152.91	11.21%	622,972.36	13.64%	-119,819.45	76,151.90	3.94%	427,001.01
5,000.00	2.71%	7,405.09	3.00%	-2,405.09	5,000.00	3.24%	0.00	Management Fees	112,610.37	2.51%	136,982.90	3.00%	-24,372.53	49,979.11	2.58%	62,631.26
-118,537.01	-64.17%	-42,567.67	-17.25%	-75,969.34	-100,604.47	-65.16%	-17,932.54	Income Before Non-Operating Income and Expenses	390,542.54	8.70%	485,989.46	10.64%	-95,446.92	26,172.79	1.35%	364,369.75
Non-Operating Income and Expenses																
16,552.32	8.96%	19,713.00	7.99%	-3,160.68	14,324.32	9.28%	2,228.00	Insurance	192,951.44	4.30%	236,556.00	5.18%	-43,604.56	100,975.15	5.22%	91,976.29
0.00	0.00%	0.00	0.00%	0.00	0.00	0.00%	0.00	Leases & Rent	0.00	0.00%	0.00	0.00	0.00	0.00%	0.00	
0.00	0.00%	0.00	0.00%	0.00	18,293.28	11.85%	-18,293.28	Other	23,189.93	0.52%	428,000.00	9.37%	-404,810.07	102,986.95	5.32%	-79,797.02
16,552.32	8.96%	19,713.00	7.99%	-3,160.68	32,617.60	21.12%	-16,065.28	Total Non-Operating Income and Expenses	216,141.37	4.81%	664,556.00	14.55%	-448,414.63	203,962.10	10.55%	12,179.27
-135,089.33	-73.13%	-62,280.67	-25.23%	-72,808.66	-133,222.07	-86.28%	-1,867.26	EBITDA	174,401.17	3.88%	-178,566.54	-3.91%	352,967.71	-177,789.31	-9.19%	352,190.48
0.00	0.00%	0.00	0.00%	0.00	0.00	0.00%	0.00	Interest	0.00	0.00%	0.00	0.00%	0.00	0.00%	0.00	
19,086.68	10.33%	35,805.00	14.51%	-16,718.32	-146,499.28	-94.88%	165,585.96	Taxes	380,487.67	8.48%	429,660.00	9.41%	-49,172.33	74,777.30	3.87%	305,710.37
19,086.68	10.33%	35,805.00	14.51%	-16,718.32	-146,499.28	-94.88%	165,585.96	Interest, Taxes, Depreciation and Amortization	380,487.67	8.48%	429,660.00	9.41%	-49,172.33	74,777.30	3.87%	305,710.37
-154,176.01	-83.46%	-98,085.67	-39.74%	-56,090.34	13,277.21	8.60%	-167,453.22	Net Income	-206,086.50	-4.59%	-608,226.54	-13.32%	402,140.04	-252,566.61	-13.06%	46,480.11